

Date/Time: 8/21/2006 1:22:38 PM

Test Laboratory: Kyocera Wireless Corp.

**H-FIELD\_H\_Device, K27\_#YMD8 CDMA-800 ST Battery, BackLight ON OPEN, 08-21-06**

Communication System: CDMA-800; Frequency: 824.7 MHz; Duty Cycle: 1:1

Medium parameters used:  $s = 0$  mho/m,  $\epsilon = 1$ ;  $\rho = 0$  kg/m<sup>3</sup>

Phantom section: H Device Section Phantom section: E Device Section

DASY4 Configuration:

- Probe: H3DV6 - SN6123 Probe: ER3DV6 - SN2282; ConvF(1, 1, 1); Calibrated: 9/2/2004 Calibrated: 10/21/2005
- Sensor-Surface: (Fix Surface)
- Electronics: DAE4 Sn530; Calibrated: 1/16/2006
- Phantom: HAC Test Arch; Type: SD HAC P01 BA;
- Measurement SW: DASY4, V4.7 Build 44; Postprocessing SW: SEMCAD, V1.8 Build 171

**CDMA-800 ch1013/Hearing Aid Compatibility Test (101x101x1):** Measurement grid: dx=5mm, dy=5mm

Maximum value of peak Total field = 0.070 A/m

Probe Modulation Factor = 1.00

Reference Value = 0.057 A/m; Power Drift = 0.082 dB

**Hearing Aid Near-Field Category: M4 (AWF 0 dB)**

Peak H-field in A/m

Grid 1 0.098	Grid 2 0.070	Grid 3 0.047
Grid 4 0.099	Grid 5 0.070	Grid 6 0.044
Grid 7 0.103	Grid 8 0.070	Grid 9 0.042

**CDMA-800 ch1013/Hearing Aid Compatibility Test (101x101x1):** Measurement grid: dx=5mm, dy=5mm

Maximum value of peak Total field = 51.2 V/m

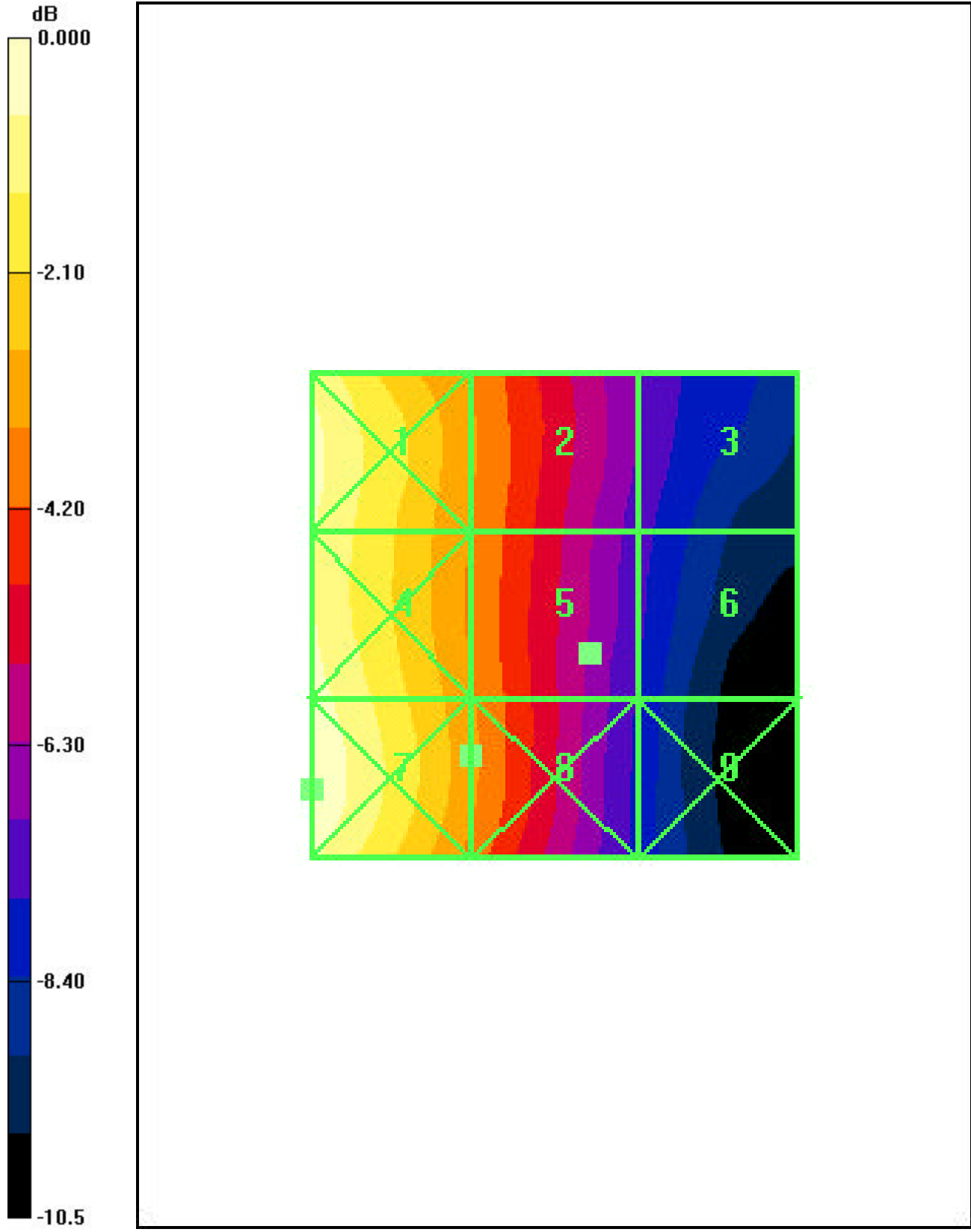
Probe Modulation Factor = 1.00

Reference Value = 53.6 V/m; Power Drift = 0.084 dB

**Hearing Aid Near-Field Category: M4 (AWF 0 dB)**

Peak E-field in V/m

Grid 1 44.1	Grid 2 46.8	Grid 3 44.6
Grid 4 48.2	Grid 5 51.2	Grid 6 49.1
Grid 7 47.0	Grid 8 50.0	Grid 9 47.8



0 dB = 0.103A/m

Date/Time: 8/21/2006 1:42:43 PM

Test Laboratory: Kyocera -Wireless Corp.

**H-FIELD\_H\_Device, K27\_#YMD8 CDMA-800 ST Battery, BackLight ON OPEN, 08-21-06**

Communication System: CDMA-800; Frequency: 836.49 MHz;Duty Cycle: 1:1

Medium parameters used:  $s = 0$  mho/m,  $\epsilon = 1$ ;  $\rho = 0$  kg/m<sup>3</sup>

Phantom section: H Device Section Phantom section: E Device Section

DASY4 Configuration:

- Probe: H3DV6 - SN6123Probe: ER3DV6 - SN2282; ConvF(1, 1, 1); Calibrated: 9/2/2004Calibrated: 10/21/2005
- Sensor-Surface: (Fix Surface)
- Electronics: DAE4 Sn530; Calibrated: 1/16/2006
- Phantom: HAC Test Arch; Type: SD HAC P01 BA;
- Measurement SW: DASY4, V4.7 Build 44; Postprocessing SW: SEMCAD, V1.8 Build 171

**CDMA-800 ch383/Hearing Aid Compatibility Test (101x101x1):** Measurement grid: dx=5mm, dy=5mm

Maximum value of peak Total field = 0.084 A/m

Probe Modulation Factor = 1.00

Reference Value = 0.057 A/m; Power Drift = -0.022 dB

**Hearing Aid Near-Field Category: M4 (AWF 0 dB)**

Peak H-field in A/m

Grid 1 0.102	Grid 2 0.067	Grid 3 0.039
Grid 4 0.111	Grid 5 0.076	Grid 6 0.045
Grid 7 0.122	Grid 8 0.084	Grid 9 0.053

**CDMA-800 ch383/Hearing Aid Compatibility Test (101x101x1):** Measurement grid: dx=5mm, dy=5mm

Maximum value of peak Total field = 67.5 V/m

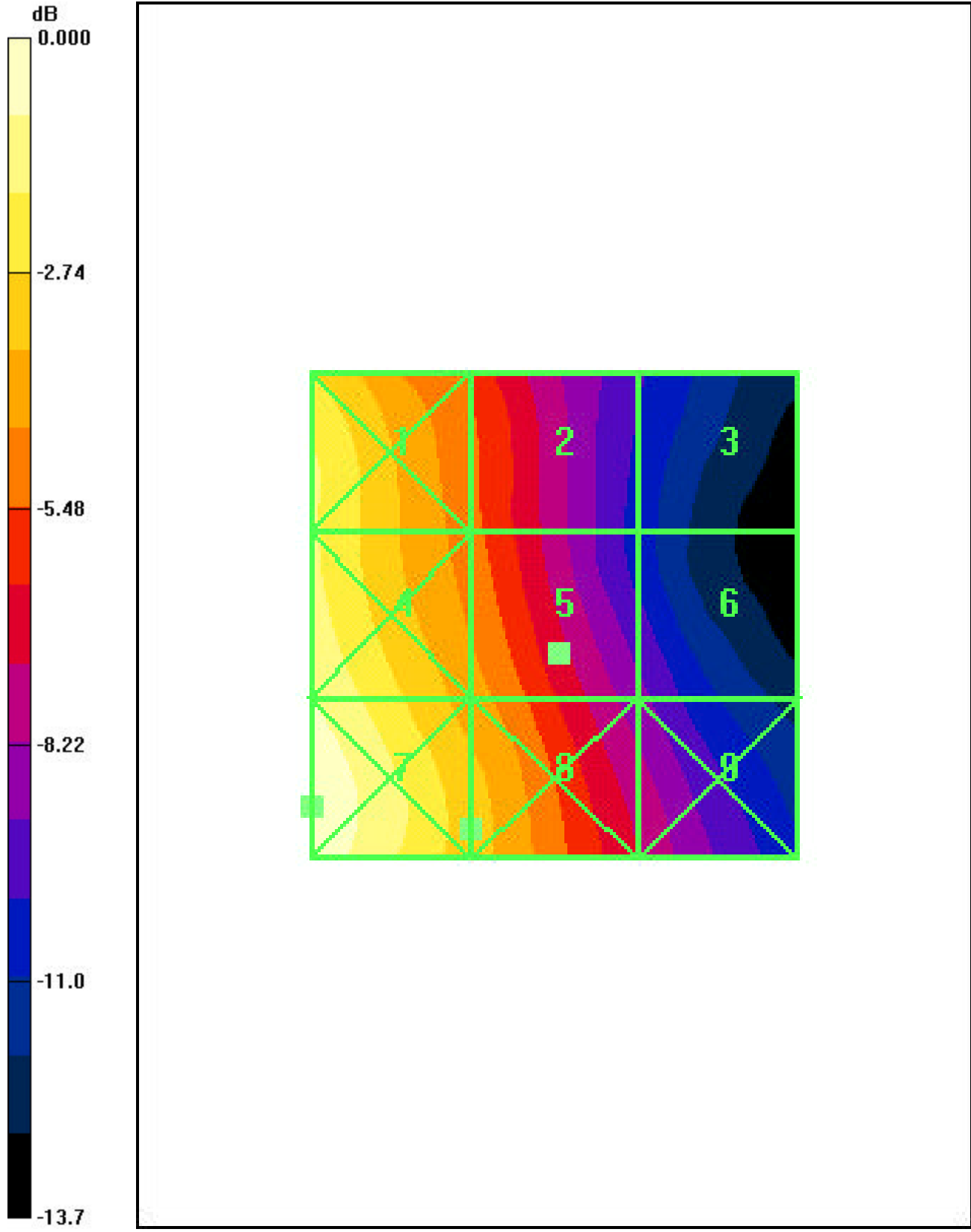
Probe Modulation Factor = 1.00

Reference Value = 70.8 V/m; Power Drift = 0.014 dB

**Hearing Aid Near-Field Category: M3 (AWF 0 dB)**

Peak E-field in V/m

Grid 1 57.4	Grid 2 61.3	Grid 3 57.4
Grid 4 63.5	Grid 5 67.5	Grid 6 63.2
Grid 7 61.7	Grid 8 64.5	Grid 9 60.4



0 dB = 0.122A/m

Date/Time: 8/21/2006 3:18:29 PM

Test Laboratory: Kyocera -Wireless Corp.

**H-FIELD\_H\_Device, K27\_#YMD8 CDMA-800 ST Battery, BackLight ON OPEN, 08-21-06**

Communication System: CDMA-800; Frequency: 848.31 MHz; Duty Cycle: 1:1

Medium parameters used:  $s = 0$  mho/m,  $\epsilon = 1$ ;  $\rho = 0$  kg/m<sup>3</sup>

Phantom section: H Device Section Phantom section: E Device Section

DASY4 Configuration:

- Probe: H3DV6 - SN6123Probe: ER3DV6 - SN2282; ConvF(1, 1, 1); Calibrated: 9/2/2004Calibrated: 10/21/2005
- Sensor-Surface: (Fix Surface)
- Electronics: DAE4 Sn530; Calibrated: 1/16/2006
- Phantom: HAC Test Arch; Type: SD HAC P01 BA;
- Measurement SW: DASY4, V4.7 Build 44; Postprocessing SW: SEMCAD, V1.8 Build 171

**CDMA-800 ch777/Hearing Aid Compatibility Test (101x101x1):** Measurement grid: dx=5mm, dy=5mm

Maximum value of peak Total field = 0.088 A/m

Probe Modulation Factor = 1.00

Reference Value = 0.056 A/m; Power Drift = -0.089 dB

**Hearing Aid Near-Field Category: M4 (AWF 0 dB)**

Peak H-field in A/m

Grid 1 0.117	Grid 2 0.079	Grid 3 0.042
Grid 4 0.124	Grid 5 0.084	Grid 6 0.046
Grid 7 0.129	Grid 8 0.088	Grid 9 0.049

**CDMA-800 ch777/Hearing Aid Compatibility Test (101x101x1):** Measurement grid: dx=5mm, dy=5mm

Maximum value of peak Total field = 67.2 V/m

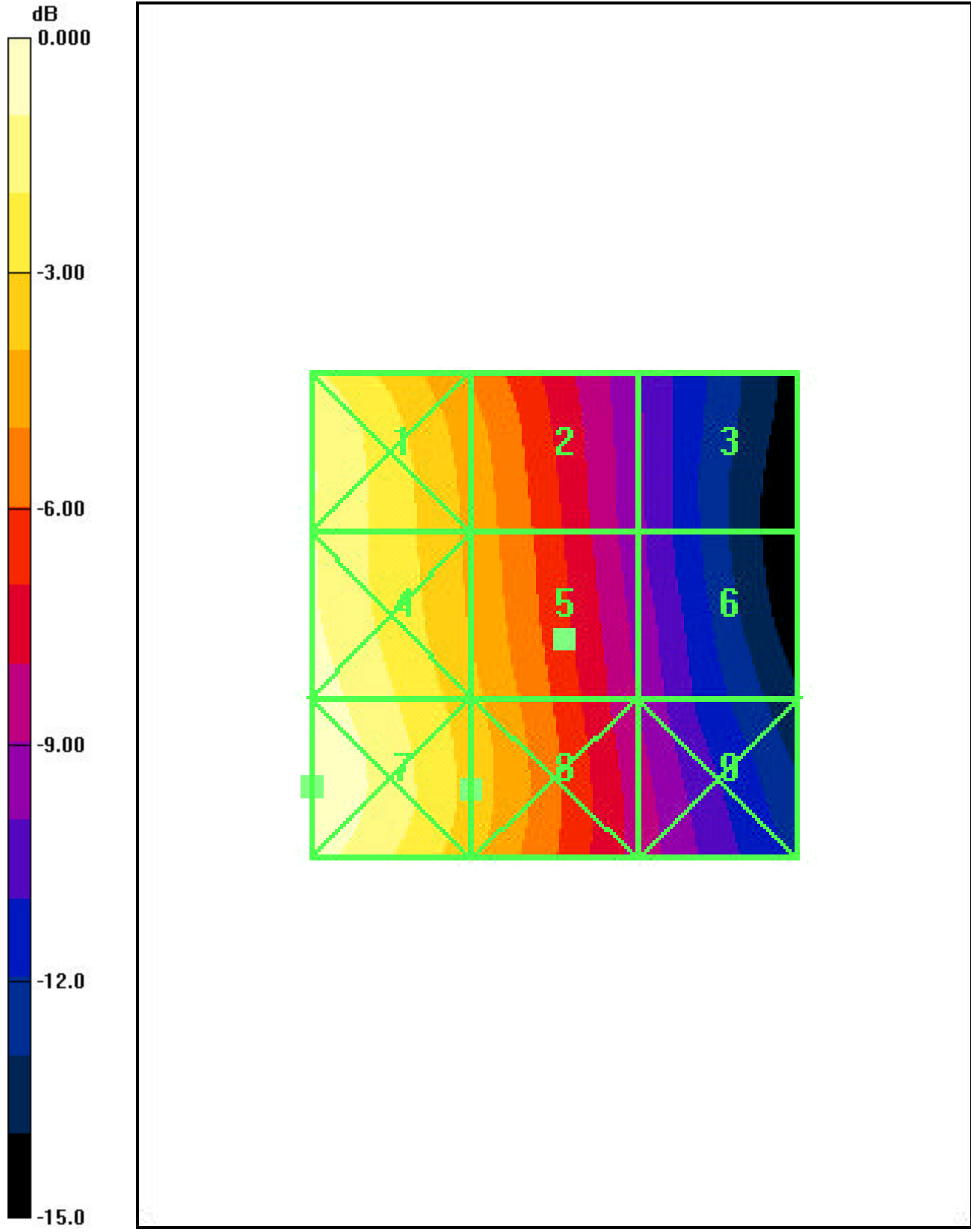
Probe Modulation Factor = 1.00

Reference Value = 70.1 V/m; Power Drift = -0.057 dB

**Hearing Aid Near-Field Category: M3 (AWF 0 dB)**

Peak E-field in V/m

Grid 1 58.0	Grid 2 61.7	Grid 3 58.7
Grid 4 63.3	Grid 5 67.2	Grid 6 63.5
Grid 7 60.8	Grid 8 64.8	Grid 9 61.3



0 dB = 0.129A/m

Date/Time: 8/21/2006 4:33:41 PM

Test Laboratory: Kyocera -Wireless Corp.

**H-FIELD\_H\_Device, K27\_#YMD8 CDMA-800 ST Battery, WC BackLight OFF OPEN, 08-21-06**

Communication System: CDMA-800; Frequency: 836.49 MHz; Duty Cycle: 1:1

Medium parameters used:  $s = 0$  mho/m,  $\epsilon = 1$ ;  $\rho = 0$  kg/m<sup>3</sup>

Phantom section: H Device Section Phantom section: E Device Section

DASY4 Configuration:

- Probe: H3DV6 - SN6123Probe: ER3DV6 - SN2282; ConvF(1, 1, 1); Calibrated: 9/2/2004Calibrated: 10/21/2005
- Sensor-Surface: (Fix Surface)
- Electronics: DAE4 Sn530; Calibrated: 1/16/2006
- Phantom: HAC Test Arch; Type: SD HAC P01 BA;
- Measurement SW: DASY4, V4.7 Build 44; Postprocessing SW: SEMCAD, V1.8 Build 171

**CDMA-800 ch383/Hearing Aid Compatibility Test (101x101x1):** Measurement grid: dx=5mm, dy=5mm

Maximum value of peak Total field = 0.084 A/m

Probe Modulation Factor = 1.00

Reference Value = 0.053 A/m; Power Drift = -0.011 dB

**Hearing Aid Near-Field Category: M4 (AWF 0 dB)**

Peak H-field in A/m

Grid 1 <b>0.101</b>	Grid 2 <b>0.066</b>	Grid 3 <b>0.040</b>
Grid 4 <b>0.111</b>	Grid 5 <b>0.075</b>	Grid 6 <b>0.045</b>
Grid 7 <b>0.122</b>	Grid 8 <b>0.084</b>	Grid 9 <b>0.053</b>

**CDMA-800 ch383/Hearing Aid Compatibility Test (101x101x1):** Measurement grid: dx=5mm, dy=5mm

Maximum value of peak Total field = 71.0 V/m

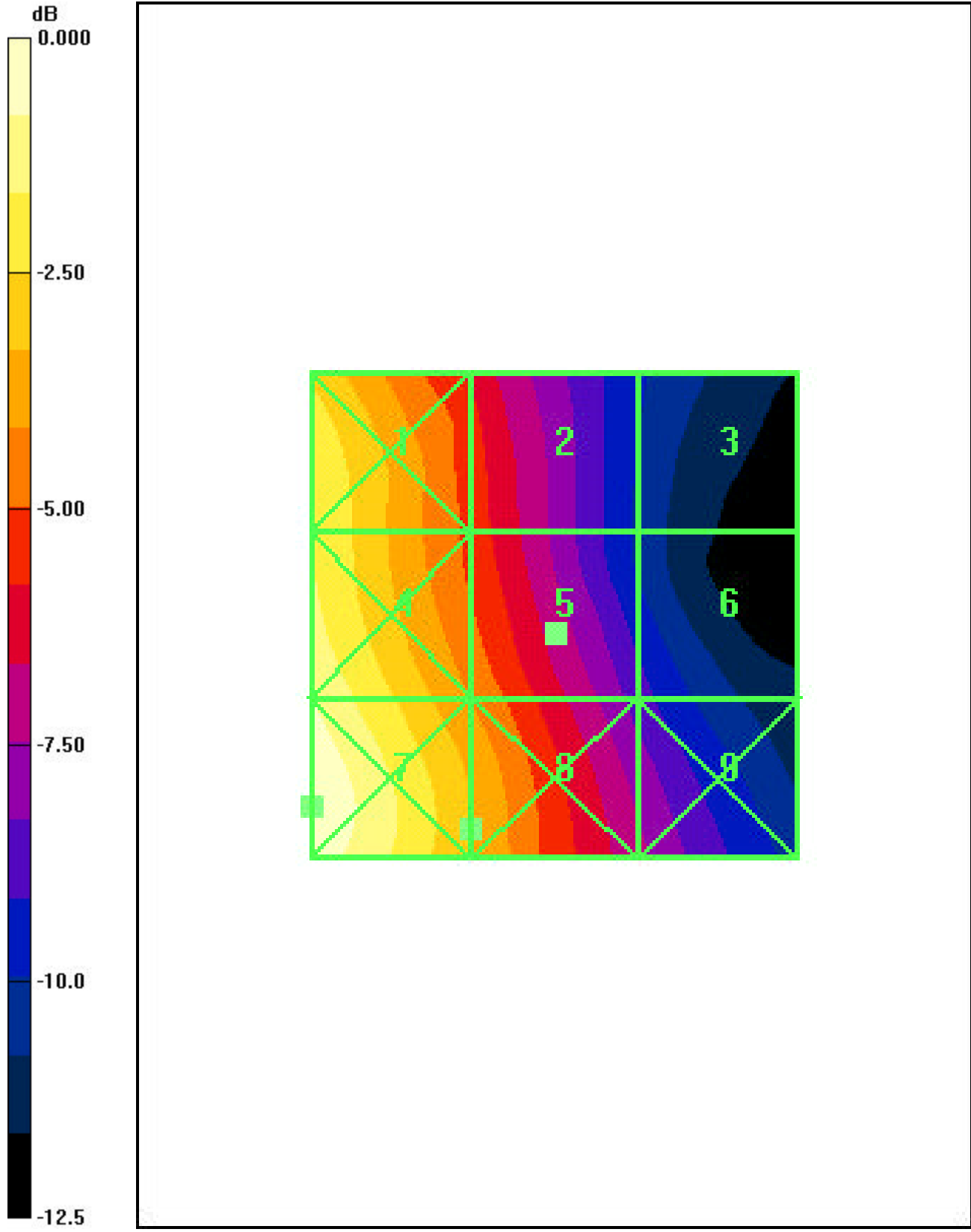
Probe Modulation Factor = 1.00

Reference Value = 76.3 V/m; Power Drift = -0.049 dB

**Hearing Aid Near-Field Category: M3 (AWF 0 dB)**

Peak E-field in V/m

Grid 1 <b>61.1</b>	Grid 2 <b>63.5</b>	Grid 3 <b>58.8</b>
Grid 4 <b>68.3</b>	Grid 5 <b>71.0</b>	Grid 6 <b>65.6</b>
Grid 7 <b>66.1</b>	Grid 8 <b>68.6</b>	Grid 9 <b>62.9</b>



0 dB = 0.122A/m



Date/Time: 8/21/2006 4:40:53 PM

Test Laboratory: Kyocera -Wireless Corp.

**H-FIELD\_H\_Device, K27\_#YMD8 CDMA-800 ST Battery, WC BackLight OFF OPEN, 08-21-06**

Communication System: CDMA-800; Frequency: 848.31 MHz; Duty Cycle: 1:1

Medium parameters used:  $s = 0$  mho/m,  $\epsilon = 1$ ;  $\rho = 0$  kg/m<sup>3</sup>

Phantom section: H Device Section Phantom section: E Device Section

DASY4 Configuration:

- Probe: H3DV6 - SN6123Probe: ER3DV6 - SN2282; ConvF(1, 1, 1); Calibrated: 9/2/2004Calibrated: 10/21/2005
- Sensor-Surface: (Fix Surface)
- Electronics: DAE4 Sn530; Calibrated: 1/16/2006
- Phantom: HAC Test Arch; Type: SD HAC P01 BA;
- Measurement SW: DASY4, V4.7 Build 44; Postprocessing SW: SEMCAD, V1.8 Build 171

**CDMA-800 ch777/Hearing Aid Compatibility Test (101x101x1):** Measurement grid: dx=5mm, dy=5mm

Maximum value of peak Total field = 0.082 A/m

Probe Modulation Factor = 1.00

Reference Value = 0.057 A/m; Power Drift = 0.084 dB

**Hearing Aid Near-Field Category: M4 (AWF 0 dB)**

Peak H-field in A/m

Grid 1 0.112	Grid 2 0.076	Grid 3 0.043
Grid 4 0.116	Grid 5 0.079	Grid 6 0.043
Grid 7 0.122	Grid 8 0.082	Grid 9 0.046

**CDMA-800 ch777/Hearing Aid Compatibility Test (101x101x1):** Measurement grid: dx=5mm, dy=5mm

Maximum value of peak Total field = 70.5 V/m

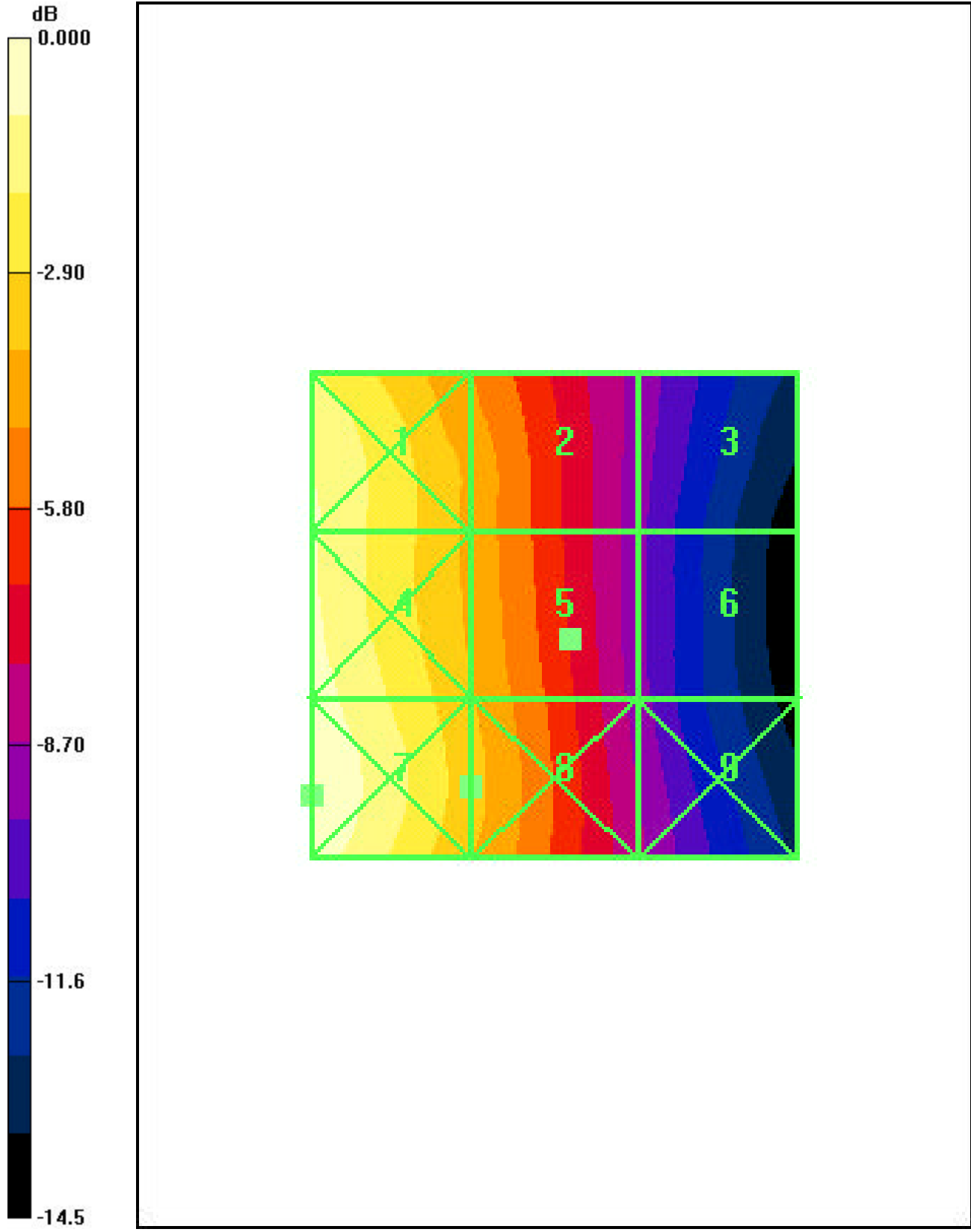
Probe Modulation Factor = 1.00

Reference Value = 76.1 V/m; Power Drift = 0.079 dB

**Hearing Aid Near-Field Category: M3 (AWF 0 dB)**

Peak E-field in V/m

Grid 1 60.2	Grid 2 63.7	Grid 3 59.8
Grid 4 66.5	Grid 5 70.5	Grid 6 66.2
Grid 7 63.6	Grid 8 67.7	Grid 9 62.9



0 dB = 0.122A/m

Date/Time: 8/21/2006 4:16:28 PM

Test Laboratory: Kyocera -Wireless Corp.

**H-FIELD\_H\_Device, K27\_#YMD8 CDMA-800 ST Battery, BackLight ON OPEN, 08-21-06**

Communication System: CDMA-800; Frequency: 836.49 MHz; Duty Cycle: 1:1

Medium parameters used:  $s = 0$  mho/m,  $\epsilon = 1$ ;  $\rho = 0$  kg/m<sup>3</sup>

Phantom section: H Device Section Phantom section: E Device Section

DASY4 Configuration:

- Probe: H3DV6 - SN6123Probe: ER3DV6 - SN2282; ConvF(1, 1, 1); Calibrated: 9/2/2004Calibrated: 10/21/2005
- Sensor-Surface: (Fix Surface)
- Electronics: DAE4 Sn530; Calibrated: 1/16/2006
- Phantom: HAC Test Arch; Type: SD HAC P01 BA;
- Measurement SW: DASY4, V4.7 Build 44; Postprocessing SW: SEMCAD, V1.8 Build 171

**CDMA-800 ch383 (360 degree)/Hearing Aid Compatibility Test (101x101x1):** Measurement grid: dx=5mm, dy=5mm

Maximum value of peak Total field = 0.089 A/m

Probe Modulation Factor = 1.00

Reference Value = 0.058 A/m; Power Drift = -0.087 dB

**Hearing Aid Near-Field Category: M4 (AWF 0 dB)**

Peak H-field in A/m

Grid 1 0.108	Grid 2 0.072	Grid 3 0.043
Grid 4 0.117	Grid 5 0.080	Grid 6 0.045
Grid 7 0.128	Grid 8 0.089	Grid 9 0.053

**CDMA-800 ch383 (360 degree)/Hearing Aid Compatibility Test (101x101x1):** Measurement grid: dx=5mm, dy=5mm

Maximum value of peak Total field = 66.2 V/m

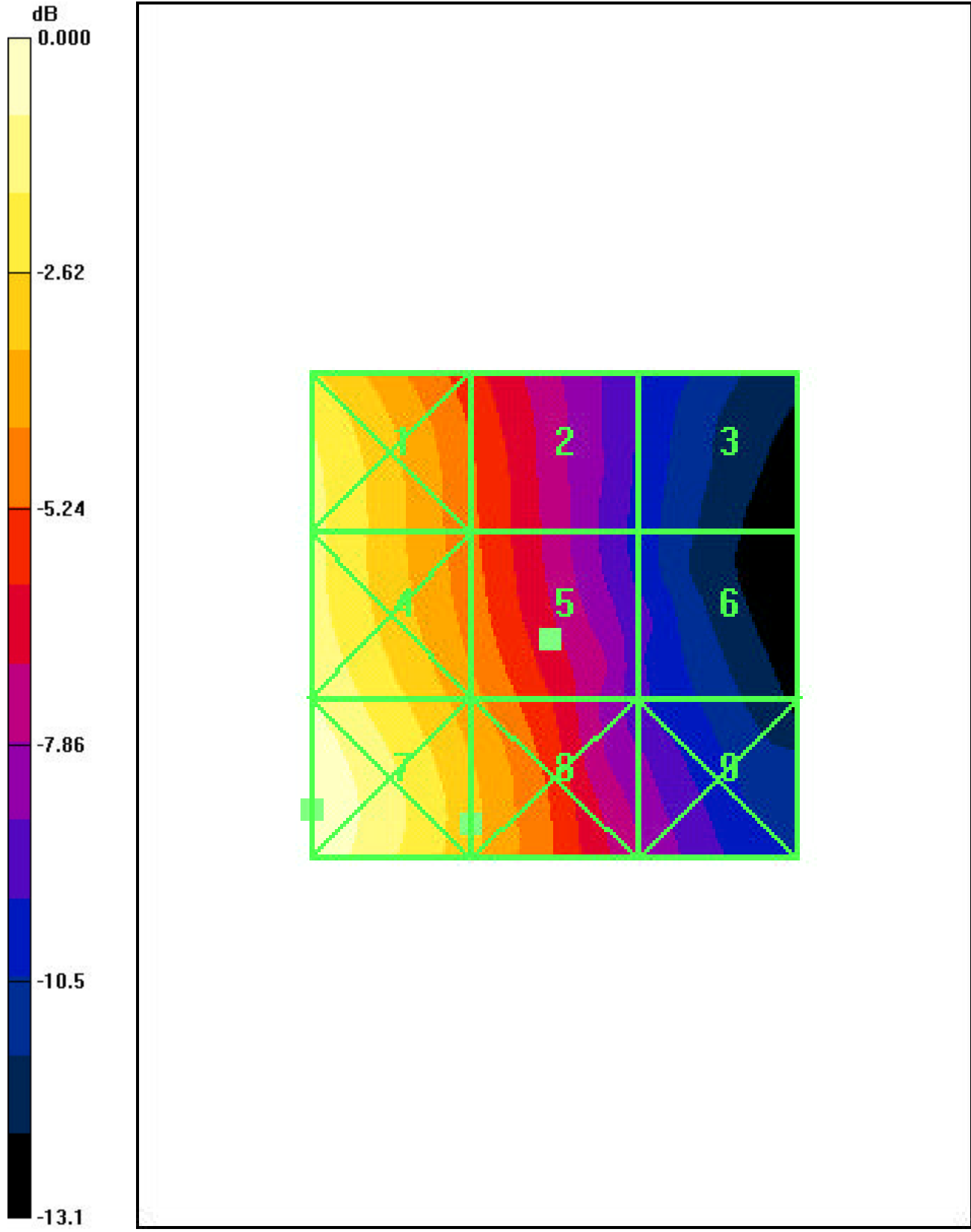
Probe Modulation Factor = 1.00

Reference Value = 69.4 V/m; Power Drift = 0.080 dB

**Hearing Aid Near-Field Category: M3 (AWF 0 dB)**

Peak E-field in V/m

Grid 1 58.1	Grid 2 60.3	Grid 3 56.3
Grid 4 63.9	Grid 5 66.2	Grid 6 61.5
Grid 7 61.9	Grid 8 63.9	Grid 9 58.9



0 dB = 0.128A/m

Date/Time: 8/21/2006 3:48:10 PM

Test Laboratory: Kyocera -Wireless Corp.

**H-FIELD\_H\_Device, K27\_#YMD8 CDMA-800 ST Battery, BackLight ON OPEN, 08-21-06**

Communication System: CDMA-800; Frequency: 848.31 MHz;Duty Cycle: 1:1

Medium parameters used:  $s = 0$  mho/m,  $\epsilon = 1$ ;  $\rho = 0$  kg/m<sup>3</sup>

Phantom section: H Device Section Phantom section: E Device Section

DASY4 Configuration:

- Probe: H3DV6 - SN6123Probe: ER3DV6 - SN2282; ConvF(1, 1, 1); Calibrated: 9/2/2004Calibrated: 10/21/2005
- Sensor-Surface: (Fix Surface)
- Electronics: DAE4 Sn530; Calibrated: 1/16/2006
- Phantom: HAC Test Arch; Type: SD HAC P01 BA;
- Measurement SW: DASY4, V4.7 Build 44; Postprocessing SW: SEMCAD, V1.8 Build 171

**CDMA-800 ch777 (360 degree)/Hearing Aid Compatibility Test (101x101x1):** Measurement grid: dx=5mm, dy=5mm

Maximum value of peak Total field = 0.086 A/m

Probe Modulation Factor = 1.00

Reference Value = 0.062 A/m; Power Drift = -0.094 dB

**Hearing Aid Near-Field Category: M4 (AWF 0 dB)**

Peak H-field in A/m

Grid 1 0.117	Grid 2 0.078	Grid 3 0.045
Grid 4 0.123	Grid 5 0.083	Grid 6 0.045
Grid 7 0.129	Grid 8 0.086	Grid 9 0.047

**CDMA-800 ch777 (360 degree)/Hearing Aid Compatibility Test (101x101x1):** Measurement grid: dx=5mm, dy=5mm

Maximum value of peak Total field = 67.4 V/m

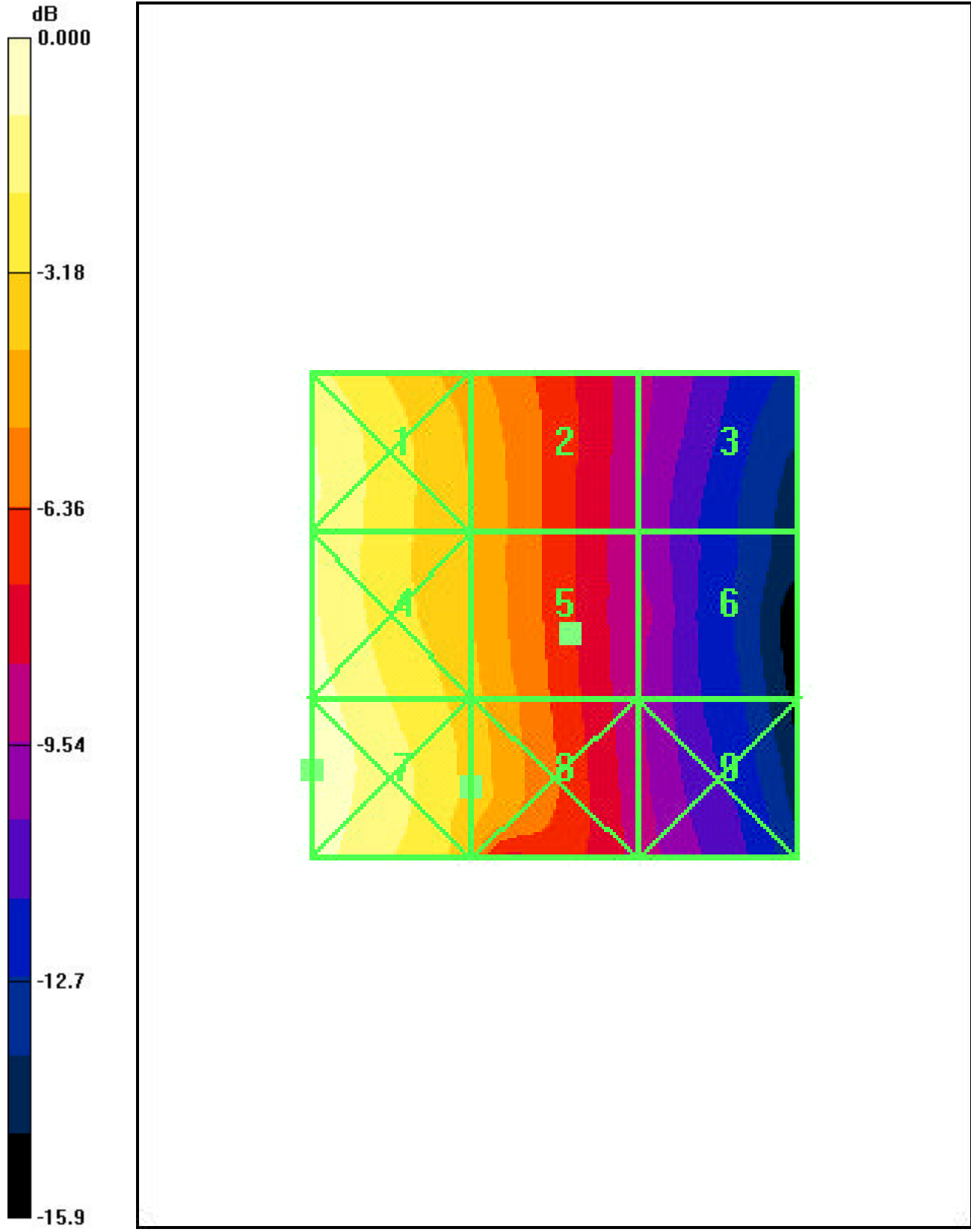
Probe Modulation Factor = 1.00

Reference Value = 70.4 V/m; Power Drift = -0.089 dB

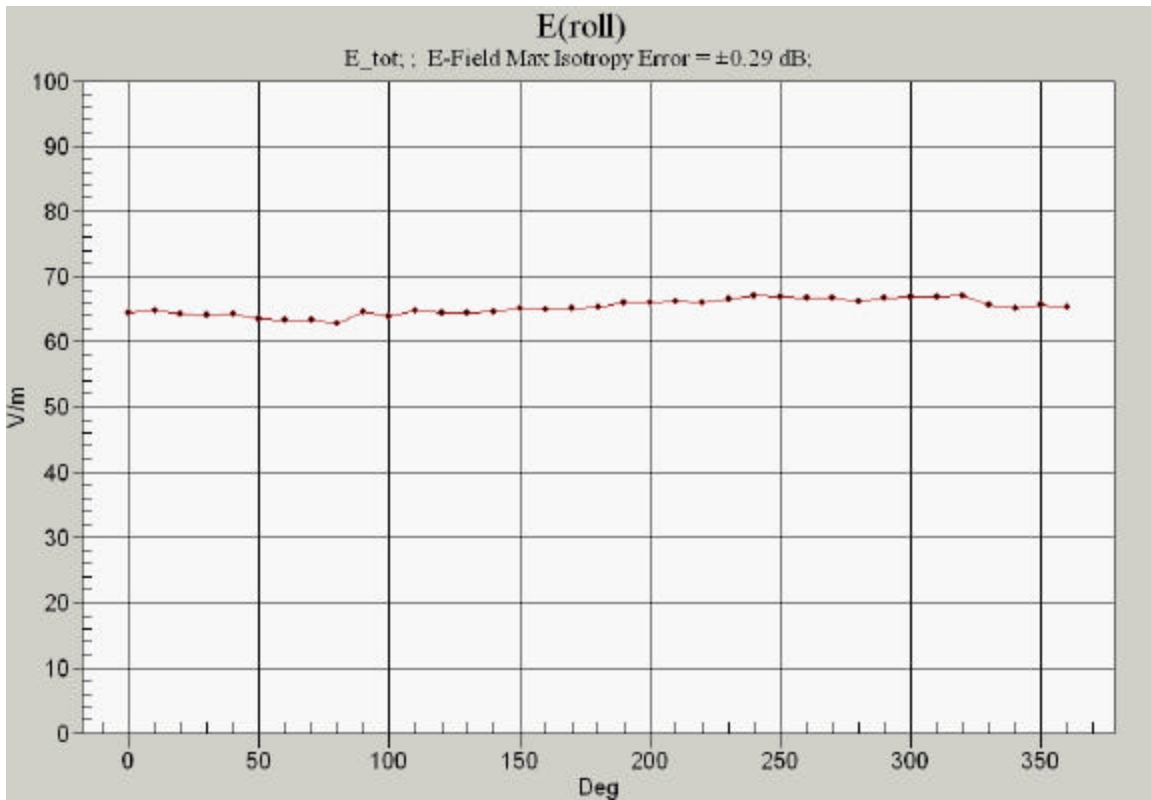
**Hearing Aid Near-Field Category: M3 (AWF 0 dB)**

Peak E-field in V/m

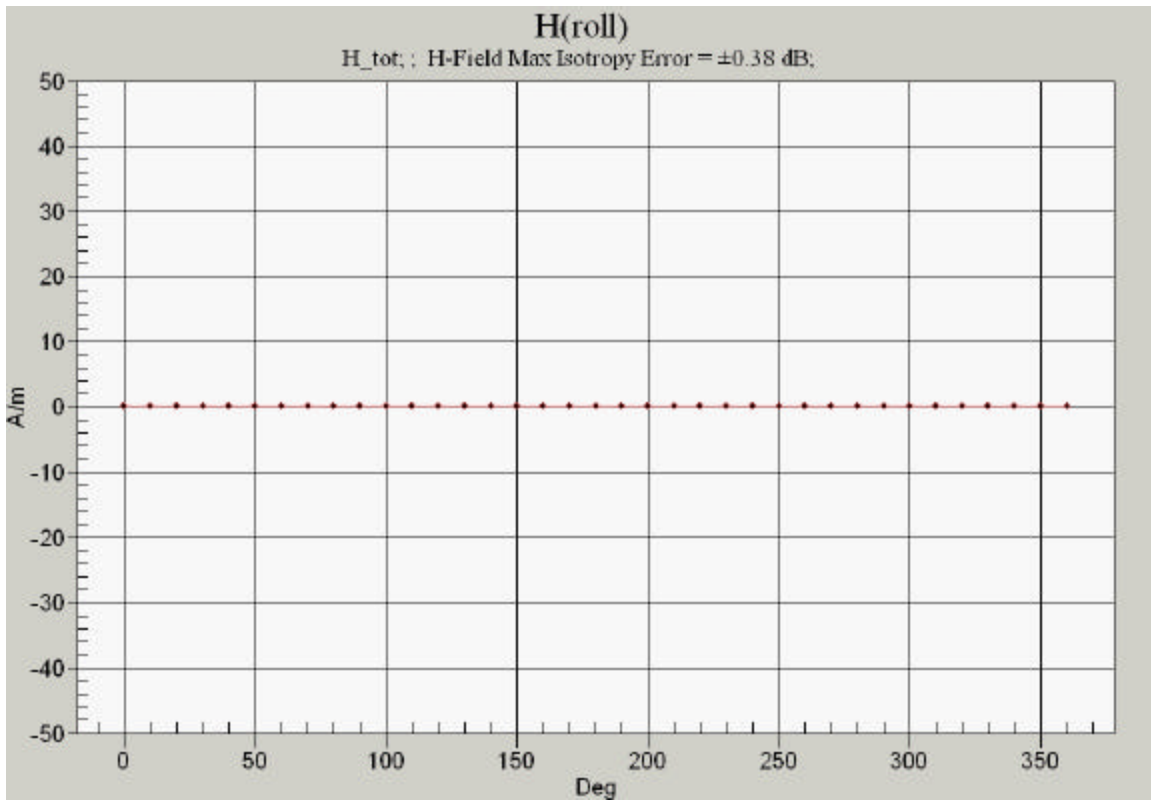
Grid 1 56.5	Grid 2 61.4	Grid 3 58.6
Grid 4 61.7	Grid 5 67.4	Grid 6 63.7
Grid 7 59.5	Grid 8 64.4	Grid 9 60.9



0 dB = 0.129A/m



360 Rotation - CDMA 800



360 Rotation - CDMA 800

Date/Time: 8/21/2006 11:03:11 AM

Test Laboratory: Kyocera -Wireless Corp.

**H-FIELD\_H\_Device, K27\_#YMD8 CDMA-1900 ST Battery, BackLight ON OPEN, 08-21-06**

Communication System: CDMA-1900; Frequency: 1851.25 MHz;Duty Cycle: 1:1

Medium parameters used:  $s = 0$  mho/m,  $\epsilon = 1$ ;  $\rho = 0$  kg/m<sup>3</sup>

Phantom section: H Device Section Phantom section: E Device Section

DASY4 Configuration:

- Probe: H3DV6 - SN6123Probe: ER3DV6 - SN2282; ConvF(1, 1, 1); Calibrated: 9/2/2004Calibrated: 10/21/2005
- Sensor-Surface: (Fix Surface)
- Electronics: DAE4 Sn530; Calibrated: 1/16/2006
- Phantom: HAC Test Arch; Type: SD HAC P01 BA;
- Measurement SW: DASY4, V4.7 Build 44; Postprocessing SW: SEMCAD, V1.8 Build 171

**CDMA-1900 ch25/Hearing Aid Compatibility Test (101x101x1):** Measurement grid: dx=5mm, dy=5mm

Maximum value of peak Total field = 0.097 A/m

Probe Modulation Factor = 1.00

Reference Value = 0.076 A/m; Power Drift = 0.082 dB

**Hearing Aid Near-Field Category: M4 (AWF 0 dB)**

Peak H-field in A/m

Grid 1 <b>0.111</b>	Grid 2 <b>0.103</b>	Grid 3 <b>0.076</b>
Grid 4 <b>0.100</b>	Grid 5 <b>0.095</b>	Grid 6 <b>0.068</b>
Grid 7 <b>0.097</b>	Grid 8 <b>0.085</b>	Grid 9 <b>0.049</b>

**CDMA-1900 ch25/Hearing Aid Compatibility Test (101x101x1):** Measurement grid: dx=5mm, dy=5mm

Maximum value of peak Total field = 39.9 V/m

Probe Modulation Factor = 1.00

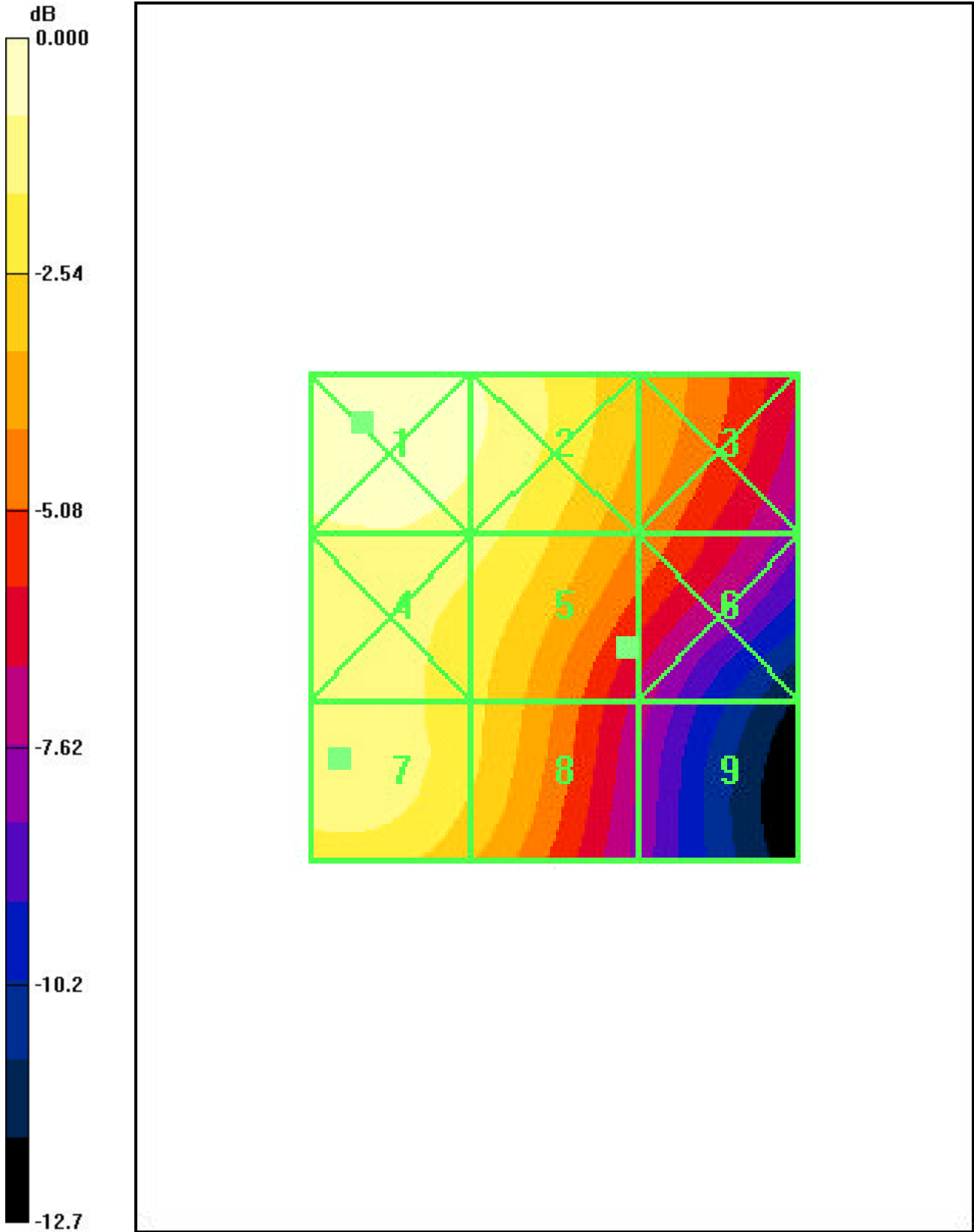
Reference Value = 38.1 V/m; Power Drift = 0.012 dB

**Hearing Aid Near-Field Category: M4 (AWF 0 dB)**

Peak E-field in V/m

Grid 1 <b>22.7</b>	Grid 2 <b>35.4</b>	Grid 3 <b>35.4</b>
Grid 4 <b>24.9</b>	Grid 5 <b>39.9</b>	Grid 6 <b>39.9</b>
Grid 7 <b>24.1</b>	Grid 8 <b>38.2</b>	Grid 9 <b>38.1</b>





0 dB = 0.111A/m

Date/Time: 8/21/2006 11:09:08 AM

Test Laboratory: Kyocera -Wireless Corp.

**H-FIELD\_H\_Device, K27\_#YMD8 CDMA-1900 ST Battery, BackLight ON OPEN, 08-21-06**

Communication System: CDMA-1900; Frequency: 1880 MHz;Duty Cycle: 1:1

Medium parameters used:  $s = 0$  mho/m,  $\epsilon = 1$ ;  $\rho = 0$  kg/m<sup>3</sup>

Phantom section: H Device Section Phantom section: E Device Section

DASY4 Configuration:

- Probe: H3DV6 - SN6123Probe: ER3DV6 - SN2282; ConvF(1, 1, 1); Calibrated: 9/2/2004Calibrated: 10/21/2005
- Sensor-Surface: (Fix Surface)
- Electronics: DAE4 Sn530; Calibrated: 1/16/2006
- Phantom: HAC Test Arch; Type: SD HAC P01 BA;
- Measurement SW: DASY4, V4.7 Build 44; Postprocessing SW: SEMCAD, V1.8 Build 171

**CDMA-1900 ch600/Hearing Aid Compatibility Test (101x101x1):** Measurement grid: dx=5mm, dy=5mm

Maximum value of peak Total field = 0.095 A/m

Probe Modulation Factor = 1.00

Reference Value = 0.077 A/m; Power Drift = -0.020 dB

**Hearing Aid Near-Field Category: M4 (AWF 0 dB)**

Peak H-field in A/m

Grid 1 <b>0.101</b>	Grid 2 <b>0.090</b>	Grid 3 <b>0.062</b>
Grid 4 <b>0.101</b>	Grid 5 <b>0.093</b>	Grid 6 <b>0.057</b>
Grid 7 <b>0.105</b>	Grid 8 <b>0.095</b>	Grid 9 <b>0.060</b>

**CDMA-1900 ch600/Hearing Aid Compatibility Test (101x101x1):** Measurement grid: dx=5mm, dy=5mm

Maximum value of peak Total field = 34.5 V/m

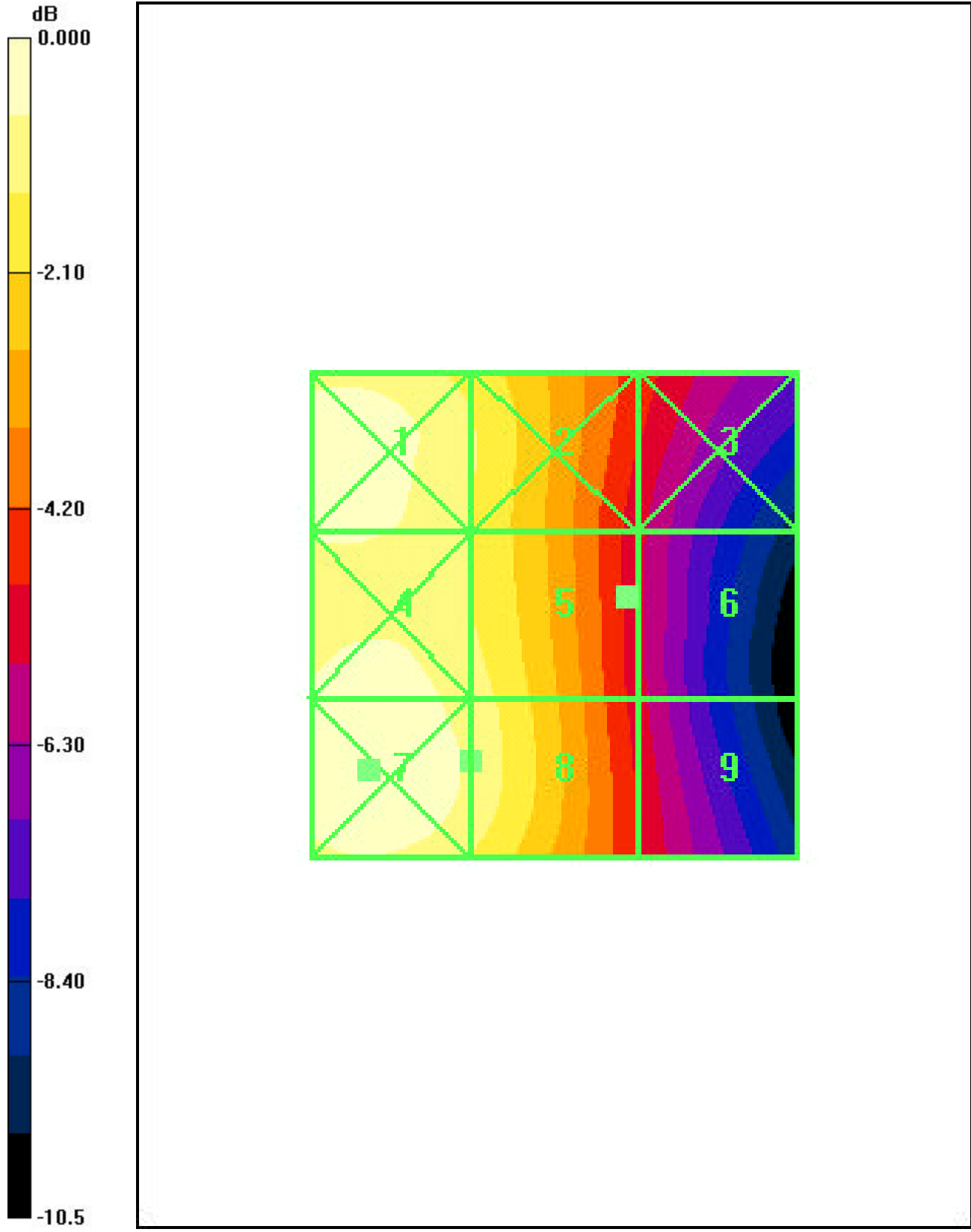
Probe Modulation Factor = 1.00

Reference Value = 32.5 V/m; Power Drift = 0.017 dB

**Hearing Aid Near-Field Category: M4 (AWF 0 dB)**

Peak E-field in V/m

Grid 1 <b>21.1</b>	Grid 2 <b>33.5</b>	Grid 3 <b>33.4</b>
Grid 4 <b>20.5</b>	Grid 5 <b>34.5</b>	Grid 6 <b>34.4</b>
Grid 7 <b>20.9</b>	Grid 8 <b>31.3</b>	Grid 9 <b>31.3</b>



0 dB = 0.105A/m

Date/Time: 8/21/2006 11:21:23 AM

Test Laboratory: Kyocera -Wireless Corp.

**H-FIELD\_H\_Device, K27\_#YMD8 CDMA-1900 ST Battery, BackLight ON OPEN, 08-21-06**

Communication System: CDMA-1900; Frequency: 1908.75 MHz; Duty Cycle: 1:1

Medium parameters used:  $s = 0$  mho/m,  $\epsilon = 1$ ;  $\rho = 0$  kg/m<sup>3</sup>

Phantom section: H Device Section Phantom section: E Device Section

DASY4 Configuration:

- Probe: H3DV6 - SN6123Probe: ER3DV6 - SN2282; ConvF(1, 1, 1); Calibrated: 9/2/2004Calibrated: 10/21/2005
- Sensor-Surface: (Fix Surface)
- Electronics: DAE4 Sn530; Calibrated: 1/16/2006
- Phantom: HAC Test Arch; Type: SD HAC P01 BA;
- Measurement SW: DASY4, V4.7 Build 44; Postprocessing SW: SEMCAD, V1.8 Build 171

**CDMA-1900 ch1175/Hearing Aid Compatibility Test (101x101x1):** Measurement grid: dx=5mm, dy=5mm

Maximum value of peak Total field = 0.111 A/m

Probe Modulation Factor = 1.00

Reference Value = 0.088 A/m; Power Drift = -0.063 dB

**Hearing Aid Near-Field Category: M4 (AWF 0 dB)**

Peak H-field in A/m

Grid 1 0.126	Grid 2 0.111	Grid 3 0.070
Grid 4 0.118	Grid 5 0.108	Grid 6 0.067
Grid 7 0.115	Grid 8 0.103	Grid 9 0.061

**CDMA-1900 ch1175/Hearing Aid Compatibility Test (101x101x1):** Measurement grid: dx=5mm, dy=5mm

Maximum value of peak Total field = 42.7 V/m

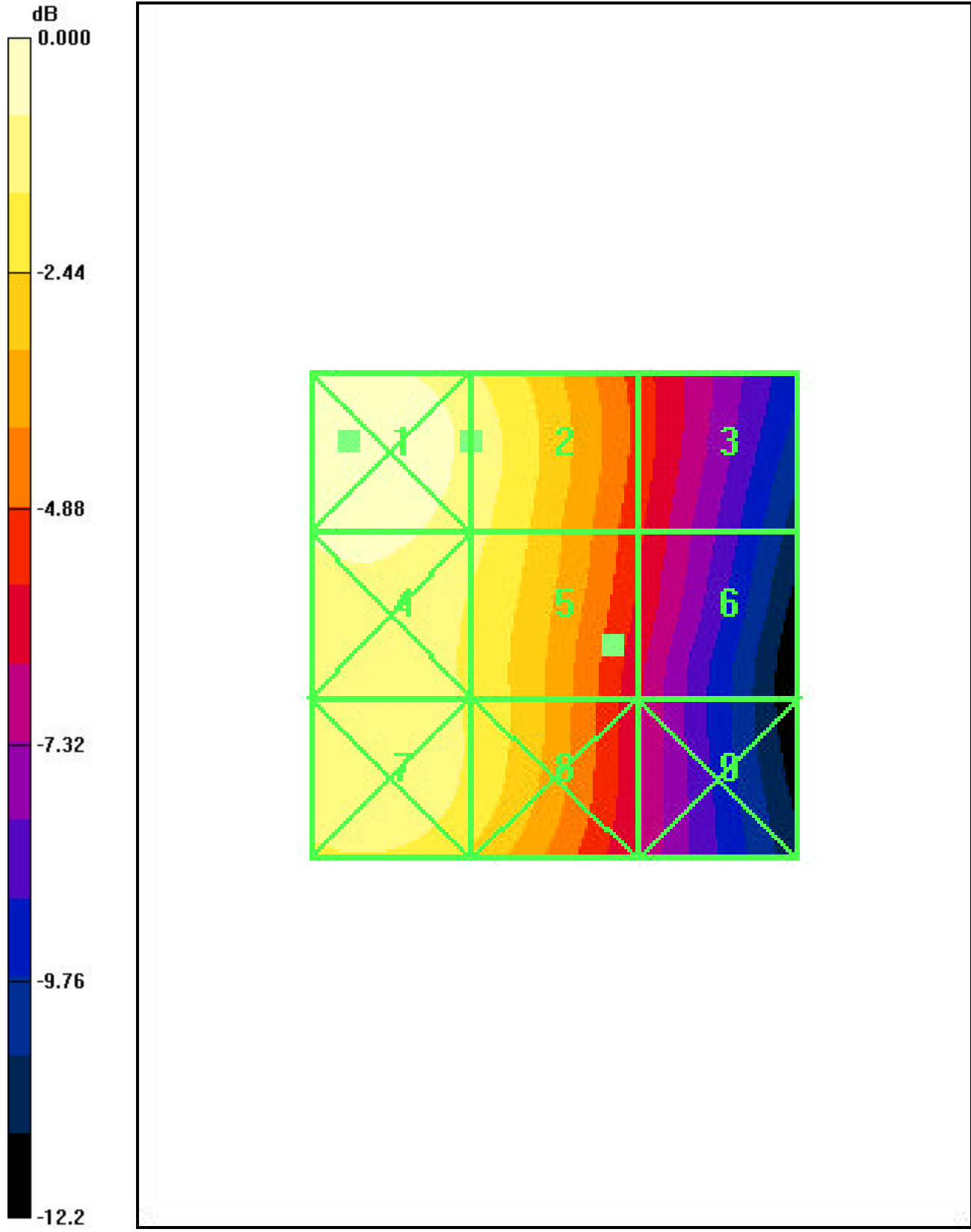
Probe Modulation Factor = 1.00

Reference Value = 41.2 V/m; Power Drift = -0.048 dB

**Hearing Aid Near-Field Category: M4 (AWF 0 dB)**

Peak E-field in V/m

Grid 1 24.0	Grid 2 38.6	Grid 3 38.1
Grid 4 26.5	Grid 5 42.7	Grid 6 42.0
Grid 7 25.2	Grid 8 40.2	Grid 9 39.6



0 dB = 0.126A/m

Date/Time: 8/21/2006 4:54:23 PM

Test Laboratory: Kyocera -Wireless Corp.

**H-FIELD\_H\_Device, K27\_#YMD8 CDMA-1900 ST Battery WC BackLight OFF OPEN, 08-21-06**

Communication System: CDMA-1900; Frequency: 1908.75 MHz;Duty Cycle: 1:1

Medium parameters used:  $s = 0$  mho/m,  $\epsilon = 1$ ;  $\rho = 0$  kg/m<sup>3</sup>

Phantom section: H Device Section Phantom section: E Device Section

DASY4 Configuration:

- Probe: H3DV6 - SN6123Probe: ER3DV6 - SN2282; ConvF(1, 1, 1); Calibrated: 9/2/2004Calibrated: 10/21/2005
- Sensor-Surface: (Fix Surface)
- Electronics: DAE4 Sn530; Calibrated: 1/16/2006
- Phantom: HAC Test Arch; Type: SD HAC P01 BA;
- Measurement SW: DASY4, V4.7 Build 44; Postprocessing SW: SEMCAD, V1.8 Build 171

**CDMA-1900 ch1175/Hearing Aid Compatibility Test (101x101x1):** Measurement grid: dx=5mm, dy=5mm

Maximum value of peak Total field = 0.109 A/m

Probe Modulation Factor = 1.00

Reference Value = 0.090 A/m; Power Drift = -0.066 dB

**Hearing Aid Near-Field Category: M4 (AWF 0 dB)**

Peak H-field in A/m

Grid 1 0.125	Grid 2 0.109	Grid 3 0.068
Grid 4 0.121	Grid 5 0.107	Grid 6 0.066
Grid 7 0.121	Grid 8 0.108	Grid 9 0.061

**CDMA-1900 ch1175/Hearing Aid Compatibility Test (101x101x1):** Measurement grid: dx=5mm, dy=5mm

Maximum value of peak Total field = 44.3 V/m

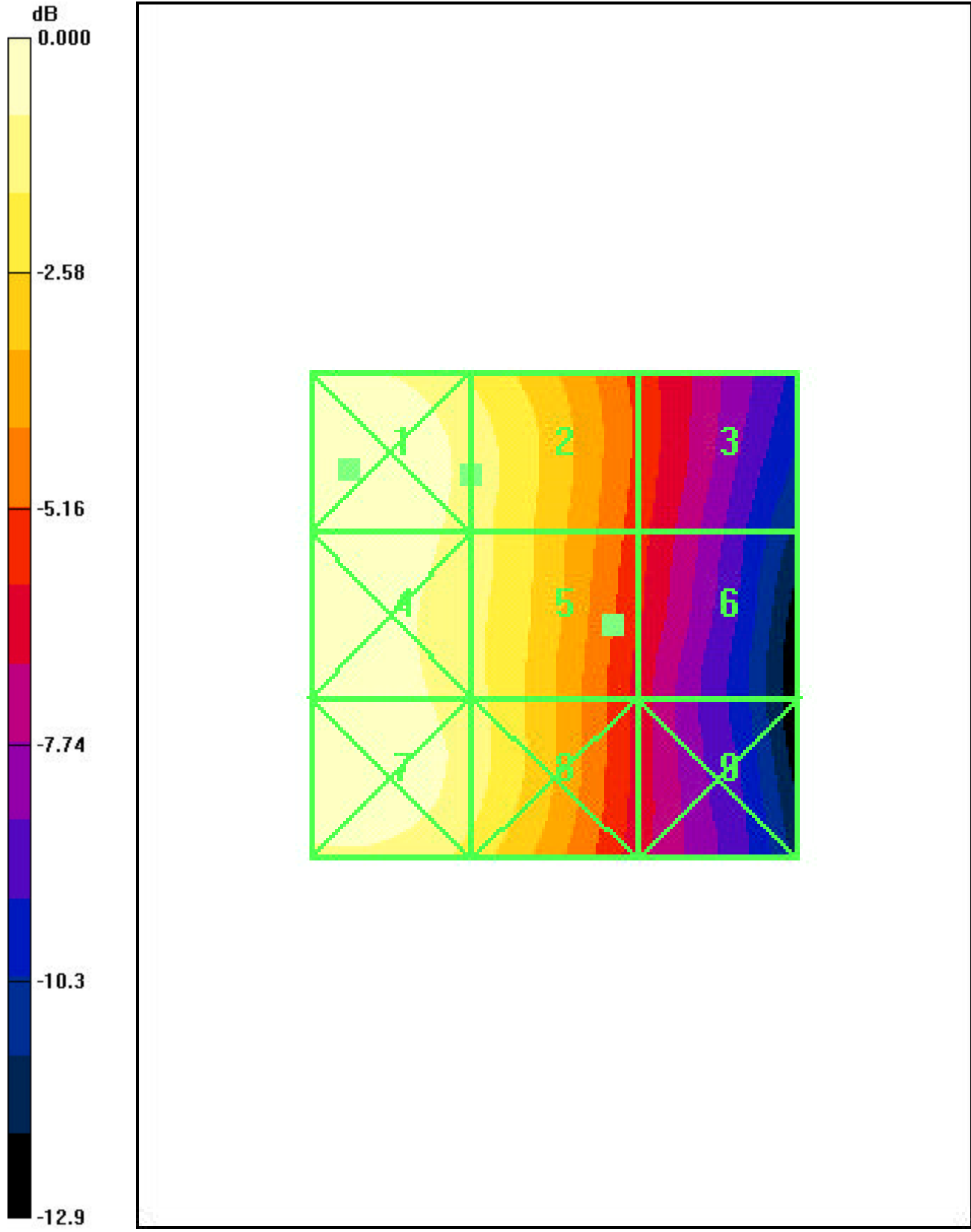
Probe Modulation Factor = 1.00

Reference Value = 45.0 V/m; Power Drift = 0.048 dB

**Hearing Aid Near-Field Category: M4 (AWF 0 dB)**

Peak E-field in V/m

Grid 1 26.6	Grid 2 40.0	Grid 3 39.5
Grid 4 29.5	Grid 5 44.3	Grid 6 43.6
Grid 7 27.2	Grid 8 41.4	Grid 9 40.6



0 dB = 0.125A/m

Date/Time: 8/21/2006 11:29:49 AM

Test Laboratory: Kyocera -Wireless Corp.

**H-FIELD\_H\_Device, K27\_#YMD8 CDMA-1900 ST Battery, BackLight ON OPEN, 08-21-06**

Communication System: CDMA-1900; Frequency: 1908.75 MHz;Duty Cycle: 1:1

Medium parameters used:  $s = 0$  mho/m,  $\epsilon = 1$ ;  $\rho = 0$  kg/m<sup>3</sup>

Phantom section: H Device Section Phantom section: E Device Section

DASY4 Configuration:

- Probe: H3DV6 - SN6123Probe: ER3DV6 - SN2282; ConvF(1, 1, 1); Calibrated: 9/2/2004Calibrated: 10/21/2005
- Sensor-Surface: (Fix Surface)
- Electronics: DAE4 Sn530; Calibrated: 1/16/2006
- Phantom: HAC Test Arch; Type: SD HAC P01 BA;
- Measurement SW: DASY4, V4.7 Build 44; Postprocessing SW: SEMCAD, V1.8 Build 171

**CDMA-1900 ch1175 (360 degree)/Hearing Aid Compatibility Test (101x101x1):** Measurement grid: dx=5mm, dy=5mm

Maximum value of peak Total field = 0.115 A/m

Probe Modulation Factor = 1.00

Reference Value = 0.092 A/m; Power Drift = -0.056 dB

**Hearing Aid Near-Field Category: M4 (AWF 0 dB)**

Peak H-field in A/m

Grid 1 0.130	Grid 2 0.115	Grid 3 0.070
Grid 4 0.125	Grid 5 0.112	Grid 6 0.068
Grid 7 0.120	Grid 8 0.109	Grid 9 0.061

**CDMA-1900 ch1175 (360 degree)/Hearing Aid Compatibility Test (101x101x1):** Measurement grid: dx=5mm, dy=5mm

Maximum value of peak Total field = 42.0 V/m

Probe Modulation Factor = 1.00

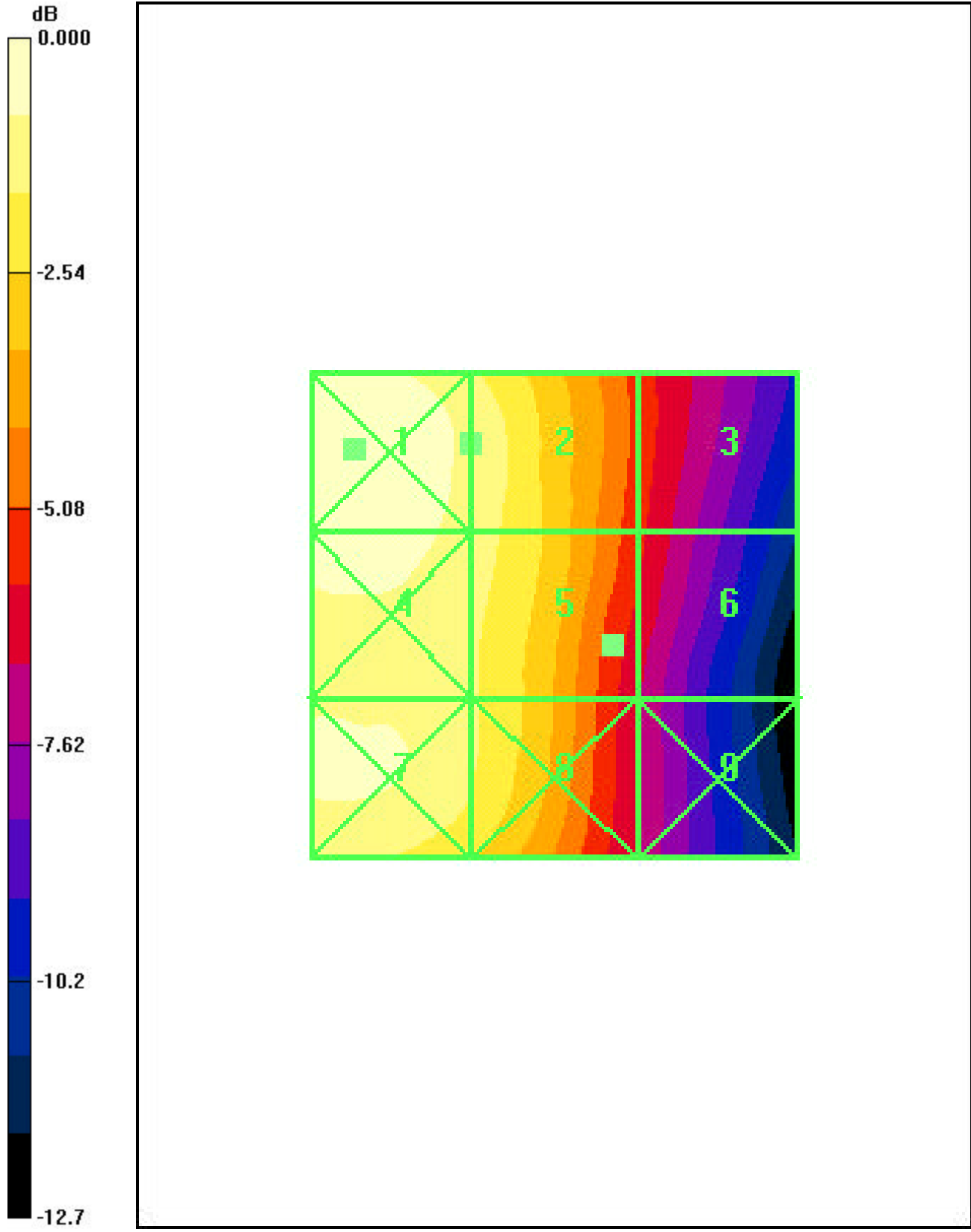
Reference Value = 40.9 V/m; Power Drift = -0.017 dB

**Hearing Aid Near-Field Category: M4 (AWF 0 dB)**

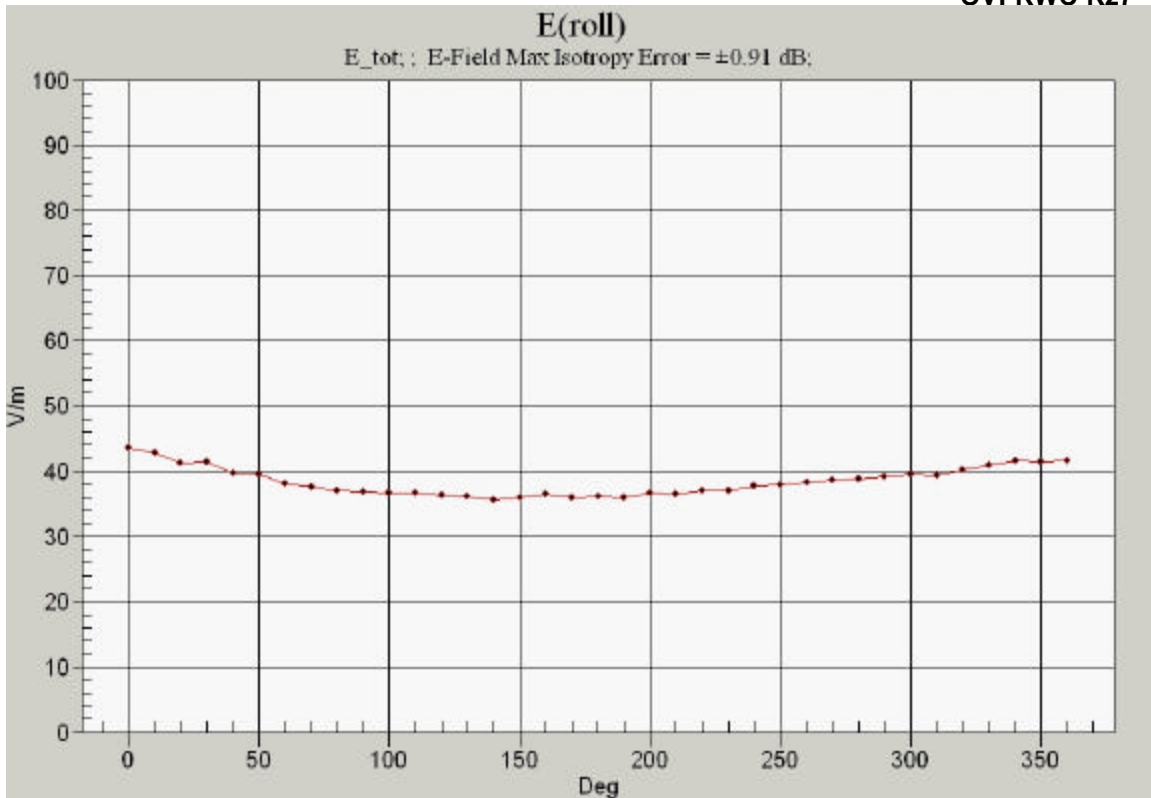
Peak E-field in V/m

Grid 1 24.3	Grid 2 37.6	Grid 3 37.3
Grid 4 26.8	Grid 5 42.0	Grid 6 41.4
Grid 7 25.4	Grid 8 39.8	Grid 9 39.3

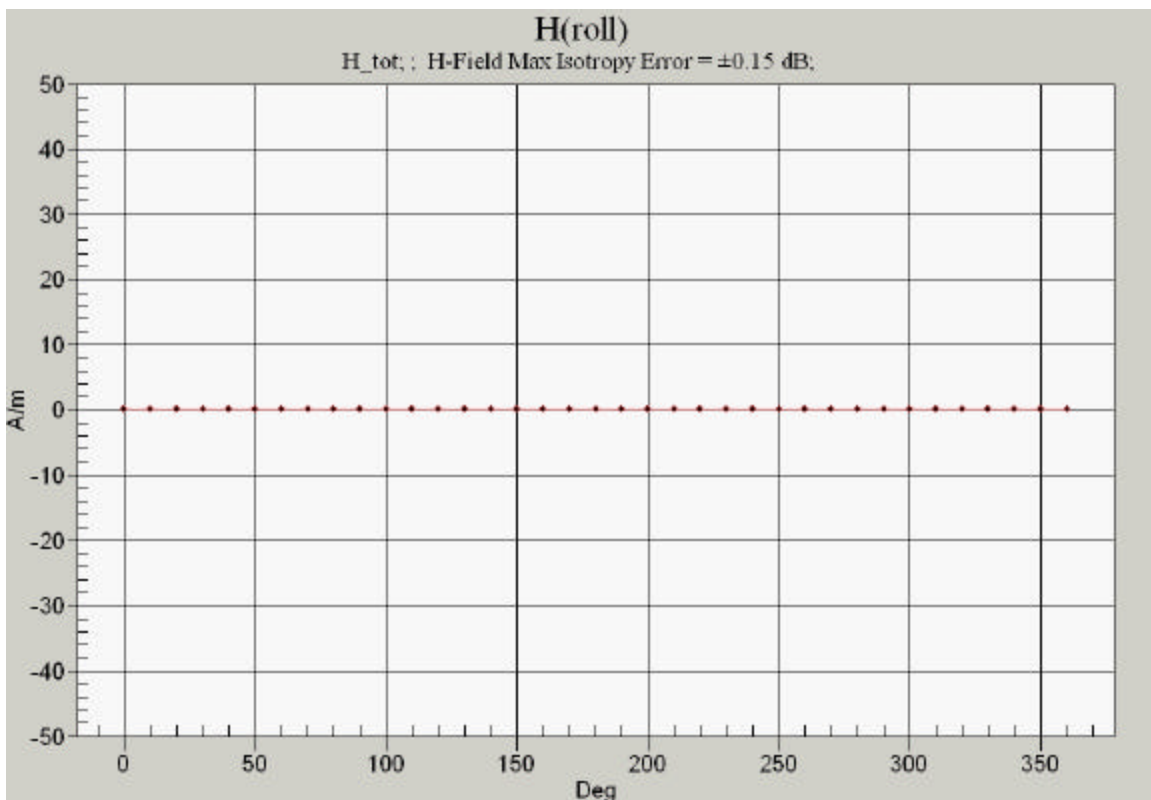




0 dB = 0.130A/m



360 Rotation - CDMA 1900



360 Rotation - CDMA 1900