

Test Laboratory: Compliance Certification Services

File Name: [RC1 SO3 8K Enhanced Low.da4](#)

DUT: Keyocera K27-120; Type: cellular Phone; Serial: N/A

Program Name: HAC_TCoil_WD_Emission

Communication System: CDMA PCS band; Frequency: 1880 MHz; Duty Cycle: 1:1

Medium parameters used: $\sigma = 0$ mho/m, $\epsilon_r = 1$; $\rho = 1$ kg/m³

Phantom section: AMB with Coil Section

DASY4 Configuration:

- Probe: AM1DV2 - 1012; ; Calibrated: 4/18/2006

- Sensor-Surface: 0mm (Fix Surface)

- Electronics: DAE3 Sn427; Calibrated: 11/16/2006

- Phantom: HAC Test Arch with Coil; Type: SD HAC P01 BA; Serial: 100x

- Measurement SW: DASY4, V4.7 Build 53; Postprocessing SW: SEMCAD, V1.8 Build 172

Scans/z (axial) medium 4.2mm 50 x 50/ABM Interpolated Signal(x,y,z) (121x121x1):


Measurement grid: dx=10mm, dy=10mm

Cursor:

ABM1 = 3.33583 dB A/m

BWC Factor = 0.00798734 dB

Location: 0, -2.5, 363.7 mm



0 dB = 1.00A/m

Test Laboratory: Compliance Certification Services

File Name: [RC2 SO17 13K Low.da4](#)

DUT: Keyocera K27-120; Type: cellular Phone; Serial: N/A

Program Name: HAC_TCoil_WD_Emission

Communication System: CDMA PCS band; Frequency: 1851.25 MHz; Duty Cycle: 1:1

Medium parameters used: $\sigma = 0$ mho/m, $\epsilon_r = 1$; $\rho = 1$ kg/m³

Phantom section: AMB with Coil Section

DASY4 Configuration:

- Probe: AM1DV2 - 1012; ; Calibrated: 4/18/2006

- Sensor-Surface: 0mm (Fix Surface)

- Electronics: DAE3 Sn427; Calibrated: 11/16/2006

- Phantom: HAC Test Arch with Coil; Type: SD HAC P01 BA; Serial: 100x

- Measurement SW: DASY4, V4.7 Build 53; Postprocessing SW: SEMCAD, V1.8 Build 172

Scans/z (axial) medium 4.2mm 50 x 50/ABM Interpolated Signal(x,y,z) (121x121x1):


Measurement grid: dx=10mm, dy=10mm

Cursor:

ABM1 = 4.99074 dB A/m

BWC Factor = 0.00842123 dB

Location: 0, -2.1, 363.7 mm



0 dB = 1.00A/m

Test Laboratory: Compliance Certification Services
File Name: [RC2 SO17 13k Low.da4](#)

DUT: Keyocera K27-120; Type: cellular Phone; Serial: N/A
Program Name: HAC_TCoil_WD_Emission

Communication System: CDMA PCS band; Frequency: 1880 MHz; Duty Cycle: 1:1
Medium parameters used: $\sigma = 0$ mho/m, $\epsilon_r = 1$; $\rho = 1$ kg/m³
Phantom section: AMB with Coil Section

DASY4 Configuration:

- Probe: AM1DV2 - 1012; ; Calibrated: 4/18/2006
- Sensor-Surface: 0mm (Fix Surface)
- Electronics: DAE3 Sn427; Calibrated: 11/16/2006
- Phantom: HAC Test Arch with Coil; Type: SD HAC P01 BA; Serial: 100x
- Measurement SW: DASY4, V4.7 Build 53; Postprocessing SW: SEMCAD, V1.8 Build 172

Scans/z (axial) medium 4.2mm 50 x 50/ABM Interpolated Signal(x,y,z) (121x121x1):


Measurement grid: dx=10mm, dy=10mm

Cursor:

ABM1 = 4.15015 dB A/m

BWC Factor = 0.00894186 dB

Location: -3.7, -3.8, 363.7 mm



0 dB = 1.00A/m

Test Laboratory: Compliance Certification Services

File Name: [RC2 SO17 13K Low.da4](#)

DUT: Keyocera K27-120; Type: cellular Phone; Serial: N/A

Program Name: HAC_TCoil_WD_Emission

Communication System: CDMA PCS band; Frequency: 1908.75 MHz; Duty Cycle: 1:1

Medium parameters used: $\sigma = 0$ mho/m, $\epsilon_r = 1$; $\rho = 1$ kg/m³

Phantom section: AMB with Coil Section

DASY4 Configuration:

- Probe: AM1DV2 - 1012; ; Calibrated: 4/18/2006

- Sensor-Surface: 0mm (Fix Surface)

- Electronics: DAE3 Sn427; Calibrated: 11/16/2006

- Phantom: HAC Test Arch with Coil; Type: SD HAC P01 BA; Serial: 100x

- Measurement SW: DASY4, V4.7 Build 53; Postprocessing SW: SEMCAD, V1.8 Build 172

Scans/z (axial) medium 4.2mm 50 x 50/ABM Interpolated Signal(x,y,z) (121x121x1):


Measurement grid: dx=10mm, dy=10mm

Cursor:

ABM1 = 3.0535 dB A/m

BWC Factor = 0.00842123 dB

Location: -3.7, 0, 363.7 mm



0 dB = 1.00A/m

Test Laboratory: Compliance Certification Services

File Name: [RC3 SO3 8K Enhanced Low.da4](#)

DUT: Keyocera K27-120; Type: cellular Phone; Serial: N/A

Program Name: HAC_TCoil_WD_Emission

Communication System: CDMA PCS band; Frequency: 1880 MHz; Duty Cycle: 1:1

Medium parameters used: $\sigma = 0$ mho/m, $\epsilon_r = 1$; $\rho = 1$ kg/m³

Phantom section: AMB with Coil Section

DASY4 Configuration:

- Probe: AM1DV2 - 1012; ; Calibrated: 4/18/2006

- Sensor-Surface: 0mm (Fix Surface)

- Electronics: DAE3 Sn427; Calibrated: 11/16/2006

- Phantom: HAC Test Arch with Coil; Type: SD HAC P01 BA; Serial: 100x

- Measurement SW: DASY4, V4.7 Build 53; Postprocessing SW: SEMCAD, V1.8 Build 172

Scans/z (axial) medium 4.2mm 50 x 50/ABM Interpolated Signal(x,y,z) (121x121x1):


Measurement grid: dx=10mm, dy=10mm

Cursor:

ABM1 = 3.78151 dB A/m

BWC Factor = 0.00842123 dB

Location: 0, 0, 363.7 mm



0 dB = 1.00A/m

Test Laboratory: Compliance Certification Services

File Name: [RC43 SO3 8K Enhanced Low.da4](#)

DUT: Keyocera K27-120; Type: cellular Phone; Serial: N/A

Program Name: HAC_TCoil_WD_Emission

Communication System: CDMA PCS band; Frequency: 1880 MHz; Duty Cycle: 1:1

Medium parameters used: $\sigma = 0$ mho/m, $\epsilon_r = 1$; $\rho = 1$ kg/m³

Phantom section: AMB with Coil Section

DASY4 Configuration:

- Probe: AM1DV2 - 1012; ; Calibrated: 4/18/2006

- Sensor-Surface: 0mm (Fix Surface)

- Electronics: DAE3 Sn427; Calibrated: 11/16/2006

- Phantom: HAC Test Arch with Coil; Type: SD HAC P01 BA; Serial: 100x

- Measurement SW: DASY4, V4.7 Build 53; Postprocessing SW: SEMCAD, V1.8 Build 172

Scans/z (axial) medium 4.2mm 50 x 50/ABM Interpolated Signal(x,y,z) (121x121x1):


Measurement grid: dx=10mm, dy=10mm

Cursor:

ABM1 = 1.21959 dB A/m

BWC Factor = 0.008508 dB

Location: -1.2, -0.4, 363.7 mm



0 dB = 1.00A/m

Test Laboratory: Compliance Certification Services

File Name: [RC54 SO17 13K Low.da4](#)

DUT: Keyocera K27-120; Type: cellular Phone; Serial: N/A

Program Name: HAC_TCoil_WD_Emission

Communication System: CDMA PCS band; Frequency: 1880 MHz; Duty Cycle: 1:1

Medium parameters used: $\sigma = 0$ mho/m, $\epsilon_r = 1$; $\rho = 1$ kg/m³

Phantom section: AMB with Coil Section

DASY4 Configuration:

- Probe: AM1DV2 - 1012; ; Calibrated: 4/18/2006

- Sensor-Surface: 0mm (Fix Surface)

- Electronics: DAE3 Sn427; Calibrated: 11/16/2006

- Phantom: HAC Test Arch with Coil; Type: SD HAC P01 BA; Serial: 100x

- Measurement SW: DASY4, V4.7 Build 53; Postprocessing SW: SEMCAD, V1.8 Build 172

Scans/z (axial) medium 4.2mm 50 x 50/ABM Interpolated Signal(x,y,z) (121x121x1):


Measurement grid: dx=10mm, dy=10mm

Cursor:

ABM1 = 4.13201 dB A/m

BWC Factor = 0.0091154 dB

Location: -0.4, -3.3, 363.7 mm



0 dB = 1.00A/m