

Exhibit 9 – Appendix E
SAR Setup Photos




Figure 9E.1 Phone against the head (left cheek position)




Figure 9E.2 Phone against the head (left tilt position)



Figure 9E.3 Body SAR setup phone closed (with 15mm air separation)




Figure 9E.4 Body SAR setup phone open (with 15mm air separation)



Figure 9E.5 Body SAR setup phone closed (with CV90-M2834-01)



Figure 9E.6 Body SAR setup phone open (with CV90-M2834-01)



Figure 9E.7 Body SAR setup phone closed (with CV90-61345-03)