

Test Laboratory: Kyocera

**FCC K55-01\_HAC RF\_PCS Ch.25**

Communication System: CDMA\_Triband  
 Communication System: CDMA-1900, Frequency: 1850 MHz  
 Frequency: 1851.25 MHz, Duty Cycle: 1:1

Medium: Air, Medium parameters used:  $\sigma = 0$  mho/m,  $\epsilon_r = 1$ ;  $\rho = 1000$  kg/m<sup>3</sup>  
 Medium parameters used:  $\sigma = 0$  mho/m,  $\epsilon_r = 1$ ;  $\rho = 1$  kg/m<sup>3</sup>

Phantom: HAC Test Arch with AMCC, Phantom section: RF Section

**DASY4 Configuration:**

Probe: ER3DV6 - SN2341  
 Probe: H3DV5 - SN6029, ConvF(1, 1, 1), Calibrated: 7/12/2010  
 Calibrated: 7/16/2010

Sensor-Surface: (Fix Surface),

Electronics: DAE4 Sn527, Calibrated: 7/8/2010

Measurement SW: DASY4, V4.7 Build 80

Postprocessing SW: SEMCAD, V1.8 Build 186

**Temperature:**

Room T = 21.8 ± 1 deg C, Liquid T = 22.0 ± 1 deg C

**PCS\_25/Hearing Aid Compatibility Test (101x101x1):** Measurement grid: dx=5mm, dy=5mm

Maximum value of peak Total field = 26.6 V/m

Probe Modulation Factor = 1.00

Device Reference Point: 0.000, 0.000, -6.30 mm

Reference Value = 23.3 V/m; Power Drift = 0.064 dB

**Hearing Aid Near-Field Category: M4 (AWF 0 dB)**

Peak E-field in V/m

Grid 1	Grid 2	Grid 3
32.7 M4	27.7 M4	28.3 M4
Grid 4	Grid 5	Grid 6
26.3 M4	25.1 M4	26.6 M4
Grid 7	Grid 8	Grid 9
22.2 M4	18.3 M4	19.1 M4

**PCS\_25/Hearing Aid Compatibility Test (101x101x1):** Measurement grid: dx=5mm, dy=5mm

Maximum value of peak Total field = 0.129 A/m

Probe Modulation Factor = 1.00

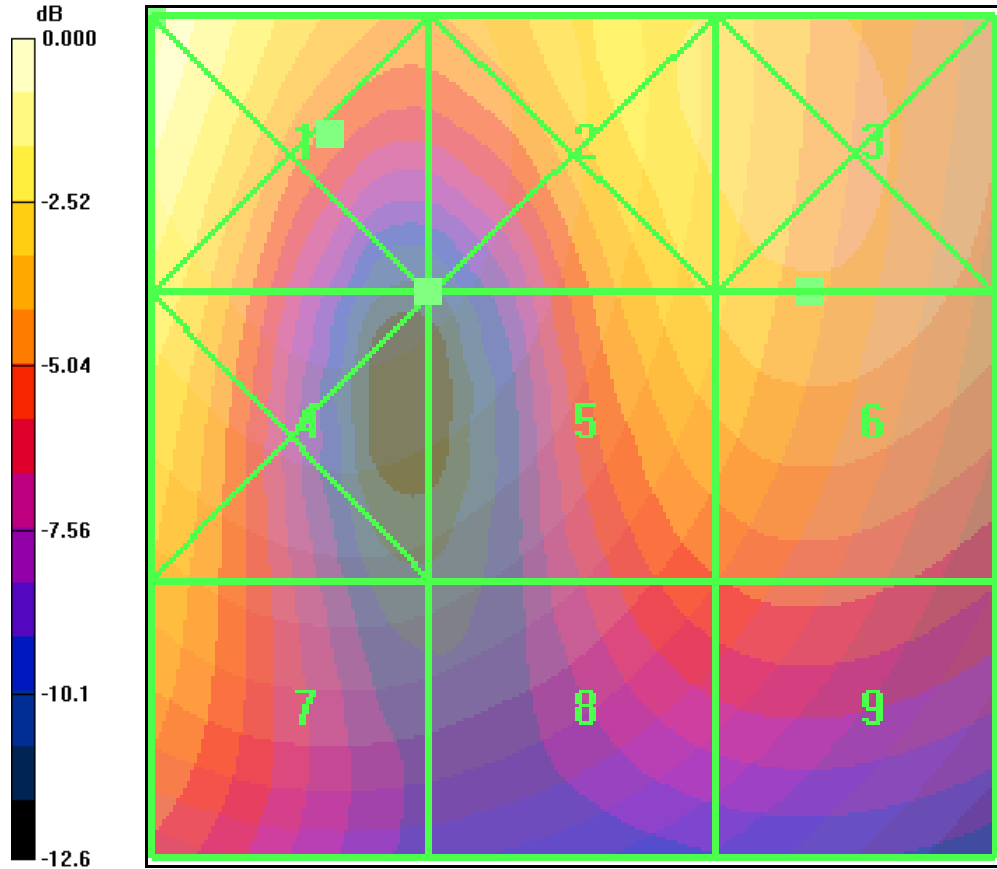
Device Reference Point: 0.000, 0.000, -6.30 mm

Reference Value = 0.122 A/m; Power Drift = -0.092 dB

**Hearing Aid Near-Field Category: M4 (AWF 0 dB)**

Peak H-field in A/m

Grid 1	Grid 2	Grid 3
0.138 M4	0.134 M4	0.095 M4
Grid 4	Grid 5	Grid 6
0.132 M4	0.129 M4	0.091 M4
Grid 7	Grid 8	Grid 9
0.104 M4	0.102 M4	0.075 M4



0 dB = 32.7V/m

Test Laboratory: Kyocera

**FCC K55-01\_HAC RF\_PCS Ch.600**

Communication System: CDMA\_TribandCommunication System: CDMA-1900, Frequency: 1880 MHz, Duty Cycle: 1:1  
 Medium: Air,Medium parameters used:  $\sigma = 0$  mho/m,  $\epsilon_r = 1$ ;  $\rho = 1000$  kg/m<sup>3</sup> Medium parameters used:  $\sigma = 0$  mho/m,  $\epsilon_r = 1$ ;  $\rho = 1$  kg/m<sup>3</sup>

Phantom: HAC Test Arch with AMCC,Phantom section: RF Section

**DASY4 Configuration:**

Probe: ER3DV6 - SN2341Probe: H3DV5 - SN6029, ConvF(1, 1, 1), Calibrated: 7/12/2010Calibrated: 7/16/2010

Sensor-Surface: (Fix Surface),

Electronics: DAE4 Sn527,Calibrated: 7/8/2010

Measurement SW: DASY4, V4.7 Build 80

Postprocessing SW: SEMCAD, V1.8 Build 186

**Temperature:**

Room T = 21.8 1 deg C, Liquid T = 22.0 1 deg C

**PCS\_600/Hearing Aid Compatibility Test (101x101x1):** Measurement grid: dx=5mm, dy=5mm

Maximum value of peak Total field = 29.2 V/m

Probe Modulation Factor = 1.00

Device Reference Point: 0.000, 0.000, -6.30 mm

Reference Value = 25.4 V/m; Power Drift = 0.049 dB

**Hearing Aid Near-Field Category: M4 (AWF 0 dB)**

Peak E-field in V/m

Grid 1 <b>32.3 M4</b>	Grid 2 <b>28.8 M4</b>	Grid 3 <b>29.8 M4</b>
Grid 4 <b>26.9 M4</b>	Grid 5 <b>27.3 M4</b>	Grid 6 <b>29.2 M4</b>
Grid 7 <b>25.3 M4</b>	Grid 8 <b>20.7 M4</b>	Grid 9 <b>22.7 M4</b>

**PCS\_600/Hearing Aid Compatibility Test (101x101x1):** Measurement grid: dx=5mm, dy=5mm

Maximum value of peak Total field = 0.134 A/m

Probe Modulation Factor = 1.00

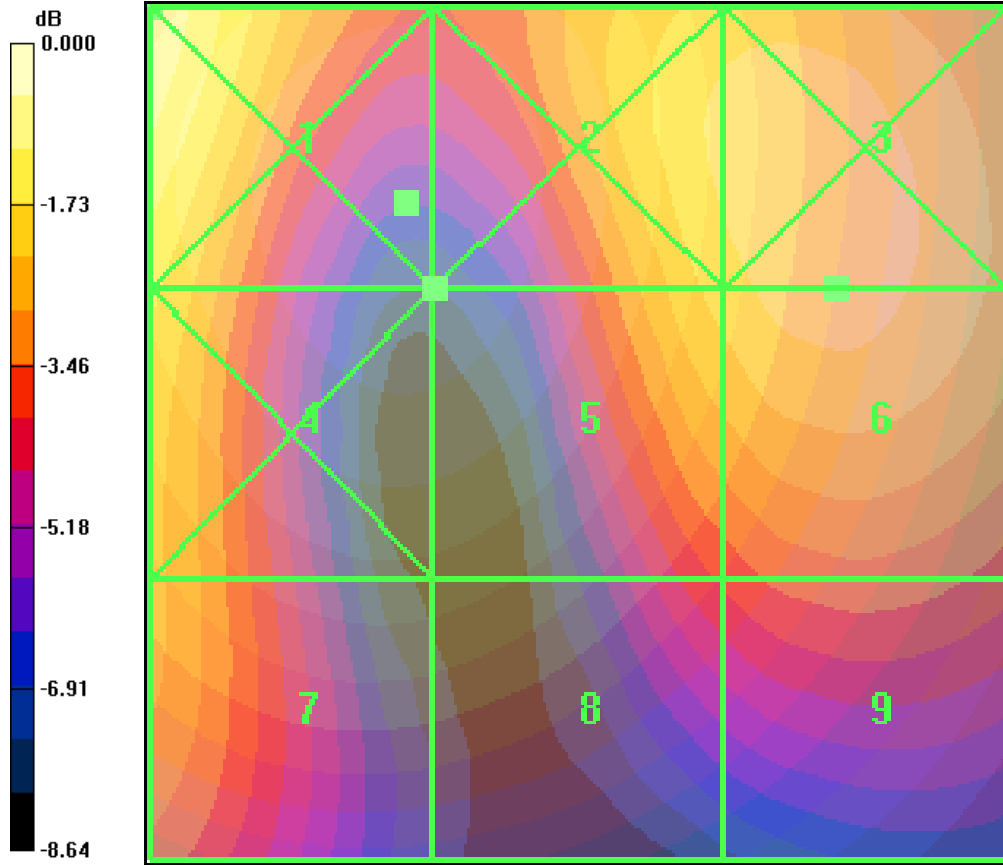
Device Reference Point: 0.000, 0.000, -6.30 mm

Reference Value = 0.127 A/m; Power Drift = -0.031 dB

**Hearing Aid Near-Field Category: M4 (AWF 0 dB)**

Peak H-field in A/m

Grid 1 <b>0.137 M4</b>	Grid 2 <b>0.136 M4</b>	Grid 3 <b>0.104 M4</b>
Grid 4 <b>0.135 M4</b>	Grid 5 <b>0.134 M4</b>	Grid 6 <b>0.102 M4</b>
Grid 7 <b>0.111 M4</b>	Grid 8 <b>0.110 M4</b>	Grid 9 <b>0.087 M4</b>



0 dB = 32.3V/m

Test Laboratory: Kyocera

**FCC K55-01\_HAC RF\_PCS Ch.1175**

Communication System: CDMA\_Triband  
 Communication System: CDMA-1900, Frequency: 1910 MHz  
 Frequency: 1908.75 MHz, Duty Cycle: 1:1

Medium: Air, Medium parameters used:  $\sigma = 0$  mho/m,  $\epsilon_r = 1$ ;  $\rho = 1000$  kg/m<sup>3</sup>  
 Medium parameters used:  $\sigma = 0$  mho/m,  $\epsilon_r = 1$ ;  $\rho = 1$  kg/m<sup>3</sup>

Phantom: HAC Test Arch with AMCC, Phantom section: RF Section

**DASY4 Configuration:**

Probe: ER3DV6 - SN2341  
 Probe: H3DV5 - SN6029, ConvF(1, 1, 1), Calibrated: 7/12/2010  
 Calibrated: 7/16/2010

Sensor-Surface: (Fix Surface),

Electronics: DAE4 Sn527, Calibrated: 7/8/2010

Measurement SW: DASY4, V4.7 Build 80

Postprocessing SW: SEMCAD, V1.8 Build 186

**Temperature:**

Room T = 21.8 ± 1 deg C, Liquid T = 22.0 ± 1 deg C

**PCS\_1175/Hearing Aid Compatibility Test (101x101x1):** Measurement grid: dx=5mm, dy=5mm

Maximum value of peak Total field = 28.7 V/m

Probe Modulation Factor = 1.00

Device Reference Point: 0.000, 0.000, -6.30 mm

Reference Value = 25.7 V/m; Power Drift = -0.002 dB

**Hearing Aid Near-Field Category: M4 (AWF 0 dB)**

Peak E-field in V/m

Grid 1	Grid 2	Grid 3
29.3 M4	29.5 M4	29.9 M4
Grid 4	Grid 5	Grid 6
22.1 M4	27.8 M4	28.7 M4
Grid 7	Grid 8	Grid 9
19.2 M4	19.9 M4	20.9 M4

**PCS\_1175/Hearing Aid Compatibility Test (101x101x1):** Measurement grid: dx=5mm, dy=5mm

Maximum value of peak Total field = 0.101 A/m

Probe Modulation Factor = 1.00

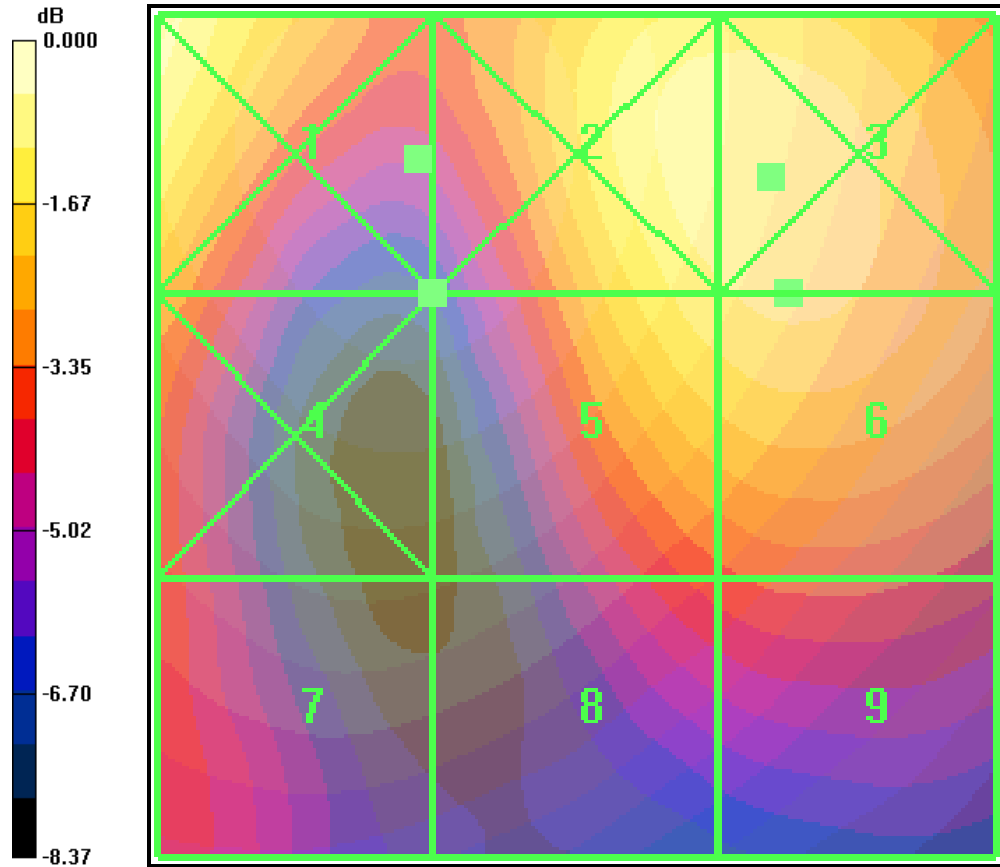
Device Reference Point: 0.000, 0.000, -6.30 mm

Reference Value = 0.096 A/m; Power Drift = 0.132 dB

**Hearing Aid Near-Field Category: M4 (AWF 0 dB)**

Peak H-field in A/m

Grid 1	Grid 2	Grid 3
0.105 M4	0.105 M4	0.083 M4
Grid 4	Grid 5	Grid 6
0.101 M4	0.101 M4	0.077 M4
Grid 7	Grid 8	Grid 9
0.078 M4	0.077 M4	0.059 M4



0 dB = 29.9V/m