




## 8. SETUP PHOTOS

### RADIATED RF MEASUREMENT SETUP FOR PORTABLE CONFIGURATION





Z-AXIS PHOTO




Y-AXIS WITH CHARGER PHOTO




**RADIATED EMISSION**





**AC MAINS LINE CONDUCTED EMISSION**





**END OF REPORT**