


## 8. SETUP PHOTOS

### RADIATED RF MEASUREMENT SETUP FOR PORTABLE CONFIGURATION



Y-AXIS PHOTO




Z-AXIS PHOTO




Y-AXIS WITH CHARGER PHOTO (WORST CASE)



**AC MAINS LINE CONDUCTED EMISSION**





**END OF REPORT**