


9. SETUP PHOTOS

RADIATED RF MEASUREMENT SETUP FOR PORTABLE CONFIGURATION


X-AXIS FRONT PHOTO



Y-AXIS BACK PHOTO




Z-AXIS FRONT PHOTO




RADIATED RF MEASUREMENT SETUP

X-AXIS IS WORST POSITION



POWERLINE CONDUCTED EMISSIONS MEASUREMENT SETUP



LINE CONDUCTED BACK PHOTO



END OF REPORT