


9. SETUP PHOTOS

RADIATED RF MEASUREMENT SETUP FOR PORTABLE CONFIGURATION




Z-AXIS PHOTO



Y-AXIS WITH AC ADAPTER PHOTO



RADIATED RF MEASUREMENT SETUP




POWER-LINE CONDUCTED EMISSIONS MEASUREMENT SETUP

LINE CONDUCTED FRONT PHOTO



LINE CONDUCTED BACK PHOTO



END OF REPORT