

APPENDIX D: HAC T-Coil Plots

Z (AXIAL) MEASUREMENT: CDMA 800 Channel 1013

Equipment Setting:

DUT: S2410; Type: Cellular Phone ; Serial Number: 7211; Date: 09/02/2008
 Communication System: CDMA; Frequency: 824.7 MHz;Duty Cycle: 1:1
 Medium parameters used: $\sigma = 0$ mho/m, $\epsilon_r = 1$; $\rho = 0$ kg/m³
 Phantom section: AMB with Coil Section
 DASY4 Configuration:
 - Probe: AM1DV2 - 1045; ; Calibrated: 9/19/2007
 - Sensor-Surface: 0mm (Fix Surface)
 - Electronics: DAE4 Sn603; Calibrated: 10/15/2007
 - Phantom: HAC Test Arch with Coil; Type: SD HAC P01 BA; Serial: 100x
 - Measurement SW: DASY4, V4.7 Build 44; Postprocessing SW: SEMCAD, V1.8 Build 171

Scans CH1013/z (axial) rough 50 x 50/ABM Interpolated Signal(x,y,z) (51x51x1):

Measurement grid: dx=10mm, dy=10mm

Cursor:

ABM1 = -6.95716 dB A/m
 BWC Factor = -0.209998 dB
 Location: 3, -4, 363.7 mm

Scans CH1013/z (axial) 16 x 16/ABM Interpolated Signal(x,y,z) (41x41x1):

Measurement grid: dx=10mm, dy=10mm

Cursor:

ABM1 = -3.98071 dB A/m
 BWC Factor = -0.209998 dB
 Location: 1, -2.6, 363.7 mm

Point meas,TCoil on CH1013/z (axial) at max z/ABM Noise(x,y,z) (1x1x1):

Measurement grid: dx=10mm, dy=10mm

Cursor:

ABM2 = -49.254 dB A/m
 Location: 1, -1, 363.7 mm

Point meas,TCoil on CH1013/z (axial) at max z/ABM Signal(x,y,z) (1x1x1):

Measurement grid: dx=10mm, dy=10mm

Cursor:

ABM1 comp = -4.04735 dB A/m
 BWC Factor = -0.211004 dB
 Location: 1, -1, 363.7 mm

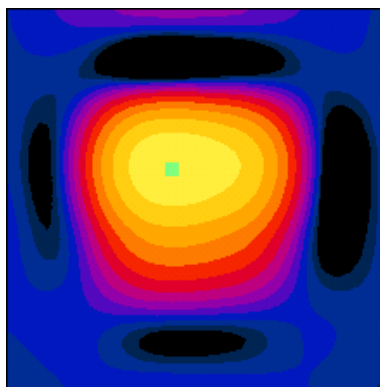
Point meas,TCoil on CH1013/z (axial) at max z/ABM SNR(x,y,z) (1x1x1):

Measurement grid: dx=10mm, dy=10mm

Cursor:

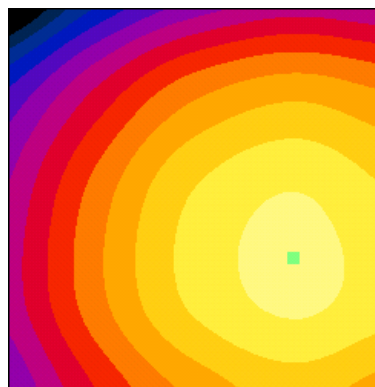
ABM1/ABM2 = 45.2067 dB
 BWC Factor = -0.211004 dB
 Location: 1, -1, 363.7 mm

Z (axial) rough 50x50 scan:



0 dB = 1.00A/m

Z (axial) 16x16scan:



0 dB = 1.00A/m

X RADIAL MEASUREMENT: CDMA 800 Channel 1013

Equipment Setting:

DUT: S2410; Type: Cellular Phone ; Serial Number: 7211;
 Communication System: CDMA; Frequency: 824.7 MHz; Duty Cycle: 1:1
 Medium parameters used: $\sigma = 0$ mho/m, $\epsilon_r = 1$; $\rho = 0$ kg/m³

Date: 09/02/2008

Phantom section: AMB with Coil Section

DASY4 Configuration:

- Probe: AM1DV2 - 1045; ; Calibrated: 9/19/2007
- Sensor-Surface: 0mm (Fix Surface)
- Electronics: DAE4 Sn603; Calibrated: 10/15/2007
- Phantom: HAC Test Arch with Coil; Type: SD HAC P01 BA; Serial: 100x
- Measurement SW: DASY4, V4.7 Build 44; Postprocessing SW: SEMCAD, V1.8 Build 171

Scans CH1013/x (longitudinal) 24 x 16/ABM Interpolated Signal(x,y,z) (61x41x1):

Measurement grid: dx=10mm, dy=10mm

Cursor:

ABM1 = -12.4339 dB A/m
 BWC Factor = -0.209998 dB
 Location: -7, -3.8, 363.7 mm

Point meas, TCoil on CH1013/x (longitudinal) at max x/ABM Noise(x,y,z) (1x1x1):

Measurement grid: dx=10mm, dy=10mm

Cursor:

ABM2 = -56.8134 dB A/m
 Location: -7, -5, 363.7 mm

Point meas, TCoil on CH1013/x (longitudinal) at max x/ABM Signal(x,y,z) (1x1x1):

Measurement grid: dx=10mm, dy=10mm

Cursor:

ABM1 comp = -12.3483 dB A/m
 BWC Factor = -0.211004 dB
 Location: -7, -5, 363.7 mm

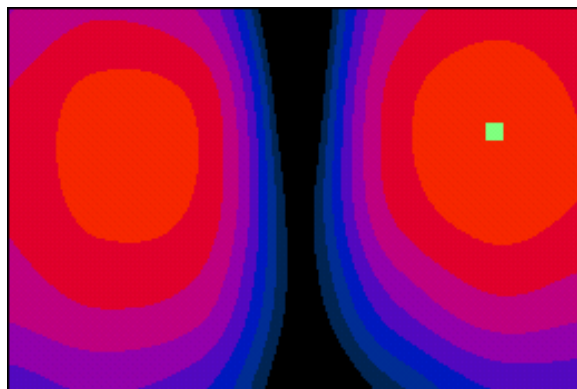
Point meas, TCoil on CH1013/x (longitudinal) at max x/ABM SNR(x,y,z) (1x1x1):

Measurement grid: dx=10mm, dy=10mm

Cursor:

ABM1/ABM2 = 44.465 dB
 BWC Factor = -0.211004 dB
 Location: -7, -5, 363.7 mm

X (Radial) 24x16 scan:



0 dB = 1.00A/m

Y RADIAL MEASUREMENT: CDMA 800 Channel 1013

Equipment Setting:

DUT: S2410; Type: Cellular Phone ; Serial Number: 7211;
 Communication System: CDMA; Frequency: 824.7 MHz;Duty Cycle: 1:1
 Medium parameters used: $\sigma = 0$ mho/m, $\epsilon_r = 1$; $\rho = 0$ kg/m³

Date: 09/02/2008

Phantom section: AMB with Coil Section

DASY4 Configuration:

- Probe: AM1DV2 - 1045; ; Calibrated: 9/19/2007
- Sensor-Surface: 0mm (Fix Surface)
- Electronics: DAE4 Sn603; Calibrated: 10/15/2007
- Phantom: HAC Test Arch with Coil; Type: SD HAC P01 BA; Serial: 100x
- Measurement SW: DASY4, V4.7 Build 44; Postprocessing SW: SEMCAD, V1.8 Build 171

Scans CH1013/y (transversal) 16 x 24/ABM

Interpolated Signal(x,y,z) (41x61x1):

Measurement grid: dx=10mm, dy=10mm

Cursor:

ABM1 = -10.9633 dB A/m
 BWC Factor = -0.209998 dB
 Location: 1, -9.4, 363.7 mm

Point meas,TCoil on CH1013/y (transversal) at max y/ABM Noise(x,y,z) (1x1x1):

Measurement grid: dx=10mm, dy=10mm

Cursor:

ABM2 = -58.6162 dB A/m
 Location: 1, -9, 363.7 mm

Y (Radial) 16x24 scan:

Point meas,TCoil on CH1013/y (transversal) at max y/ABM Signal(x,y,z) (1x1x1):

Measurement grid: dx=10mm, dy=10mm

Cursor:


ABM1 comp = -11.6688 dB A/m
 BWC Factor = -0.211004 dB
 Location: 1, -9, 363.7 mm

Point meas,TCoil on CH1013/y (transversal) at max y/ABM SNR(x,y,z) (1x1x1):

Measurement grid: dx=10mm, dy=10mm

Cursor:

ABM1/ABM2 = 46.9473 dB
 BWC Factor = -0.211004 dB
 Location: 1, -9, 363.7 mm



0 dB = 1.00A/m

Z (AXIAL) MEASUREMENT: CDMA 800 Channel 383

Equipment Setting:

DUT: S2410; Type: Cellular Phone ; Serial Number: 7211;
 Communication System: CDMA; Frequency: 836.49 MHz; Duty Cycle: 1:1
 Medium parameters used: $\sigma = 0$ mho/m, $\epsilon_r = 1$; $\rho = 0$ kg/m³

Date: 09/02/2008

Phantom section: AMB with Coil Section

DASY4 Configuration:

- Probe: AM1DV2 - 1045; ; Calibrated: 9/19/2007
- Sensor-Surface: 0mm (Fix Surface)
- Electronics: DAE4 Sn603; Calibrated: 10/15/2007
- Phantom: HAC Test Arch with Coil; Type: SD HAC P01 BA; Serial: 100x
- Measurement SW: DASY4, V4.7 Build 44; Postprocessing SW: SEMCAD, V1.8 Build 171

Scans CH383/z (axial) rough 50 x 50/ABM Interpolated Signal(x,y,z) (51x51x1):

Measurement grid: dx=10mm, dy=10mm

Cursor:

ABM1 = -6.96196 dB A/m
 BWC Factor = -0.209998 dB
 Location: 2, -4, 363.7 mm

Scans CH383/z (axial) 16 x 16/ABM Interpolated Signal(x,y,z) (41x41x1):

Measurement grid: dx=10mm, dy=10mm

Cursor:

ABM1 = -4.18884 dB A/m
 BWC Factor = -0.209998 dB
 Location: -0.2, -2.2, 363.7 mm

Point meas, TCoil on CH383/z (axial) at max z/ABM Noise(x,y,z) (1x1x1):

Measurement grid: dx=10mm, dy=10mm

Cursor:

ABM2 = -48.8594 dB A/m
 Location: -1, -1, 363.7 mm

Point meas, TCoil on CH383/z (axial) at max z/ABM Signal(x,y,z) (1x1x1):

Measurement grid: dx=10mm, dy=10mm

Cursor:

ABM1 comp = -5.5347 dB A/m
 BWC Factor = -0.209001 dB
 Location: -1, -1, 363.7 mm

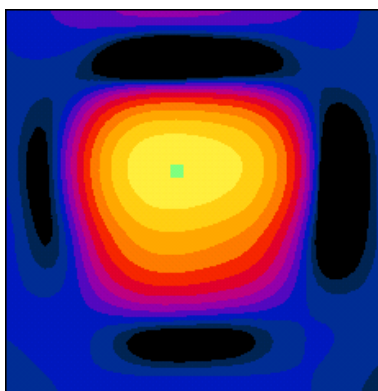
Point meas, TCoil on CH383/z (axial) at max z/ABM SNR(x,y,z) (1x1x1):

Measurement grid: dx=10mm, dy=10mm

Cursor:

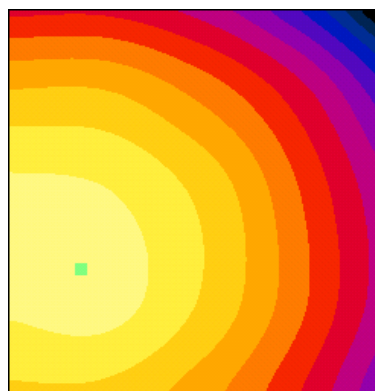
ABM1/ABM2 = 43.3247 dB
 BWC Factor = -0.209001 dB
 Location: -1, -1, 363.7 mm

Z (axial) rough 50x50 scan:



0 dB = 1.00A/m

Z (axial) 16x16scan:



0 dB = 1.00A/m

X RADIAL MEASUREMENT: CDMA 800 Channel 383

Equipment Setting:

DUT: S2410; Type: Cellular Phone ; Serial Number: 7211;
 Communication System: CDMA; Frequency: 836.49 MHz; Duty Cycle: 1:1
 Medium parameters used: $\sigma = 0$ mho/m, $\epsilon_r = 1$; $\rho = 0$ kg/m³

Date: 09/02/2008

Phantom section: AMB with Coil Section

DASY4 Configuration:

- Probe: AM1DV2 - 1045; ; Calibrated: 9/19/2007
- Sensor-Surface: 0mm (Fix Surface)
- Electronics: DAE4 Sn603; Calibrated: 10/15/2007
- Phantom: HAC Test Arch with Coil; Type: SD HAC P01 BA; Serial: 100x
- Measurement SW: DASY4, V4.7 Build 44; Postprocessing SW: SEMCAD, V1.8 Build 171

Scans CH383/x (longitudinal) 24 x 16/ABM Interpolated Signal(x,y,z) (61x41x1):

Measurement grid: dx=10mm, dy=10mm

Cursor:

ABM1 = -12.3811 dB A/m
 BWC Factor = -0.209998 dB
 Location: -6.6, -3.8, 363.7 mm

Point meas,TCoil on CH383/x (longitudinal) at max x/ABM Noise(x,y,z) (1x1x1):

Measurement grid: dx=10mm, dy=10mm

Cursor:

ABM2 = -56.8169 dB A/m
 Location: -5, -5, 363.7 mm

X (Radial) 24x16 scan:

Point meas,TCoil on CH383/x (longitudinal) at max x/ABM Signal(x,y,z) (1x1x1):

Measurement grid: dx=10mm, dy=10mm

Cursor:

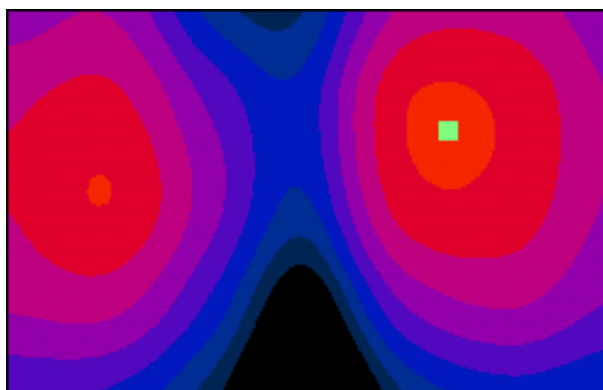
ABM1 comp = -13.1008 dB A/m
 BWC Factor = -0.209001 dB
 Location: -5, -5, 363.7 mm

Point meas,TCoil on CH383/x (longitudinal) at max x/ABM SNR(x,y,z) (1x1x1):

Measurement grid: dx=10mm, dy=10mm

Cursor:

ABM1/ABM2 = 43.7161 dB
 BWC Factor = -0.209001 dB
 Location: -5, -5, 363.7 mm



0 dB = 1.00A/m

Y RADIAL MEASUREMENT: CDMA 800 Channel 383

Equipment Setting:

DUT: S2410; Type: Cellular Phone ; Serial Number: 7211;
 Communication System: CDMA; Frequency: 836.49 MHz; Duty Cycle: 1:1
 Medium parameters used: $\sigma = 0$ mho/m, $\epsilon_r = 1$; $\rho = 0$ kg/m³
 Phantom section: AMB with Coil Section

Date: 09/02/2008

DASY4 Configuration:

- Probe: AM1DV2 - 1045; ; Calibrated: 9/19/2007
- Sensor-Surface: 0mm (Fix Surface)
- Electronics: DAE4 Sn603; Calibrated: 10/15/2007
- Phantom: HAC Test Arch with Coil; Type: SD HAC P01 BA; Serial: 100x
- Measurement SW: DASY4, V4.7 Build 44; Postprocessing SW: SEMCAD, V1.8 Build 171

Scans CH383/y (transversal) 16 x 24/ABM

Interpolated Signal(x,y,z) (41x61x1):

Measurement grid: dx=10mm, dy=10mm

Cursor:

ABM1 = -10.9857 dB A/m
 BWC Factor = -0.209998 dB
 Location: 0.6, -9.4, 363.7 mm

Point meas,TCoil on CH383/y (transversal) at max y/ABM Noise(x,y,z) (1x1x1):

Measurement grid: dx=10mm, dy=10mm

Cursor:

ABM2 = -58.6741 dB A/m
 Location: -1, -9, 363.7 mm

Point meas,TCoil on CH383/y (transversal) at max y/ABM Signal(x,y,z) (1x1x1):

Measurement grid: dx=10mm, dy=10mm

Cursor:

ABM1 comp = -11.8572 dB A/m
 BWC Factor = -0.209001 dB
 Location: -1, -9, 363.7 mm


Point meas,TCoil on CH383/y (transversal) at max y/ABM SNR(x,y,z) (1x1x1):

Measurement grid: dx=10mm, dy=10mm

Cursor:

ABM1/ABM2 = 46.8169 dB
 BWC Factor = -0.209001 dB
 Location: -1, -9, 363.7 mm

Y (Radial) 16x24 scan:



0 dB = 1.00A/m

Z (AXIAL) MEASUREMENT: CDMA 800 Channel 777

Equipment Setting:

DUT: S2410; Type: Cellular Phone ; Serial Number: 7211;
 Communication System: CDMA; Frequency: 848.31 MHz; Duty Cycle: 1:1
 Medium parameters used: $\sigma = 0$ mho/m, $\epsilon_r = 1$; $\rho = 0$ kg/m³

Date: 09/02/2008

Phantom section: AMB with Coil Section

DASY4 Configuration:

- Probe: AM1DV2 - 1045; ; Calibrated: 9/19/2007
- Sensor-Surface: 0mm (Fix Surface)
- Electronics: DAE4 Sn603; Calibrated: 10/15/2007
- Phantom: HAC Test Arch with Coil; Type: SD HAC P01 BA; Serial: 100x
- Measurement SW: DASY4, V4.7 Build 44; Postprocessing SW: SEMCAD, V1.8 Build 171

Scans CH777/z (axial) rough 50 x 50/ABM Interpolated Signal(x,y,z) (51x51x1):

Measurement grid: dx=10mm, dy=10mm

Cursor:

ABM1 = -7.43407 dB A/m
 BWC Factor = -0.207996 dB
 Location: 3, -4, 363.7 mm

Scans CH777/z (axial) 16 x 16/ABM Interpolated Signal(x,y,z) (41x41x1):

Measurement grid: dx=10mm, dy=10mm

Cursor:

ABM1 = -4.12386 dB A/m
 BWC Factor = -0.207996 dB
 Location: 1, -3.8, 363.7 mm

Point meas, TCoil on CH777/z (axial) at max z/ABM Noise(x,y,z) (1x1x1):

Measurement grid: dx=10mm, dy=10mm

Cursor:

ABM2 = -49.1535 dB A/m
 Location: 1, -5, 363.7 mm

Point meas, TCoil on CH777/z (axial) at max z/ABM Signal(x,y,z) (1x1x1):

Measurement grid: dx=10mm, dy=10mm

Cursor:

ABM1 comp = -4.35455 dB A/m
 BWC Factor = -0.207996 dB
 Location: 1, -5, 363.7 mm

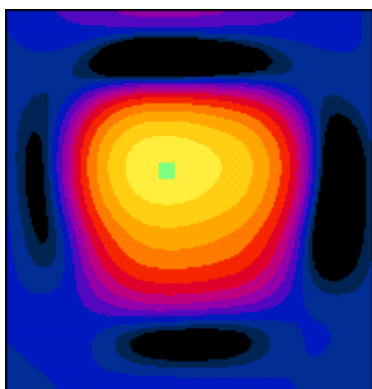
Point meas, TCoil on CH777/z (axial) at max z/ABM SNR(x,y,z) (1x1x1):

Measurement grid: dx=10mm, dy=10mm

Cursor:

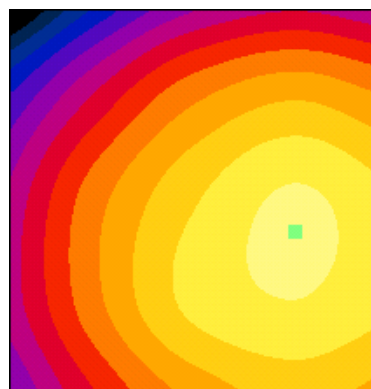
ABM1/ABM2 = 44.7989 dB
 BWC Factor = -0.207996 dB
 Location: 1, -5, 363.7 mm

Z (axial) rough 50x50 scan:



0 dB = 1.00A/m

Z (axial) 16x16 scan:



0 dB = 1.00A/m

X RADIAL MEASUREMENT: CDMA 800 Channel 777

Equipment Setting:

DUT: S2410; Type: Cellular Phone ; Serial Number: 7211;
 Communication System: CDMA; Frequency: 848.31 MHz; Duty Cycle: 1:1
 Medium parameters used: $\sigma = 0$ mho/m, $\epsilon_r = 1$; $\rho = 0$ kg/m³
 Phantom section: AMB with Coil Section

Date: 09/02/2008

DASY4 Configuration:

- Probe: AM1DV2 - 1045; ; Calibrated: 9/19/2007
- Sensor-Surface: 0mm (Fix Surface)
- Electronics: DAE4 Sn603; Calibrated: 10/15/2007
- Phantom: HAC Test Arch with Coil; Type: SD HAC P01 BA; Serial: 100x
- Measurement SW: DASY4, V4.7 Build 44; Postprocessing SW: SEMCAD, V1.8 Build 171

Scans CH777/x (longitudinal) 24 x 16/ABM

Interpolated Signal(x,y,z) (61x41x1):

Measurement grid: dx=10mm, dy=10mm

Cursor:

ABM1 = -12.3944 dB A/m
 BWC Factor = -0.207996 dB
 Location: -7, -3.8, 363.7 mm

Point meas,TCoil on CH777/x (longitudinal) at max x/ABM Noise(x,y,z) (1x1x1):

Measurement grid: dx=10mm, dy=10mm

Cursor:

ABM2 = -56.8588 dB A/m
 Location: -7, -5, 363.7 mm

X (Radial) 24x16 scan:

Point meas,TCoil on CH777/x (longitudinal) at max x/ABM Signal(x,y,z) (1x1x1):

Measurement grid: dx=10mm, dy=10mm

Cursor:

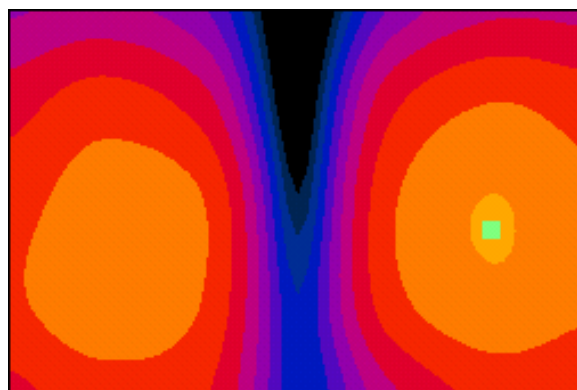
ABM1 comp = -12.7982 dB A/m
 BWC Factor = -0.207996 dB
 Location: -7, -5, 363.7 mm

Point meas,TCoil on CH777/x (longitudinal) at max x/ABM SNR(x,y,z) (1x1x1):

Measurement grid: dx=10mm, dy=10mm

Cursor:

ABM1/ABM2 = 44.0606 dB
 BWC Factor = -0.207996 dB
 Location: -7, -5, 363.7 mm



0 dB = 1.00A/m

Y RADIAL MEASUREMENT: CDMA 800 Channel 777

Equipment Setting:

DUT: S2410; Type: Cellular Phone ; Serial Number: 7211;
 Communication System: CDMA; Frequency: 848.31 MHz; Duty Cycle: 1:1
 Medium parameters used: $\sigma = 0$ mho/m, $\epsilon_r = 1$; $\rho = 0$ kg/m³

Date: 09/02/2008

Phantom section: AMB with Coil Section

DASY4 Configuration:

- Probe: AM1DV2 - 1045; ; Calibrated: 9/19/2007
- Sensor-Surface: 0mm (Fix Surface)
- Electronics: DAE4 Sn603; Calibrated: 10/15/2007
- Phantom: HAC Test Arch with Coil; Type: SD HAC P01 BA; Serial: 100x
- Measurement SW: DASY4, V4.7 Build 44; Postprocessing SW: SEMCAD, V1.8 Build 171

Scans CH777/y (transversal) 16 x 24/ABM

Interpolated Signal(x,y,z) (41x61x1):

Measurement grid: dx=10mm, dy=10mm

Cursor:

ABM1 = -10.8739 dB A/m
 BWC Factor = -0.207996 dB
 Location: 1, -9.4, 363.7 mm

Point meas,TCoil on CH777/y (transversal) at max

y/ABM Noise(x,y,z) (1x1x1):

Measurement grid: dx=10mm, dy=10mm

Cursor:

ABM2 = -58.6834 dB A/m
 Location: 1, -9, 363.7 mm

Y (Radial) 16x24 scan:

Point meas,TCoil on CH777/y (transversal) at max

y/ABM Signal(x,y,z) (1x1x1):

Measurement grid: dx=10mm, dy=10mm

Cursor:

ABM1 comp = -10.6279 dB A/m
 BWC Factor = -0.207996 dB
 Location: 1, -9, 363.7 mm

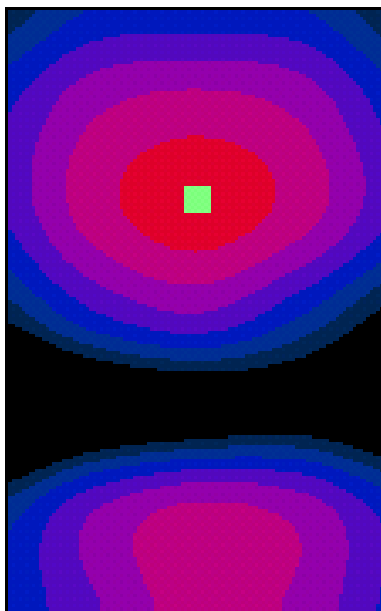
Point meas,TCoil on CH777/y (transversal) at max

y/ABM SNR(x,y,z) (1x1x1):

Measurement grid: dx=10mm, dy=10mm

Cursor:

ABM1/ABM2 = 48.0555 dB
 BWC Factor = -0.207996 dB
 Location: 1, -9, 363.7 mm



0 dB = 1.00A/m

Z (AXIAL) MEASUREMENT: CDMA 1700 Channel 25

Equipment Setting:

DUT: S2410; Type: Cellular Phone ; Serial Number: 7211; Date: 09/02/2008
 Communication System: AWS-1700; Frequency: 1711.25 MHz; Duty Cycle: 1:1
 Medium parameters used: $\sigma = 0$ mho/m, $\epsilon_r = 1$; $\rho = 0$ kg/m³
 Phantom section: AMB with Coil Section
 DASY4 Configuration:
 - Probe: AM1DV2 - 1045; ; Calibrated: 9/19/2007
 - Sensor-Surface: 0mm (Fix Surface)
 - Electronics: DAE4 Sn603; Calibrated: 10/15/2007
 - Phantom: HAC Test Arch with Coil; Type: SD HAC P01 BA; Serial: 100x
 - Measurement SW: DASY4, V4.7 Build 44; Postprocessing SW: SEMCAD, V1.8 Build 171

Scans CH25/z (axial) rough 50 x 50/ABM Interpolated Signal(x,y,z) (51x51x1):

Measurement grid: dx=10mm, dy=10mm

Cursor:

ABM1 = -7.01395 dB A/m
 BWC Factor = -0.209001 dB
 Location: 3, -5, 363.7 mm

Scans CH25/z (axial) 16 x 16/ABM Interpolated Signal(x,y,z) (41x41x1):

Measurement grid: dx=10mm, dy=10mm

Cursor:

ABM1 = -4.39425 dB A/m
 BWC Factor = -0.209001 dB
 Location: 1, -4.2, 363.7 mm

Point meas, TCoil on CH25/z (axial) at max z/ABM Noise(x,y,z) (1x1x1):

Measurement grid: dx=10mm, dy=10mm

Cursor:

ABM2 = -48.5442 dB A/m
 Location: 1, -5, 363.7 mm

Point meas, TCoil on CH25/z (axial) at max z/ABM Signal(x,y,z) (1x1x1):

Measurement grid: dx=10mm, dy=10mm

Cursor:

ABM1 comp = -5.28244 dB A/m
 BWC Factor = -0.209001 dB
 Location: 1, -5, 363.7 mm

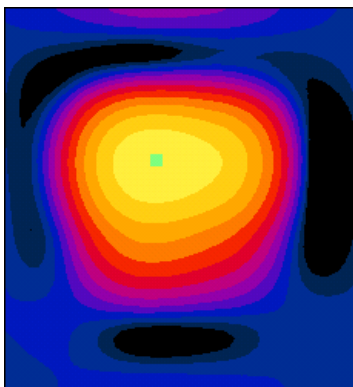
Point meas, TCoil on CH25/z (axial) at max z/ABM SNR(x,y,z) (1x1x1):

Measurement grid: dx=10mm, dy=10mm

Cursor:

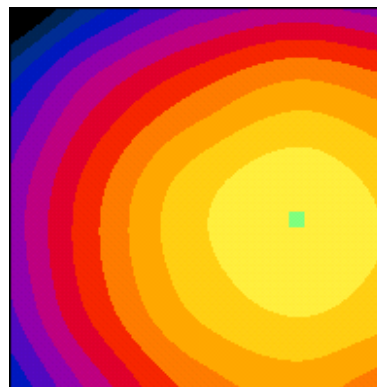
ABM1/ABM2 = 43.2617 dB
 BWC Factor = -0.209001 dB
 Location: 1, -5, 363.7 mm

Z (axial) rough 50x50 scan:



0 dB = 1.00A/m

Z (axial) 16x16scan:



0 dB = 1.00A/m

X RADIAL MEASUREMENT: CDMA 1700 Channel 25

Equipment Setting:

DUT: S2410; Type: Cellular Phone ; Serial Number: 7211;
 Communication System: AWS-1700; Frequency: 1711.25 MHz; Duty Cycle: 1:1
 Medium parameters used: $\sigma = 0$ mho/m, $\epsilon_r = 1$; $\rho = 0$ kg/m³
 Phantom section: AMB with Coil Section

Date: 09/02/2008

DASY4 Configuration:

- Probe: AM1DV2 - 1045; ; Calibrated: 9/19/2007
- Sensor-Surface: 0mm (Fix Surface)
- Electronics: DAE4 Sn603; Calibrated: 10/15/2007
- Phantom: HAC Test Arch with Coil; Type: SD HAC P01 BA; Serial: 100x
- Measurement SW: DASY4, V4.7 Build 44; Postprocessing SW: SEMCAD, V1.8 Build 171

Scans CH25/x (longitudinal) 24 x 16/ABM Interpolated Signal(x,y,z) (61x41x1):

Measurement grid: dx=10mm, dy=10mm

Cursor:

ABM1 = -12.8709 dB A/m
 BWC Factor = -0.209001 dB
 Location: -7, -4.6, 363.7 mm

Point meas,TCoil on CH25/x (longitudinal) at max x/ABM Noise(x,y,z) (1x1x1):

Measurement grid: dx=10mm, dy=10mm

Cursor:

ABM2 = -56.9633 dB A/m
 Location: -7, -5, 363.7 mm

X (Radial) 24x16 scan:

Point meas,TCoil on CH25/x (longitudinal) at max x/ABM Signal(x,y,z) (1x1x1):

Measurement grid: dx=10mm, dy=10mm

Cursor:

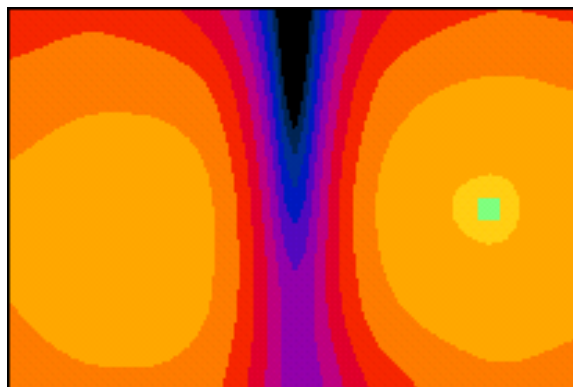
ABM1 comp = -12.4532 dB A/m
 BWC Factor = -0.209001 dB
 Location: -7, -5, 363.7 mm

Point meas,TCoil on CH25/x (longitudinal) at max x/ABM SNR(x,y,z) (1x1x1):

Measurement grid: dx=10mm, dy=10mm

Cursor:

ABM1/ABM2 = 44.5101 dB
 BWC Factor = -0.209001 dB
 Location: -7, -5, 363.7 mm



0 dB = 1.00A/m

Y RADIAL MEASUREMENT: CDMA 1700 Channel 25

Equipment Setting:

DUT: S2410; Type: Cellular Phone ; Serial Number: 7211; Date: 09/02/2008
 Communication System: AWS-1700; Frequency: 1711.25 MHz; Duty Cycle: 1:1
 Medium parameters used: $\sigma = 0$ mho/m, $\epsilon_r = 1$; $\rho = 0$ kg/m³
 Phantom section: AMB with Coil Section
 DASY4 Configuration:
 - Probe: AM1DV2 - 1045; ; Calibrated: 9/19/2007
 - Sensor-Surface: 0mm (Fix Surface)
 - Electronics: DAE4 Sn603; Calibrated: 10/15/2007
 - Phantom: HAC Test Arch with Coil; Type: SD HAC P01 BA; Serial: 100x
 - Measurement SW: DASY4, V4.7 Build 44; Postprocessing SW: SEMCAD, V1.8 Build 171

Scans CH25/y (transversal) 16 x 24/ABM Interpolated Signal(x,y,z) (41x61x1):

Measurement grid: dx=10mm, dy=10mm

Cursor:

ABM1 = -11.6442 dB A/m
 BWC Factor = -0.209001 dB
 Location: 1, -9.4, 363.7 mm

Point meas, TCoil on CH25/y (transversal) at max y/ABM Noise(x,y,z) (1x1x1):

Measurement grid: dx=10mm, dy=10mm

Cursor:

ABM2 = -58.6762 dB A/m
 Location: 1, -9, 363.7 mm

Y (Radial) 16x24 scan:

Point meas, TCoil on CH25/y (transversal) at max y/ABM Signal(x,y,z) (1x1x1):

Measurement grid: dx=10mm, dy=10mm

Cursor:


ABM1 comp = -11.8578 dB A/m
 BWC Factor = -0.209001 dB
 Location: 1, -9, 363.7 mm

Point meas, TCoil on CH25/y (transversal) at max y/ABM SNR(x,y,z) (1x1x1):

Measurement grid: dx=10mm, dy=10mm

Cursor:

ABM1/ABM2 = 46.8184 dB
 BWC Factor = -0.209001 dB
 Location: 1, -9, 363.7 mm



0 dB = 1.00A/m

Z (AXIAL) MEASUREMENT: CDMA 1700 Channel 450

Equipment Setting:

DUT: S2410; Type: Cellular Phone ; Serial Number: 7211;

Date: 09/02/2008

Communication System: AWS-1700; Frequency: 1732.5 MHz; Duty Cycle: 1:1

Medium parameters used: $\sigma = 0$ mho/m, $\epsilon_r = 1$; $\rho = 0$ kg/m³

Phantom section: AMB with Coil Section

DASY4 Configuration:

- Probe: AM1DV2 - 1045; ; Calibrated: 9/19/2007
- Sensor-Surface: 0mm (Fix Surface)
- Electronics: DAE4 Sn603; Calibrated: 10/15/2007
- Phantom: HAC Test Arch with Coil; Type: SD HAC P01 BA; Serial: 100x
- Measurement SW: DASY4, V4.7 Build 44; Postprocessing SW: SEMCAD, V1.8 Build 171

Scans CH450/z (axial) rough 50 x 50/ABM Interpolated Signal(x,y,z) (51x51x1):

Measurement grid: dx=10mm, dy=10mm

Cursor:

ABM1 = -7.18998 dB A/m

BWC Factor = -0.207996 dB

Location: 3, -5, 363.7 mm

Scans CH450/z (axial) 16 x 16/ABM Interpolated

Signal(x,y,z) (41x41x1):

Measurement grid: dx=10mm, dy=10mm

Cursor:

ABM1 = -4.38765 dB A/m

BWC Factor = -0.207996 dB

Location: 1, -4.2, 363.7 mm

Point meas, TCoil on CH450/z (axial) at max z/ABM

Noise(x,y,z) (1x1x1):

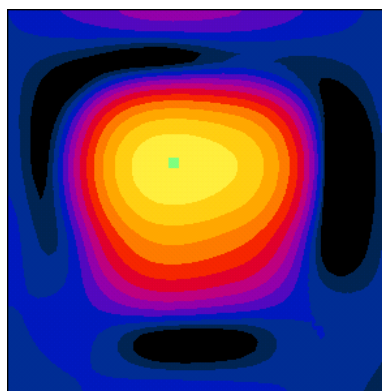
Measurement grid: dx=10mm, dy=10mm

Cursor:

ABM2 = -49.8155 dB A/m

Location: 1, -5, 363.7 mm

Z (axial) rough 50x50 scan:



0 dB = 1.00A/m

Point meas, TCoil on CH450/z (axial) at max z/ABM

Signal(x,y,z) (1x1x1):

Measurement grid: dx=10mm, dy=10mm

Cursor:

ABM1 comp = -4.44301 dB A/m

BWC Factor = -0.209998 dB

Location: 1, -5, 363.7 mm

Point meas, TCoil on CH450/z (axial) at max z/ABM

SNR(x,y,z) (1x1x1):

Measurement grid: dx=10mm, dy=10mm

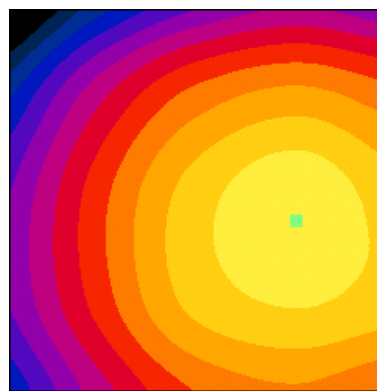
Cursor:

ABM1/ABM2 = 45.3725 dB

BWC Factor = -0.209998 dB

Location: 1, -5, 363.7 mm

Z (axial) 16x16scan:



0 dB = 1.00A/m

X RADIAL MEASUREMENT: CDMA 1700 Channel 450

Equipment Setting:

DUT: S2410; Type: Cellular Phone ; Serial Number: 7211;

Date: 09/02/2008

Communication System: AWS-1700; Frequency: 1732.5 MHz; Duty Cycle: 1:1

Medium parameters used: $\sigma = 0$ mho/m, $\epsilon_r = 1$; $\rho = 0$ kg/m³

Phantom section: AMB with Coil Section

DASY4 Configuration:

- Probe: AM1DV2 - 1045; ; Calibrated: 9/19/2007
- Sensor-Surface: 0mm (Fix Surface)
- Electronics: DAE4 Sn603; Calibrated: 10/15/2007
- Phantom: HAC Test Arch with Coil; Type: SD HAC P01 BA; Serial: 100x
- Measurement SW: DASY4, V4.7 Build 44; Postprocessing SW: SEMCAD, V1.8 Build 171

Scans CH450/x (longitudinal) 24 x 16/ABM

Interpolated Signal(x,y,z) (61x41x1):

Measurement grid: dx=10mm, dy=10mm

Cursor:

ABM1 = -13.3832 dB A/m

BWC Factor = -0.207996 dB

Location: -7, -4.2, 363.7 mm

Point meas,TCoil on CH450/x (longitudinal) at max

x/ABM Noise(x,y,z) (1x1x1):

Measurement grid: dx=10mm, dy=10mm

Cursor:

ABM2 = -56.9816 dB A/m

Location: -7, -5, 363.7 mm

X (Radial) 24x16 scan:

Point meas,TCoil on CH450/x (longitudinal) at max

x/ABM Signal(x,y,z) (1x1x1):

Measurement grid: dx=10mm, dy=10mm

Cursor:

ABM1 comp = -13.2089 dB A/m

BWC Factor = -0.209998 dB

Location: -7, -5, 363.7 mm

Point meas,TCoil on CH450/x (longitudinal) at max

x/ABM SNR(x,y,z) (1x1x1):

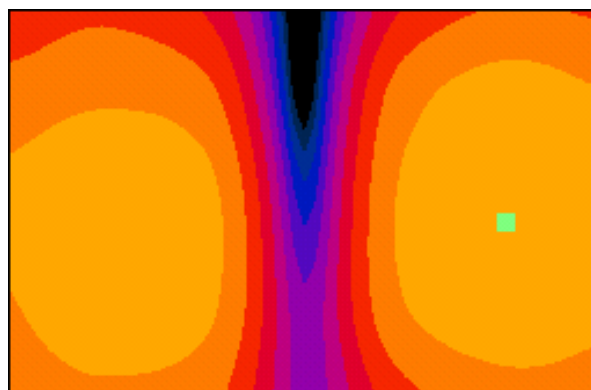
Measurement grid: dx=10mm, dy=10mm

Cursor:

ABM1/ABM2 = 43.7727 dB

BWC Factor = -0.209998 dB

Location: -7, -5, 363.7 mm



0 dB = 1.00A/m

Y RADIAL MEASUREMENT: CDMA 1700 Channel 450

Equipment Setting:

DUT: S2410; Type: Cellular Phone ; Serial Number: 7211;

Date: 09/02/2008

Communication System: AWS-1700; Frequency: 1732.5 MHz; Duty Cycle: 1:1

Medium parameters used: $\sigma = 0$ mho/m, $\epsilon_r = 1$; $\rho = 0$ kg/m³

Phantom section: AMB with Coil Section

DASY4 Configuration:

- Probe: AM1DV2 - 1045; ; Calibrated: 9/19/2007
- Sensor-Surface: 0mm (Fix Surface)
- Electronics: DAE4 Sn603; Calibrated: 10/15/2007
- Phantom: HAC Test Arch with Coil; Type: SD HAC P01 BA; Serial: 100x
- Measurement SW: DASY4, V4.7 Build 44; Postprocessing SW: SEMCAD, V1.8 Build 171

Scans CH450/y (transversal) 16 x 24/ABM

Interpolated Signal(x,y,z) (41x61x1):

Measurement grid: dx=10mm, dy=10mm

Cursor:

ABM1 = -11.7287 dB A/m

BWC Factor = -0.207996 dB

Location: 1, -9.8, 363.7 mm

Point meas,TCoil on CH450/y (transversal) at max y/ABM Noise(x,y,z) (1x1x1):

Measurement grid: dx=10mm, dy=10mm

Cursor:

ABM2 = -58.8186 dB A/m

Location: 1, -9, 363.7 mm

Point meas,TCoil on CH450/y (transversal) at max y/ABM Signal(x,y,z) (1x1x1):

Measurement grid: dx=10mm, dy=10mm

Cursor:

ABM1 comp = -12.1216 dB A/m

BWC Factor = -0.209998 dB

Location: 1, -9, 363.7 mm

Point meas,TCoil on CH450/y (transversal) at max y/ABM SNR(x,y,z) (1x1x1):

Measurement grid: dx=10mm, dy=10mm

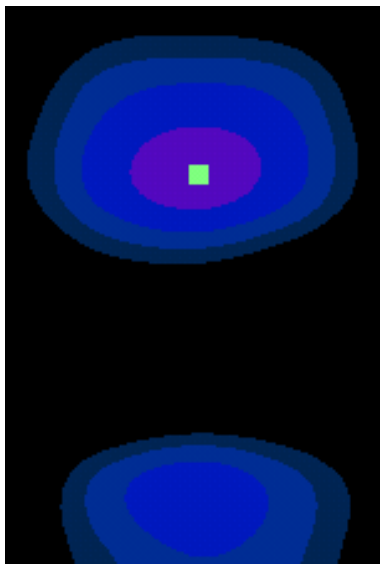
Cursor:

ABM1/ABM2 = 46.697 dB

BWC Factor = -0.209998 dB

Location: 1, -9, 363.7 mm

Y (Radial) 16x24 scan:



0 dB = 1.00A/m

Z (AXIAL) MEASUREMENT: CDMA 1700 Channel 875

Equipment Setting:

DUT: S2410; Type: Cellular Phone ; Serial Number: 7211; Date: 09/02/2008
 Communication System: AWS-1700; Frequency: 1753.75 MHz; Duty Cycle: 1:1
 Medium parameters used: $\sigma = 0$ mho/m, $\epsilon_r = 1$; $\rho = 0$ kg/m³
 Phantom section: AMB with Coil Section
 DASY4 Configuration:
 - Probe: AM1DV2 - 1045; ; Calibrated: 9/19/2007
 - Sensor-Surface: 0mm (Fix Surface)
 - Electronics: DAE4 Sn603; Calibrated: 10/15/2007
 - Phantom: HAC Test Arch with Coil; Type: SD HAC P01 BA; Serial: 100x
 - Measurement SW: DASY4, V4.7 Build 44; Postprocessing SW: SEMCAD, V1.8 Build 171

Scans CH875/z (axial) rough 50 x 50/ABM Interpolated Signal(x,y,z) (51x51x1):

Measurement grid: dx=10mm, dy=10mm

Cursor:

ABM1 = -6.06172 dB A/m
 BWC Factor = -0.209998 dB
 Location: 4, -5, 363.7 mm

Scans CH875/z (axial) 16 x 16/ABM Interpolated Signal(x,y,z) (41x41x1):

Measurement grid: dx=10mm, dy=10mm

Cursor:

ABM1 = -4.19522 dB A/m
 BWC Factor = -0.209998 dB
 Location: 1.4, -3.8, 363.7 mm

Point meas, TCoil on CH875/z (axial) at max z/ABM Noise(x,y,z) (1x1x1):

Measurement grid: dx=10mm, dy=10mm

Cursor:

ABM2 = -50.1747 dB A/m
 Location: 1, -5, 363.7 mm

Point meas, TCoil on CH875/z (axial) at max z/ABM Signal(x,y,z) (1x1x1):

Measurement grid: dx=10mm, dy=10mm

Cursor:

ABM1 comp = -4.7408 dB A/m
 BWC Factor = -0.207996 dB
 Location: 1, -5, 363.7 mm

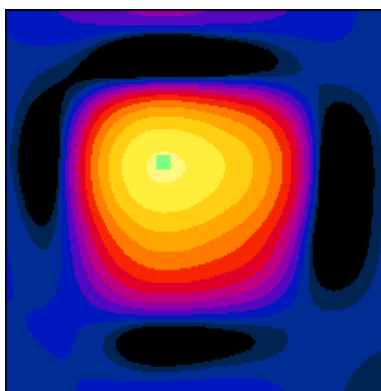
Point meas, TCoil on CH875/z (axial) at max z/ABM SNR(x,y,z) (1x1x1):

Measurement grid: dx=10mm, dy=10mm

Cursor:

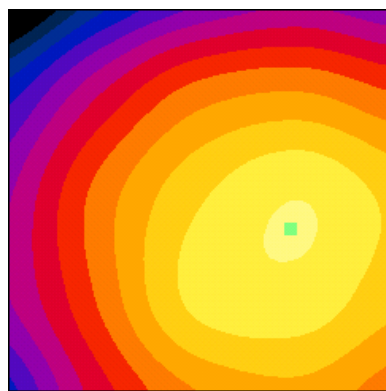
ABM1/ABM2 = 45.4339 dB
 BWC Factor = -0.207996 dB
 Location: 1, -5, 363.7 mm

Z (axial) rough 50x50 scan:



0 dB = 1.00A/m

Z (axial) 16x16 scan:



0 dB = 1.00A/m

X RADIAL MEASUREMENT: CDMA 1700 Channel 875

Equipment Setting:

DUT: S2410; Type: Cellular Phone ; Serial Number: 7211; Date: 09/02/2008
 Communication System: AWS-1700; Frequency: 1753.75 MHz; Duty Cycle: 1:1
 Medium parameters used: $\sigma = 0$ mho/m, $\epsilon_r = 1$; $\rho = 0$ kg/m³
 Phantom section: AMB with Coil Section
 DASY4 Configuration:
 - Probe: AM1DV2 - 1045; ; Calibrated: 9/19/2007
 - Sensor-Surface: 0mm (Fix Surface)
 - Electronics: DAE4 Sn603; Calibrated: 10/15/2007
 - Phantom: HAC Test Arch with Coil; Type: SD HAC P01 BA; Serial: 100x
 - Measurement SW: DASY4, V4.7 Build 44; Postprocessing SW: SEMCAD, V1.8 Build 171

Scans CH875/x (longitudinal) 24 x 16/ABM Interpolated Signal(x,y,z) (61x41x1):

Measurement grid: dx=10mm, dy=10mm

Cursor:

ABM1 = -10.556 dB A/m
 BWC Factor = -0.194999 dB
 Location: -5.8, -0.6, 363.7 mm

Point meas, TCoil on CH875/x (longitudinal) at max x/ABM Signal(x,y,z) (1x1x1):

Measurement grid: dx=10mm, dy=10mm

Cursor:

ABM1 comp = -11.2448 dB A/m
 BWC Factor = -0.194999 dB
 Location: -7, -1, 363.7 mm

Point meas, TCoil on CH875/x (longitudinal) at max x/ABM Noise(x,y,z) (1x1x1):

Measurement grid: dx=10mm, dy=10mm

Cursor:

ABM2 = -56.7757 dB A/m
 Location: -7, -1, 363.7 mm

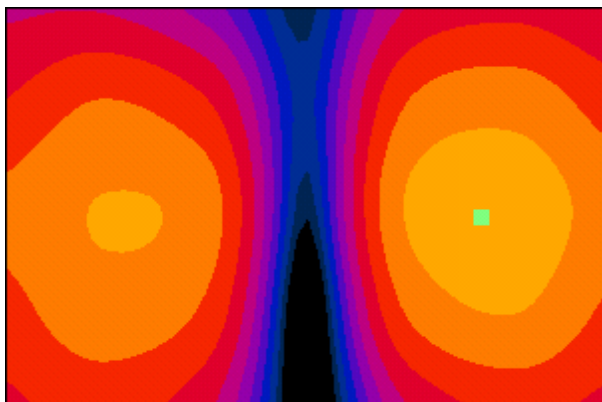
Point meas, TCoil on CH875/x (longitudinal) at max x/ABM SNR(x,y,z) (1x1x1):

Measurement grid: dx=10mm, dy=10mm

Cursor:

ABM1/ABM2 = 45.5309 dB
 BWC Factor = -0.194999 dB
 Location: -7, -1, 363.7 mm

X (Radial) 24x16 scan:



0 dB = 1.00A/m

Y RADIAL MEASUREMENT: CDMA 1700 Channel 875

Equipment Setting:

DUT: S2410; Type: Cellular Phone ; Serial Number: 7211; Date: 09/02/2008
 Communication System: AWS-1700; Frequency: 1753.75 MHz; Duty Cycle: 1:1
 Medium parameters used: $\sigma = 0$ mho/m, $\epsilon_r = 1$; $\rho = 0$ kg/m³
 Phantom section: AMB with Coil Section
 DASY4 Configuration:
 - Probe: AM1DV2 - 1045; ; Calibrated: 9/19/2007
 - Sensor-Surface: 0mm (Fix Surface)
 - Electronics: DAE4 Sn603; Calibrated: 10/15/2007
 - Phantom: HAC Test Arch with Coil; Type: SD HAC P01 BA; Serial: 100x
 - Measurement SW: DASY4, V4.7 Build 44; Postprocessing SW: SEMCAD, V1.8 Build 171

Scans CH875/y (transversal) 16 x 24/ABM

Interpolated Signal(x,y,z) (41x61x1):

Measurement grid: dx=10mm, dy=10mm

Cursor:

ABM1 = -11.3378 dB A/m
 BWC Factor = -0.209998 dB
 Location: 1.8, -9.4, 363.7 mm

Point meas,TCoil on CH875/y (transversal) at max

y/ABM Noise(x,y,z) (1x1x1):

Measurement grid: dx=10mm, dy=10mm

Cursor:

ABM2 = -58.3579 dB A/m
 Location: 1, -9, 363.7 mm

Point meas,TCoil on CH875/y (transversal) at max

y/ABM Signal(x,y,z) (1x1x1):

Measurement grid: dx=10mm, dy=10mm

Cursor:

ABM1 comp = -11.7757 dB A/m
 BWC Factor = -0.207996 dB
 Location: 1, -9, 363.7 mm

Point meas,TCoil on CH875/y (transversal) at max

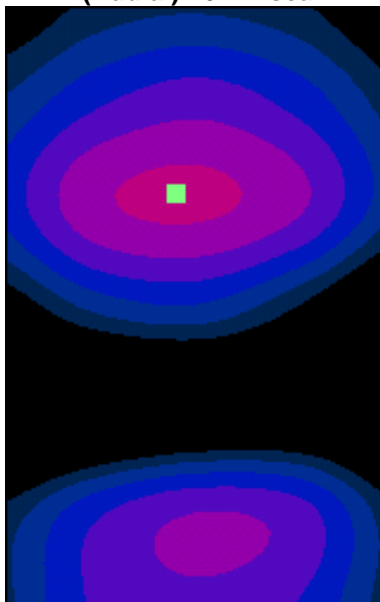
y/ABM SNR(x,y,z) (1x1x1):

Measurement grid: dx=10mm, dy=10mm

Cursor:

ABM1/ABM2 = 46.5822 dB
 BWC Factor = -0.207996 dB
 Location: 1, -9, 363.7 mm

Y (Radial) 16x24 scan:



0 dB = 1.00A/m

Z (AXIAL) MEASUREMENT: CDMA 1900 Channel 25

Equipment Setting:

DUT: S2410; Type: Cellular Phone ; Serial Number: 7211;
 Communication System: CDMA; Frequency: 1850 MHz; Duty Cycle: 1:1
 Medium parameters used: $\sigma = 0$ mho/m, $\epsilon_r = 1$; $\rho = 0$ kg/m³
 Phantom section: AMB with Coil Section

Date: 09/02/2008

DASY4 Configuration:

- Probe: AM1DV2 - 1045; ; Calibrated: 9/19/2007
- Sensor-Surface: 0mm (Fix Surface)
- Electronics: DAE4 Sn603; Calibrated: 10/15/2007
- Phantom: HAC Test Arch with Coil; Type: SD HAC P01 BA; Serial: 100x
- Measurement SW: DASY4, V4.7 Build 44; Postprocessing SW: SEMCAD, V1.8 Build 171

Scans CH25/z (axial) rough 50 x 50/ABM Interpolated Signal(x,y,z) (51x51x1):

Measurement grid: dx=10mm, dy=10mm

Cursor:

ABM1 = -6.80789 dB A/m
 BWC Factor = -0.209998 dB
 Location: 4, -4, 363.7 mm

Scans CH25/z (axial) 16 x 16/ABM Interpolated Signal(x,y,z) (41x41x1):

Measurement grid: dx=10mm, dy=10mm

Cursor:

ABM1 = -4.58807 dB A/m
 BWC Factor = -0.209998 dB
 Location: 1, -2.6, 363.7 mm

Point meas, TCoil on CH25/z (axial) at max z/ABM Noise(x,y,z) (1x1x1):

Measurement grid: dx=10mm, dy=10mm

Cursor:

ABM2 = -46.648 dB A/m
 Location: 1, -1, 363.7 mm

Point meas, TCoil on CH25/z (axial) at max z/ABM Signal(x,y,z) (1x1x1):

Measurement grid: dx=10mm, dy=10mm

Cursor:

ABM1 comp = -5.79833 dB A/m
 BWC Factor = -0.209001 dB
 Location: 1, -1, 363.7 mm

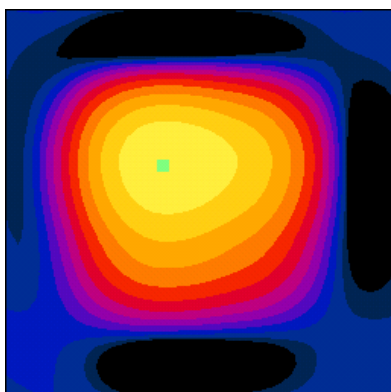
Point meas, TCoil on CH25/z (axial) at max z/ABM SNR(x,y,z) (1x1x1):

Measurement grid: dx=10mm, dy=10mm

Cursor:

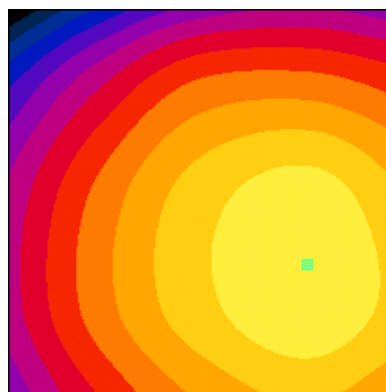
ABM1/ABM2 = 40.8497 dB
 BWC Factor = -0.209001 dB
 Location: 1, -1, 363.7 mm

Z (axial) rough 50x50 scan:



0 dB = 1.00A/m

Z (axial) 16x16 scan:



0 dB = 1.00A/m

X RADIAL MEASUREMENT: CDMA 1900 Channel 25

Equipment Setting:

DUT: S2410; Type: Cellular Phone ; Serial Number: 7211;
 Communication System: CDMA; Frequency: 1850 MHz; Duty Cycle: 1:1
 Medium parameters used: $\sigma = 0$ mho/m, $\epsilon_r = 1$; $\rho = 0$ kg/m³
 Phantom section: AMB with Coil Section

Date: 09/02/2008

DASY4 Configuration:

- Probe: AM1DV2 - 1045; ; Calibrated: 9/19/2007
- Sensor-Surface: 0mm (Fix Surface)
- Electronics: DAE4 Sn603; Calibrated: 10/15/2007
- Phantom: HAC Test Arch with Coil; Type: SD HAC P01 BA; Serial: 100x
- Measurement SW: DASY4, V4.7 Build 44; Postprocessing SW: SEMCAD, V1.8 Build 171

Scans CH25/x (longitudinal) 24 x 16/ABM Interpolated Signal(x,y,z) (61x41x1):

Measurement grid: dx=10mm, dy=10mm

Cursor:

ABM1 = -13.316 dB A/m
 BWC Factor = -0.209998 dB
 Location: -7, -3.8, 363.7 mm

Point meas,TCoil on CH25/x (longitudinal) at max x/ABM Noise(x,y,z) (1x1x1):

Measurement grid: dx=10mm, dy=10mm

Cursor:

ABM2 = -56.8181 dB A/m
 Location: -7, -5, 363.7 mm

X (Radial) 24x16 scan:

Point meas,TCoil on CH25/x (longitudinal) at max x/ABM Signal(x,y,z) (1x1x1):

Measurement grid: dx=10mm, dy=10mm

Cursor:

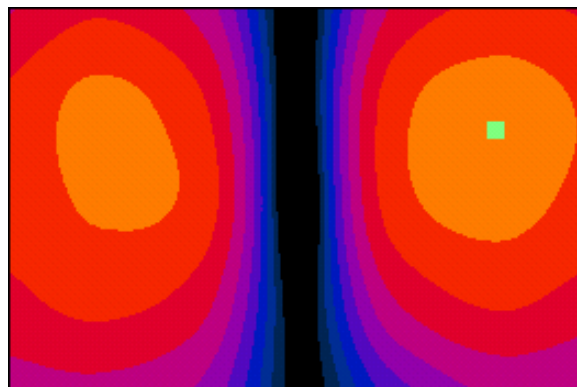
ABM1 comp = -13.8461 dB A/m
 BWC Factor = -0.209001 dB
 Location: -7, -5, 363.7 mm

Point meas,TCoil on CH25/x (longitudinal) at max x/ABM SNR(x,y,z) (1x1x1):

Measurement grid: dx=10mm, dy=10mm

Cursor:

ABM1/ABM2 = 42.972 dB
 BWC Factor = -0.209001 dB
 Location: -7, -5, 363.7 mm



0 dB = 1.00A/m

Y RADIAL MEASUREMENT: CDMA 1900 Channel 25

Equipment Setting:

DUT: S2410; Type: Cellular Phone ; Serial Number: 7211;
 Communication System: CDMA; Frequency: 1850 MHz; Duty Cycle: 1:1
 Medium parameters used: $\sigma = 0$ mho/m, $\epsilon_r = 1$; $\rho = 0$ kg/m³
 Phantom section: AMB with Coil Section

Date: 09/02/2008

DASY4 Configuration:

- Probe: AM1DV2 - 1045; ; Calibrated: 9/19/2007
- Sensor-Surface: 0mm (Fix Surface)
- Electronics: DAE4 Sn603; Calibrated: 10/15/2007
- Phantom: HAC Test Arch with Coil; Type: SD HAC P01 BA; Serial: 100x
- Measurement SW: DASY4, V4.7 Build 44; Postprocessing SW: SEMCAD, V1.8 Build 171

Scans CH25/y (transversal) 16 x 24/ABM Interpolated Signal(x,y,z) (41x61x1):

Measurement grid: dx=10mm, dy=10mm

Cursor:

ABM1 = -11.9162 dB A/m
 BWC Factor = -0.209998 dB
 Location: 1.4, -9.4, 363.7 mm

Point meas, TCoil on CH25/y (transversal) at max y/ABM Noise(x,y,z) (1x1x1):

Measurement grid: dx=10mm, dy=10mm

Cursor:

ABM2 = -58.5091 dB A/m
 Location: 1, -9, 363.7 mm

Point meas, TCoil on CH25/y (transversal) at max y/ABM Signal(x,y,z) (1x1x1):

Measurement grid: dx=10mm, dy=10mm

Cursor:

ABM1 comp = -12.334 dB A/m
 BWC Factor = -0.209001 dB
 Location: 1, -9, 363.7 mm

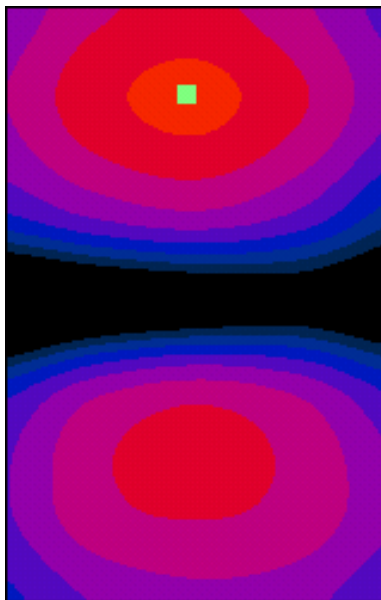
Point meas, TCoil on CH25/y (transversal) at max y/ABM SNR(x,y,z) (1x1x1):

Measurement grid: dx=10mm, dy=10mm

Cursor:

ABM1/ABM2 = 46.1752 dB
 BWC Factor = -0.209001 dB
 Location: 1, -9, 363.7 mm

Y (Radial) 16x24 scan:



0 dB = 1.00A/m

Z (AXIAL) MEASUREMENT: CDMA 1900 Channel 600

Equipment Setting:

DUT: S2410; Type: Cellular Phone ; Serial Number: 7211;
 Communication System: CDMA; Frequency: 1880 MHz; Duty Cycle: 1:1
 Medium parameters used: $\sigma = 0$ mho/m, $\epsilon_r = 1$; $\rho = 0$ kg/m³
 Phantom section: AMB with Coil Section

Date: 09/02/2008

DASY4 Configuration:

- Probe: AM1DV2 - 1045; ; Calibrated: 9/19/2007
- Sensor-Surface: 0mm (Fix Surface)
- Electronics: DAE4 Sn603; Calibrated: 10/15/2007
- Phantom: HAC Test Arch with Coil; Type: SD HAC P01 BA; Serial: 100x
- Measurement SW: DASY4, V4.7 Build 44; Postprocessing SW: SEMCAD, V1.8 Build 171

Scans CH600/z (axial) rough 50 x 50/ABM Interpolated Signal(x,y,z) (51x51x1):

Measurement grid: dx=10mm, dy=10mm

Cursor:

ABM1 = -7.34852 dB A/m
 BWC Factor = -0.209001 dB
 Location: 3, -4, 363.7 mm

Scans CH600/z (axial) 16 x 16/ABM Interpolated Signal(x,y,z) (41x41x1):

Measurement grid: dx=10mm, dy=10mm

Cursor:

ABM1 = -5.13985 dB A/m
 BWC Factor = -0.209001 dB
 Location: 1.4, -3, 363.7 mm

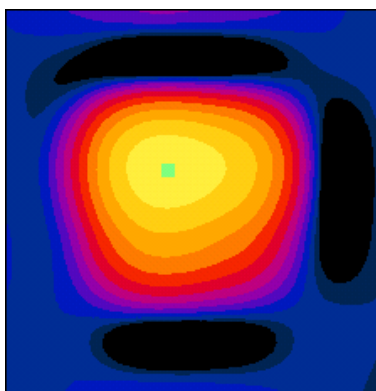
Point meas, TCoil on CH600/z (axial) at max z/ABM Noise(x,y,z) (1x1x1):

Measurement grid: dx=10mm, dy=10mm

Cursor:

ABM2 = -49.248 dB A/m
 Location: 1, -1, 363.7 mm

Z (axial) rough 50x50 scan:



0 dB = 1.00A/m

Point meas, TCoil on CH600/z (axial) at max z/ABM Signal(x,y,z) (1x1x1):

Measurement grid: dx=10mm, dy=10mm

Cursor:

ABM1 comp = -5.81648 dB A/m
 BWC Factor = -0.209998 dB
 Location: 1, -1, 363.7 mm

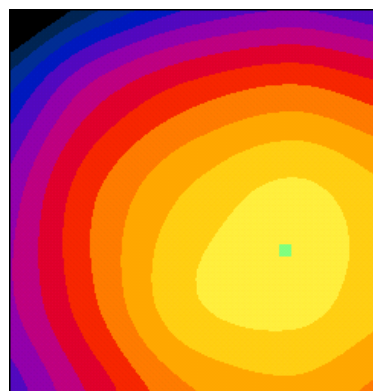
Point meas, TCoil on CH600/z (axial) at max z/ABM SNR(x,y,z) (1x1x1):

Measurement grid: dx=10mm, dy=10mm

Cursor:

ABM1/ABM2 = 43.4315 dB
 BWC Factor = -0.209998 dB
 Location: 1, -1, 363.7 mm

Z (axial) 16x16scan:



0 dB = 1.00A/m

X RADIAL MEASUREMENT: CDMA 1900 Channel 600

Equipment Setting:

DUT: S2410; Type: Cellular Phone ; Serial Number: 7211;
 Communication System: CDMA; Frequency: 1880 MHz; Duty Cycle: 1:1
 Medium parameters used: $\sigma = 0$ mho/m, $\epsilon_r = 1$; $\rho = 0$ kg/m³
 Phantom section: AMB with Coil Section

Date: 09/02/2008

DASY4 Configuration:

- Probe: AM1DV2 - 1045; ; Calibrated: 9/19/2007
- Sensor-Surface: 0mm (Fix Surface)
- Electronics: DAE4 Sn603; Calibrated: 10/15/2007
- Phantom: HAC Test Arch with Coil; Type: SD HAC P01 BA; Serial: 100x
- Measurement SW: DASY4, V4.7 Build 44; Postprocessing SW: SEMCAD, V1.8 Build 171

Scans CH600/x (longitudinal) 24 x 16/ABM Interpolated Signal(x,y,z) (61x41x1):

Measurement grid: dx=10mm, dy=10mm

Cursor:

ABM1 = -13.5555 dB A/m
 BWC Factor = -0.209001 dB
 Location: -7, -2.2, 363.7 mm

Point meas,TCoil on CH600/x (longitudinal) at max x/ABM Noise(x,y,z) (1x1x1):

Measurement grid: dx=10mm, dy=10mm

Cursor:

ABM2 = -56.8889 dB A/m
 Location: -7, -1, 363.7 mm

X (Radial) 24x16 scan:

Point meas,TCoil on CH600/x (longitudinal) at max x/ABM Signal(x,y,z) (1x1x1):

Measurement grid: dx=10mm, dy=10mm

Cursor:

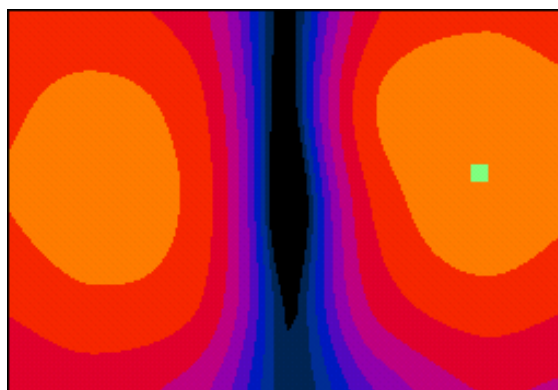
ABM1 comp = -13.9299 dB A/m
 BWC Factor = -0.209998 dB
 Location: -7, -1, 363.7 mm

Point meas,TCoil on CH600/x (longitudinal) at max x/ABM SNR(x,y,z) (1x1x1):

Measurement grid: dx=10mm, dy=10mm

Cursor:

ABM1/ABM2 = 42.959 dB
 BWC Factor = -0.209998 dB
 Location: -7, -1, 363.7 mm



0 dB = 1.00A/m

Y RADIAL MEASUREMENT: CDMA 1900 Channel 600

Equipment Setting:

DUT: S2410; Type: Cellular Phone ; Serial Number: 7211;
 Communication System: CDMA; Frequency: 1880 MHz; Duty Cycle: 1:1
 Medium parameters used: $\sigma = 0$ mho/m, $\epsilon_r = 1$; $\rho = 0$ kg/m³

Date: 09/02/2008

Phantom section: AMB with Coil Section

DASY4 Configuration:

- Probe: AM1DV2 - 1045; ; Calibrated: 9/19/2007
- Sensor-Surface: 0mm (Fix Surface)
- Electronics: DAE4 Sn603; Calibrated: 10/15/2007
- Phantom: HAC Test Arch with Coil; Type: SD HAC P01 BA; Serial: 100x
- Measurement SW: DASY4, V4.7 Build 44; Postprocessing SW: SEMCAD, V1.8 Build 171

Scans CH600/y (transversal) 16 x 24/ABM

Interpolated Signal(x,y,z) (41x61x1):

Measurement grid: dx=10mm, dy=10mm

Cursor:

ABM1 = -12.0857 dB A/m

BWC Factor = -0.209001 dB

Location: 1.4, -9, 363.7 mm

Point meas,TCoil on CH600/y (transversal) at max y/ABM Noise(x,y,z) (1x1x1):

Measurement grid: dx=10mm, dy=10mm

Cursor:

ABM2 = -58.8058 dB A/m

Location: 1, -9, 363.7 mm

Y (Radial) 16x24 scan:

Point meas,TCoil on CH600/y (transversal) at max y/ABM Signal(x,y,z) (1x1x1):

Measurement grid: dx=10mm, dy=10mm

Cursor:

ABM1 comp = -12.0018 dB A/m

BWC Factor = -0.209998 dB

Location: 1, -9, 363.7 mm

Point meas,TCoil on CH600/y (transversal) at max y/ABM SNR(x,y,z) (1x1x1):

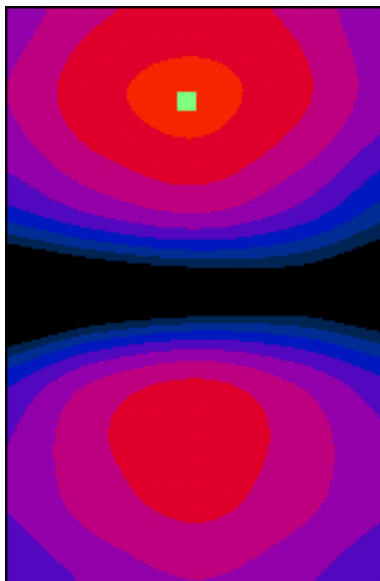
Measurement grid: dx=10mm, dy=10mm

Cursor:

ABM1/ABM2 = 46.804 dB

BWC Factor = -0.209998 dB

Location: 1, -9, 363.7 mm



0 dB = 1.00A/m

Z (AXIAL) MEASUREMENT: CDMA 1900 Channel 1175

Equipment Setting:

DUT: S2410; Type: Cellular Phone ; Serial Number: 7211;
 Communication System: CDMA; Frequency: 1910 MHz; Duty Cycle: 1:1
 Medium parameters used: $\sigma = 0$ mho/m, $\epsilon_r = 1$; $\rho = 0$ kg/m³

Date: 09/02/2008

Phantom section: AMB with Coil Section

DASY4 Configuration:

- Probe: AM1DV2 - 1045; ; Calibrated: 9/19/2007
- Sensor-Surface: 0mm (Fix Surface)
- Electronics: DAE4 Sn603; Calibrated: 10/15/2007
- Phantom: HAC Test Arch with Coil; Type: SD HAC P01 BA; Serial: 100x
- Measurement SW: DASY4, V4.7 Build 44; Postprocessing SW: SEMCAD, V1.8 Build 171

Scans CH1175/z (axial) rough 50 x 50/ABM Interpolated Signal(x,y,z) (51x51x1):

Measurement grid: dx=10mm, dy=10mm

Cursor:

ABM1 = -7.34433 dB A/m
 BWC Factor = -0.209001 dB
 Location: 4, -4, 363.7 mm

Scans CH1175/z (axial) 16 x 16/ABM Interpolated Signal(x,y,z) (41x41x1):

Measurement grid: dx=10mm, dy=10mm

Cursor:

ABM1 = -5.42104 dB A/m
 BWC Factor = -0.209001 dB
 Location: 1, -3, 363.7 mm

Point meas, TCoil on CH1175/z (axial) at max z/ABM Noise(x,y,z) (1x1x1):

Measurement grid: dx=10mm, dy=10mm

Cursor:

ABM2 = -47.7427 dB A/m
 Location: 1, -1, 363.7 mm

Point meas, TCoil on CH1175/z (axial) at max z/ABM Signal(x,y,z) (1x1x1):

Measurement grid: dx=10mm, dy=10mm

Cursor:

ABM1 comp = -5.38452 dB A/m
 BWC Factor = -0.209998 dB
 Location: 1, -1, 363.7 mm

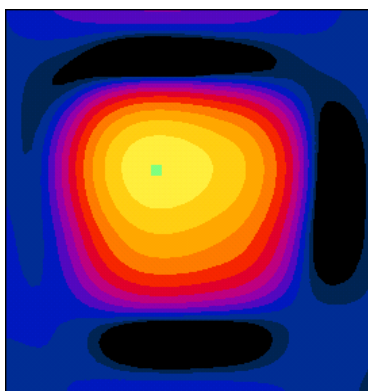
Point meas, TCoil on CH1175/z (axial) at max z/ABM SNR(x,y,z) (1x1x1):

Measurement grid: dx=10mm, dy=10mm

Cursor:

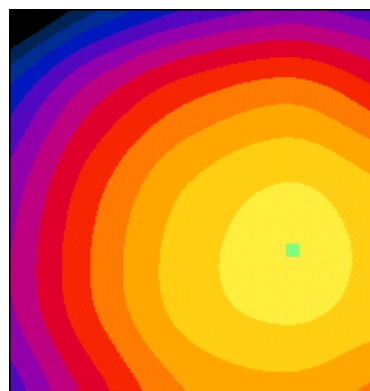
ABM1/ABM2 = 42.3582 dB
 BWC Factor = -0.209998 dB
 Location: 1, -1, 363.7 mm

Z (axial) rough 50x50 scan:



0 dB = 1.00A/m

Z (axial) 16x16 scan:



0 dB = 1.00A/m

X RADIAL MEASUREMENT: CDMA 1900 Channel 1175

Equipment Setting:

DUT: S2410; Type: Cellular Phone ; Serial Number: 7211;
 Communication System: CDMA; Frequency: 1910 MHz; Duty Cycle: 1:1
 Medium parameters used: $\sigma = 0$ mho/m, $\epsilon_r = 1$; $\rho = 0$ kg/m³
 Phantom section: AMB with Coil Section

Date: 09/02/2008

DASY4 Configuration:

- Probe: AM1DV2 - 1045; ; Calibrated: 9/19/2007
- Sensor-Surface: 0mm (Fix Surface)
- Electronics: DAE4 Sn603; Calibrated: 10/15/2007
- Phantom: HAC Test Arch with Coil; Type: SD HAC P01 BA; Serial: 100x
- Measurement SW: DASY4, V4.7 Build 44; Postprocessing SW: SEMCAD, V1.8 Build 171

Scans CH1175/x (longitudinal) 24 x 16/ABM Interpolated Signal(x,y,z) (61x41x1):

Measurement grid: dx=10mm, dy=10mm

Cursor:

ABM1 = -13.3399 dB A/m
 BWC Factor = -0.209001 dB
 Location: -7, -2.6, 363.7 mm

Point meas,TCoil on CH1175/x (longitudinal) at max x/ABM Noise(x,y,z) (1x1x1):

Measurement grid: dx=10mm, dy=10mm

Cursor:

ABM2 = -56.6419 dB A/m
 Location: -7, -1, 363.7 mm

X (Radial) 24x16 scan:

Point meas,TCoil on CH1175/x (longitudinal) at max x/ABM Signal(x,y,z) (1x1x1):

Measurement grid: dx=10mm, dy=10mm

Cursor:

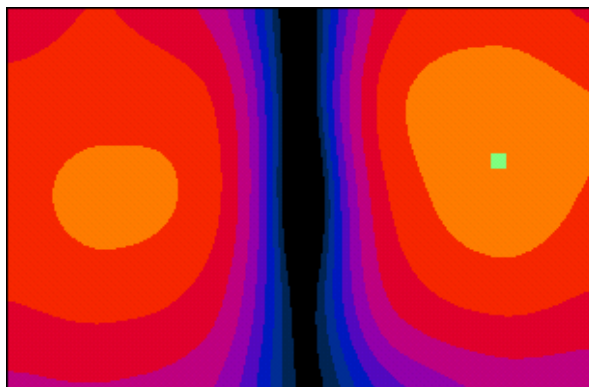
ABM1 comp = -14.4255 dB A/m
 BWC Factor = -0.209998 dB
 Location: -7, -1, 363.7 mm

Point meas,TCoil on CH1175/x (longitudinal) at max x/ABM SNR(x,y,z) (1x1x1):

Measurement grid: dx=10mm, dy=10mm

Cursor:

ABM1/ABM2 = 42.2164 dB
 BWC Factor = -0.209998 dB
 Location: -7, -1, 363.7 mm



0 dB = 1.00A/m

Y RADIAL MEASUREMENT: CDMA 1900 Channel 1175

Equipment Setting:

DUT: S2410; Type: Cellular Phone ; Serial Number: 7211;
 Communication System: CDMA; Frequency: 1910 MHz; Duty Cycle: 1:1
 Medium parameters used: $\sigma = 0$ mho/m, $\epsilon_r = 1$; $\rho = 0$ kg/m³
 Phantom section: AMB with Coil Section

Date: 09/02/2008

DASY4 Configuration:

- Probe: AM1DV2 - 1045; ; Calibrated: 9/19/2007
- Sensor-Surface: 0mm (Fix Surface)
- Electronics: DAE4 Sn603; Calibrated: 10/15/2007
- Phantom: HAC Test Arch with Coil; Type: SD HAC P01 BA; Serial: 100x
- Measurement SW: DASY4, V4.7 Build 44; Postprocessing SW: SEMCAD, V1.8 Build 171

Scans CH1175/y (transversal) 16 x 24/ABM Interpolated Signal(x,y,z) (41x61x1):

Measurement grid: dx=10mm, dy=10mm

Cursor:

ABM1 = -12.5252 dB A/m
 BWC Factor = -0.209001 dB
 Location: 0.6, -9.4, 363.7 mm

Point meas,TCoil on CH1175/y (transversal) at max y/ABM Noise(x,y,z) (1x1x1):

Measurement grid: dx=10mm, dy=10mm

Cursor:

ABM2 = -58.4828 dB A/m
 Location: 1, -9, 363.7 mm

Point meas,TCoil on CH1175/y (transversal) at max y/ABM Signal(x,y,z) (1x1x1):

Measurement grid: dx=10mm, dy=10mm

Cursor:

ABM1 comp = -12.502 dB A/m
 BWC Factor = -0.209998 dB
 Location: 1, -9, 363.7 mm

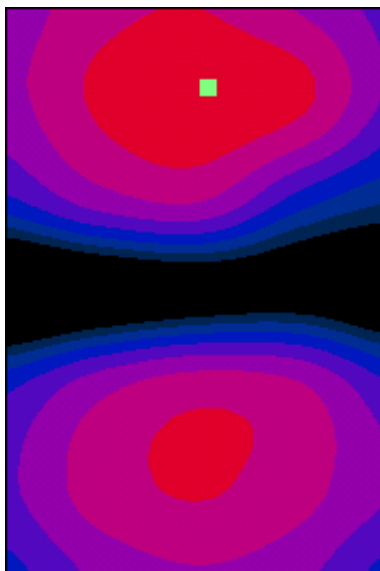
Point meas,TCoil on CH1175/y (transversal) at max y/ABM SNR(x,y,z) (1x1x1):

Measurement grid: dx=10mm, dy=10mm

Cursor:

ABM1/ABM2 = 45.9809 dB
 BWC Factor = -0.209998 dB
 Location: 1, -9, 363.7 mm

Y (Radial) 16x24 scan:



0 dB = 1.00A/m