



Photos

Test of USB Meter Reader according to FCC requirements

Performed for Kamstrup A/S

Page 1 of 8

This exhibit is an extract of

DELTA Test Report T203210-3

DANAK-19/12505

22 October 2012

containing only the photos of the test set-ups

DELTA

Venlighedsvej 4

2970 Hørsholm

Denmark

Tel. +45 72 19 40 00

Fax +45 72 19 40 01

www.delta.dk

VAT No. 12275110



Photo 4.1.1 Test setup regarding measurement of radio conducted limits, AC Mains.



Photo 4.1.2 Test setup regarding measurement of conducted limits, AC Mains.



Photo 4.2.1 Test setup regarding measurement of radio conducted limits, AC Mains.



Photo 4.2.2 Test setup regarding measurement of conducted limits, AC Mains.



Photo 4.3.1 Test setup regarding measurement radiated limits below 1 GHz.



Photo 4.3.2 Test setup regarding measurement radiated limits below 1 GHz.




Photo 4.4.1 Test setup regarding measurement radiated limits above 1 GHz.




Photo 4.5.1 Test setup regarding measurement radiated limits below 1 GHz.




Photo 4.5.2 Test setup regarding measurement radiated limits below 1 GHz.



Photo 4.6.1 Test setup regarding measurement radiated limits above 1 GHz.



Photo 4.6.2 Test setup regarding measurement radiated limits above 1 GHz.




Photo 4.10.1 Test setup for all conducted measurements:
Antenna conducted emission
6 dB bandwidth
Occupied bandwidth & band edge compliance
Power spectral density