
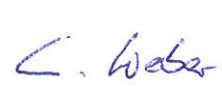


<b>RADIO REPORT</b> <b>FCC 47 CFR Part 15C</b> <b>ISED Canada RSS-247</b> <b>Digital transmission systems operating within the 902 – 928 MHz band</b>	
<b>Report Reference No</b>	G0M-2002-8868-TFC247DT-V01
<b>Testing Laboratory</b>	Eurofins Product Service GmbH
<b>Address</b>	Storkower Str. 38c 15526 Reichenwalde Germany
<b>Accreditation</b>	 <p>DAkkS - Registration number : D-PL-12092-01-03 (ISED)                      ISED Testing Laboratory site: 3470A-2                      DAkkS - Registration number : D-PL-12092-01-04 (FCC)                      FCC Filed Test Laboratory, Reg.-No.: 96970</p>
<b>Applicant</b>	Kamstrup A/S
<b>Address</b>	Industrivej 28 8660 Skanderborg DENMARK
<b>Test Specification</b>	47 CFR Part 15C RSS-247, Issue 2, 2017-02 RSS-Gen, Issue 5, Amendment 1, 2019-03
<b>Non-Standard Test Method</b>	None
<b>Equipment under Test (EUT):</b>	
<b>Product Description</b>	Meter Transmit Unit
<b>Model(s)</b>	Ready MTU
<b>Additional Model(s)</b>	None
<b>Brand Name(s)</b>	Kamstrup
<b>Hardware Version(s)</b>	Assembly: 5915611, rev 00; PCB BOM: 55501820, rev E1
<b>Software Version(s)</b>	Software: 50981561, rev B1; Initiation file: 55141891, rev A1
<b>FCC-ID</b>	OUY-READYMTU
<b>IC</b>	22376-READYMTU
<b>Test Result</b>	<b>PASSED</b>

<b>Possible test case verdicts:</b>		
Required by standard but not tested	N/T	
Not required by standard	N/R	
Not applicable to EUT	N/A	
Test object does meet the requirement	P(PASS)	
Test object does not meet the requirement	F(FAIL)	
<b>Testing:</b>		
Test Lab Temperature	20 - 23 °C	
Test Lab Humidity	32 – 38 %	
Date of receipt of test item	2020-04-07	
<b>Report:</b>		
Compiled by	Toralf Jahn	
Tested by (+ signature) (Responsible for Test)	Toralf Jahn	 .....
Approved by (+ signature) (Head of Lab)	Christian Weber	 .....
Date of Issue	2020-05-27	
Total number of pages	234	
<b>General Remarks:</b>		
<p>The test results presented in this report relate only to the object tested.</p> <p>The results contained in this report reflect the results for this particular model and serial number. It is the responsibility of the manufacturer to ensure that all production models meet the intent of the requirements detailed within this report.</p> <p>This report shall not be reproduced, except in full, without the written approval of the Issuing testing laboratory.</p>		
<b>Additional Comments:</b>		

## VERSION HISTORY

Version History			
Version	Issue Date	Remarks	Revised By
01	2020-05-27	Initial Release	

## ABBREVIATIONS AND ACRONYMS

Acronyms	
Acronym	Description
EUT	Equipment Under Test
FCC	Federal Communications Commission
ISED	Innovation, Science and Economic Development Canada
RBW	Resolution bandwidth
RMS	Root mean square
VBW	Video bandwidth
V <sub>NOM</sub>	Nominal supply voltage

## REPORT INDEX

<b>1</b>	<b>Equipment (Test Item) Under Test.....</b>	<b>6</b>
1.1	Photos – Equipment External.....	7
1.2	Photos – Equipment Internal.....	11
1.3	Photos – Test Setup.....	13
1.4	Support Equipment.....	16
1.5	Test mode duty cycle.....	17
1.6	Test Modes.....	19
1.7	Test Frequencies.....	20
1.8	Sample emission level calculation.....	21
<b>2</b>	<b>Result Summary.....</b>	<b>22</b>
<b>3</b>	<b>Test Conditions and Results.....</b>	<b>23</b>
3.1	Test Conditions and Results - Occupied bandwidth.....	23
3.2	Test Conditions and Results - 6 dB bandwidth.....	28
3.3	Test Conditions and Results - Maximum peak conducted output power.....	33
3.4	Test Conditions and Results - Power spectral density.....	35
3.5	Test Conditions and Results - Band-edge compliance.....	40
3.6	Test Conditions and Results - Conducted spurious emissions.....	44
3.7	Test Conditions and Results - Transmitter radiated emissions.....	49
3.8	Test Conditions and Results - Receiver radiated emissions.....	52
ANNEX A	Transmitter spurious emissions.....	55
ANNEX B	Receiver spurious emissions.....	145

## 1 Equipment (Test Item) Under Test

Description	Meter Transmit Unit	
Model	Ready MTU	
Additional Model(s)	None	
Brand Name(s)	Kamstrup	
Serial Number(s)	73600016 (radiated sample, ID 28927) 73600014 (conducted sample, ID 28930)	
Hardware Version(s)	Assembly: 5915611, rev 00; PCB BOM: 55501820, rev E1	
Software Version(s)	Software: 50981561, rev B1; Initiation file: 55141891, rev A1	
PMN	READy MTU	
HVIN	66962201D00820	
FVIN	50981561, rev B1, 55141891, rev A1	
HMN	N/A	
FCC-ID	OUY-READYMTU	
IC	22376-READYMTU	
Equipment type	End Product	
Radio type	Transceiver	
Assigned frequency bands	902.0 - 928.0 MHz	
Radio technology	Digital Modulation	
Modulation	2-FSK	
Number of antenna ports	1	
Antenna 1	Type	external, rod antenna
	Model	1653094
	Manufacturer	Kamstrup A/S
	Gain	-2.0 dBi
Antenna 2	Type	external, wall antenna 2 meters cable length
	Model	6699490
	Manufacturer	Kamstrup A/S
	Gain	-1.6 dBi
Antenna 3	Type	external, pit antenna 0.6 meters cable length
	Model	6697916
	Manufacturer	Kamstrup A/S
	Gain	1.2 dBi
Supply Voltage	V <sub>NOM</sub>	3.66 VDC (lithium battery)
Operating Temperature	T <sub>NOM</sub>	25 °C
AC/DC-Adaptor	Model	none
	Vendor	none
	Input	none
	Output	none
Manufacturer	Kamstrup A/S Industrivej 28 8660 Skanderborg DENMARK	

**1.4 Support Equipment**

Product Type	Device	Manufacturer	Model	Comment
AE	Honeywell meter	Honeywell + Kamstrup	VS2820181 + 5000-491	Typical load for 3 wire interface
AE	Laboratory power supply	KORAD	KD6005P	The EUT battery does not last to perform the tests. Therefore an external power supply was necessary.
CBL	Auxillary cable			To connect EUT and power supply.
SFT	Device Control Tool	Kamstrup	ver. 0.05	Tool for controlling RF modules and meters
Description:				
AE	Auxiliary Equipment			
SIM	Simulator			
CBL	Connecting Cable			
SFT	Software			
Comment:				

## 1.5 Test mode duty cycle


### 1.5.1 Information

Test Information	
Measurement Method	ANSI C63.10 11.6

### 1.5.2 Requirements

Requirements	
Duty cycle	Duty cycle correction
≥ 98 %	No correction required
< 98 %	Correction required ( $10 \times \log_{10}(1/DC)$ )

### 1.5.3 Setup



### 1.5.4 Equipment

Test Equipment					
Description	Manufacturer	Model	Identifier	Cal. Date	Cal. Due
Spectrum Analyzer	R&S	FSW 43	EF00896	2019-07	2020-07

### 1.5.5 Procedure

Test Procedure
<ol style="list-style-type: none"> <li>1. EUT set to test mode</li> <li>2. Span is set to zero span</li> <li>3. Detector set to peak</li> <li>4. Sweep time is set long enough to capture at least 5 bursts</li> <li>5. Envelope peak value of emission spectrum is selected</li> <li>6. The maximum burst duration <math>T_{ON}</math> is measured using two markers set to the start and the end of the longest burst</li> <li>7. The minimum idle duration <math>T_{OFF}</math> is measured using two markers set to the start and the end of the shortest idle period</li> <li>8. The duty cycle is calculated by <math>DC = T_{ON} / (T_{ON} + T_{OFF})</math></li> <li>9. The duty cycle correction is calculated by <math>DC = 10 \times \log_{10}(T_{ON} / (T_{ON} + T_{OFF}))</math></li> </ol>



## 1.5.6 Results

Duty Cycle Results		
Mode	Duty Cycle	Correction Factor [dB]
Transmit	100%	0

**1.6 Test Modes**

Mode	Description
Transmit	Mode = Transmit Modulation = 2-FSK Duty cycle = 100 %
Receive	Mode = Receive Modulation = 2-FSK
Comment:	

### 1.7 Test Frequencies

Designator	Mode	Channel	Frequency [MHz]
F1	Tx / Rx	1	912.5
F2	Tx / Rx	2	915.0
F3	Tx / Rx	3	918.5

### 1.8 Sample emission level calculation

The following is a description of terms and a sample calculation, as appears in the radiated emissions data table. The numbers used in the calculation are for example only. There is no direct correlation to the specific data taken for the product described in this document:

Reading:

This is the reading obtained on the spectrum analyzer in dB $\mu$ V. Any external preamplifiers used are taken into account through internal analyzer settings.

A.F.:

This is the antenna factor for the receiving antenna. It is a conversion factor, which converts electric fields strengths to voltages, which can be measured directly on the spectrum analyzer. It is treated as a loss in dB. Cable losses have been included with the A.F. to simplify the calculations. The antenna factor is used in calculations as follows:

$$\text{Reading on Analyzer (dB}\mu\text{V)} + \text{A.F. (dB/m)} = \text{Net field strength (dB}\mu\text{V/m)}$$

Net:

This is the net field strength measurement (as shown above).

Limit:

This is the FCC Class B radiated emission limit (in units of dB $\mu$ V/m). The FCC limits are given in units of  $\mu$ V/m. The following formula is used to convert the units of  $\mu$ V/m to dB $\mu$ V/m:

$$\text{Limit (dB}\mu\text{V/m)} = 20 \cdot \log(\mu\text{V/m})$$

Margin:

This is the margin of compliance below the FCC limit. The units are given in dB. A negative margin indicates the emission was below the limit. A positive margin indicates that the emission exceeds the limit.

Example only:

Reading + AF	=	Net Reading	:	Net reading - FCC limit	=	Margin
+21.5 dB $\mu$ V + 26 dB/m		= 47.5 dB $\mu$ V/m		47.5 dB $\mu$ V/m - 57.0 dB $\mu$ V/m		= -9.5 dB

## 2 Result Summary

FCC 47 CFR Part 15C, ISED RSS-247				
Product Standard Reference	Requirement	Reference Method	Result	Remarks
ISED RSS-Gen, Issue 5 (section 6.6)	Occupied Bandwidth	ANSI C63.10-2013	N/R	Informational only
FCC § 15.247(a)(2) ISED RSS-247, Issue 2 (section 5.2)	6 dB Bandwidth	ANSI C63.10-2013	PASS	
FCC § 15.247(b)(1) ISED RSS-247, Issue 2 (section 5.4)	Maximum peak conducted power	ANSI C63.10-2013	PASS	
FCC § 15.247(e) ISED RSS-247, Issue 2 (section 5.2)	Power spectral density	ANSI C63.10-2013	PASS	
FCC § 15.207 ISED RSS-247, Issue 2 (section 3.1)	AC power line conducted emissions	ANSI C63.10-2013	N/R	No direct or indirect connection to AC mains
FCC § 15.247(d) ISED RSS-247, Issue 2 (section 5.5)	Band edge compliance	ANSI C63.10-2013	PASS	
FCC § 15.247(d) ISED RSS-247, Issue 2 (section 5.5)	Conducted spurious emissions	ANSI C63.10-2013	PASS	
FCC § 15.247(d) FCC § 15.209 ISED RSS-Gen, Issue 5 (section 6.13)	Transmitter radiated spurious emissions	ANSI C63.10-2013	PASS	
ISED RSS-247, Issue 2 (section 3.1)	Receiver radiated spurious emissions	ANSI C63.10-2013	PASS	
Comment:				

Possible Test Case Verdicts	
PASS	Test object does meet the requirements
FAIL	Test object does not meet the requirements
N/T	Required by standard but not tested
N/R	Not required by standard for the test object

### 3 Test Conditions and Results

#### 3.1 Test Conditions and Results - Occupied bandwidth


##### 3.1.1 Information

Test Information	
Reference	ISED RSS-Gen, Issue 5 (section 6.6)
Measurement Method	ANSI C63.10 6.9.3
Operator	Toralf Jahn
Date	2020-04-21

##### 3.1.2 Limits

Limits
None (Informational only)

##### 3.1.3 Setup



##### 3.1.4 Equipment

Test Equipment					
Description	Manufacturer	Model	Identifier	Cal. Date	Cal. Due
Spectrum Analyzer	R&S	FSW 43	EF00896	2019-07	2020-07

##### 3.1.5 Procedure

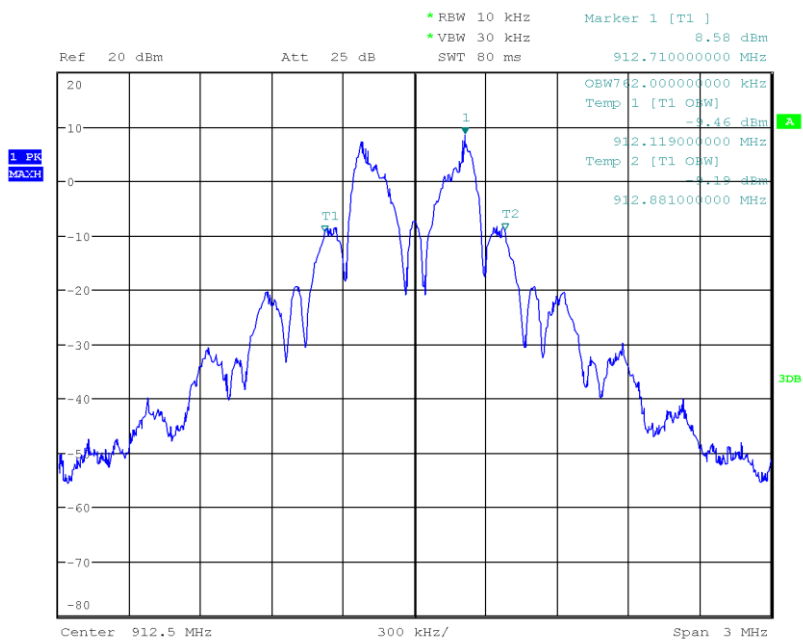
Test Procedure
<ol style="list-style-type: none"> <li>1. EUT transmitter is activated in test mode under normal conditions</li> <li>2. The spectrum analyzer is set to peak detection and maximum hold with a span twice the emission spectrum</li> <li>3. The resolution bandwidth is set to the range of 1 % to 5 % of the occupied bandwidth</li> <li>4. The occupied bandwidth is measured with the build-in analyzer function</li> </ol>

## 3.1.6 Results

Test Results		
Mode	Frequency [MHz]	Bandwidth [MHz]
Transmit	912.5	0.762
Transmit	915.0	0.762
Transmit	918.5	0.762

### Occupied Bandwidth

Project Number: G0M-2002-8868  
 Applicant: Kamstrup A/S  
 Model Description: Meter Transmit Unit  
 Model: Ready MTU  
 Test Sample ID: 28930  
 Reference Standards: FCC 15.247, RSS-247  
 Reference Method: ANSI C63.10:2013, Section 6.9.3  
 Operational Mode: 2-FSK, Channel: 912.5 MHz  
 Operating Conditions: Tnom/Vnom  
 Operator: Toralf Jahn  
 Test Site: Eurofins Product Service GmbH  
 Test Date: 2020-04-21  
 Occupied Bandwidth [MHz]: 0.762



Date: 21.APR.2020 15:25:39



### Occupied Bandwidth

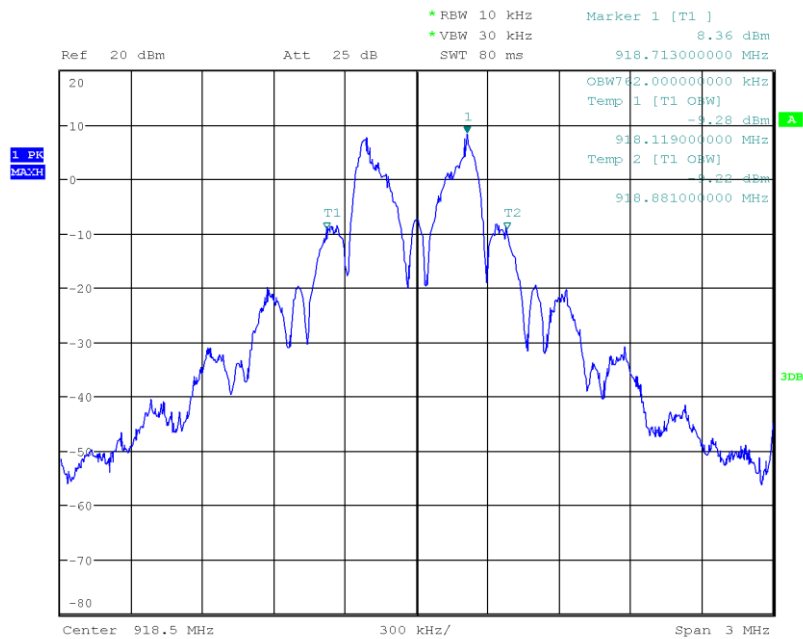
Project Number: G0M-2002-8868  
 Applicant: Kamstrup A/S  
 Model Description: Meter Transmit Unit  
 Model: Ready MTU  
 Test Sample ID: 28930  
 Reference Standards: FCC 15.247, RSS-247  
 Reference Method: ANSI C63.10:2013, Section 6.9.3  
 Operational Mode: 2-FSK, Channel: 915 MHz  
 Operating Conditions: Tnom/Vnom  
 Operator: Toralf Jahn  
 Test Site: Eurofins Product Service GmbH  
 Test Date: 2020-04-21  
 Occupied Bandwidth [MHz]: 0.762



Date: 21.APR.2020 15:33:28

### Occupied Bandwidth

Project Number: G0M-2002-8868  
 Applicant: Kamstrup A/S  
 Model Description: Meter Transmit Unit  
 Model: Ready MTU  
 Test Sample ID: 28930  
 Reference Standards: FCC 15.247, RSS-247  
 Reference Method: ANSI C63.10:2013, Section 6.9.3  
 Operational Mode: 2-FSK, Channel: 918.5 MHz  
 Operating Conditions: Tnom/Vnom  
 Operator: Toralf Jahn  
 Test Site: Eurofins Product Service GmbH  
 Test Date: 2020-04-21  
 Occupied Bandwidth [MHz]: 0.762



Date: 21.APR.2020 15:47:25

### 3.2 Test Conditions and Results - 6 dB bandwidth


#### 3.2.1 Information

Test Information	
Reference	FCC § 15.247(a)(2); ISED RSS-247, Issue 2 (section 5.2)
Measurement Method	ANSI C63.10 11.8
Operator	Toralf Jahn
Date	2020-04-21

#### 3.2.2 Limits

Limits
≥ 500kHz

#### 3.2.3 Setup



#### 3.2.4 Equipment

Test Equipment					
Description	Manufacturer	Model	Identifier	Cal. Date	Cal. Due
Spectrum Analyzer	R&S	FSW 43	EF00896	2019-07	2020-07

#### 3.2.5 Procedure

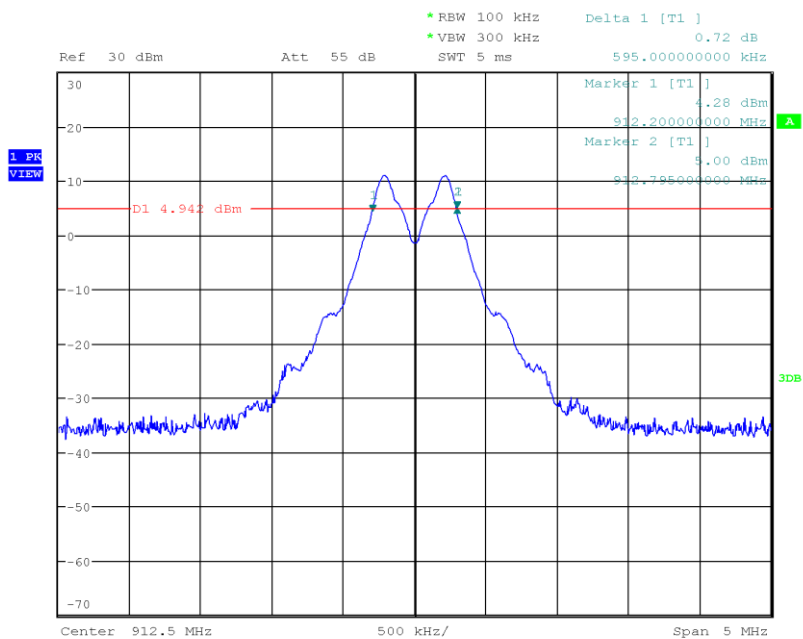
Test Procedure
<ol style="list-style-type: none"> <li>1. EUT set to test mode</li> <li>2. Span set to at least twice the emission spectrum</li> <li>3. Detector set to peak and max hold and RBW is set to 100 kHz</li> <li>4. Envelope peak value of emission spectrum is selected</li> <li>5. Marker on envelope of spectrum is set to level of -6 dB to the left of the peak</li> <li>6. Marker on envelope of spectrum is set to level of -6 dB to the right of the peak</li> <li>7. 6 dB Bandwidth is determined by marker frequency separation</li> </ol>

## 3.2.6 Results

Test Results				
Mode	Frequency [MHz]	Bandwidth [kHz]	Limit [kHz]	Verdict
Transmit	912.5	595	500	PASS
Transmit	915.0	585	500	PASS
Transmit	918.5	590	500	PASS

### DTS (6 dB) Bandwidth

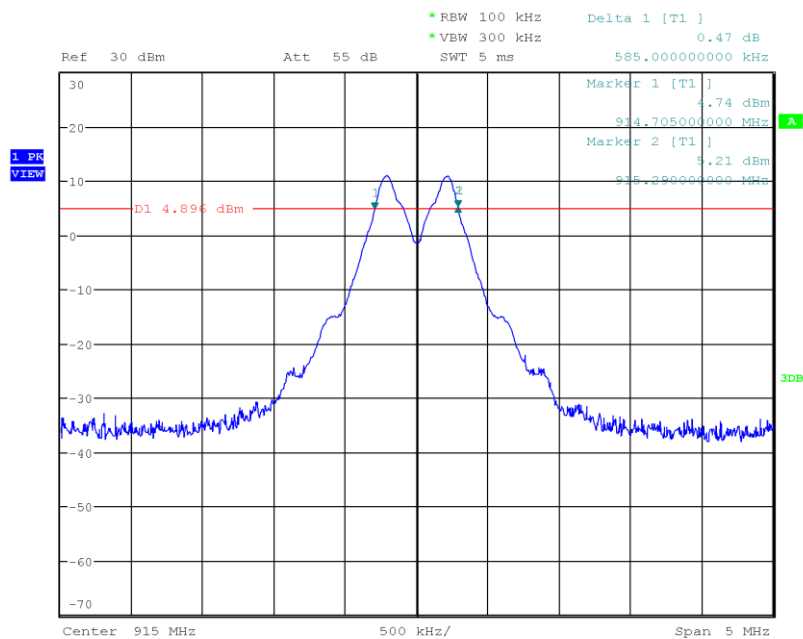
Project Number: G0M-2002-8868  
 Applicant: Kamstrup A/S  
 Model Description: Meter Transmit Unit  
 Model: Ready MTU  
 Test Sample ID: 28930  
 Reference Standards: FCC 15.247, RSS-247  
 Reference Method: ANSI C63.10:2013, Section 11.8.1 Option 1  
 Operational Mode: 2-FSK, Channel: 912.5 MHz  
 Operating Conditions: Tnom/Vnom  
 Operator: Toralf Jahn  
 Test Site: Eurofins Product Service GmbH  
 Test Date: 2020-04-21  
 Lower Frequency [MHz]: 912.200  
 Upper Frequency [MHz]: 912.795  
 6 dB Bandwidth [kHz]: 595



Date: 21.APR.2020 15:28:04

### DTS (6 dB) Bandwidth

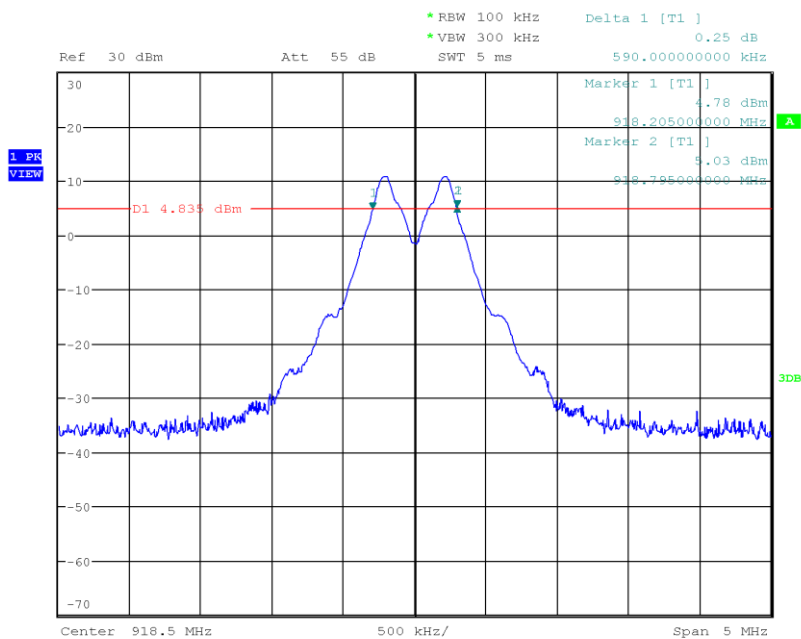
Project Number: G0M-2002-8868  
 Applicant: Kamstrup A/S  
 Model Description: Meter Transmit Unit  
 Model: Ready MTU  
 Test Sample ID: 28930  
 Reference Standards: FCC 15.247, RSS-247  
 Reference Method: ANSI C63.10:2013, Section 11.8.1 Option 1  
 Operational Mode: 2-FSK, Channel: 915 MHz  
 Operating Conditions: Tnom/Vnom  
 Operator: Toralf Jahn  
 Test Site: Eurofins Product Service GmbH  
 Test Date: 2020-04-21  
 Lower Frequency [MHz]: 914.705  
 Upper Frequency [MHz]: 915.290  
 6 dB Bandwidth [kHz]: 585



Date: 21.APR.2020 15:34:18

### DTS (6 dB) Bandwidth

Project Number: G0M-2002-8868  
 Applicant: Kamstrup A/S  
 Model Description: Meter Transmit Unit  
 Model: Ready MTU  
 Test Sample ID: 28930  
 Reference Standards: FCC 15.247, RSS-247  
 Reference Method: ANSI C63.10:2013, Section 11.8.1 Option 1  
 Operational Mode: 2-FSK, Channel: 918.5 MHz  
 Operating Conditions: Tnom/Vnom  
 Operator: Toralf Jahn  
 Test Site: Eurofins Product Service GmbH  
 Test Date: 2020-04-21  
 Lower Frequency [MHz]: 918.205  
 Upper Frequency [MHz]: 918.795  
 6 dB Bandwidth [kHz]: 590



Date: 21.APR.2020 15:49:35

### 3.3 Test Conditions and Results - Maximum peak conducted output power


#### 3.3.1 Information

Test Information	
Reference	FCC § 15.247(b)(1); ISED RSS-247, Issue 2 (section 5.4)
Measurement Method	ANSI C63.10 11.9.1
Operator	Toralf Jahn
Date	2020-04-21

#### 3.3.2 Limits

Limits
1 W (30 dBm)
The conducted output power limit specified above is based on the use of antennas with directional gains that do not exceed 6 dBi. If transmitting antennas of directional gain greater than 6 dBi are used, the conducted output power from the intentional radiator shall be reduced below the stated values in the table, as appropriate, by the amount in dB that the directional gain of the antenna exceeds 6 dBi.

#### 3.3.3 Setup



#### 3.3.4 Equipment

Test Equipment					
Description	Manufacturer	Model	Identifier	Cal. Date	Cal. Due
Spectrum Analyzer	R&S	FSW 43	EF00896	2019-07	2020-07

#### 3.3.5 Procedure

Test Procedure
<ol style="list-style-type: none"> <li>1. EUT set to test mode (Communication tester is used if needed)</li> <li>2. Analyzer resolution bandwidth is set <math>\geq</math> DTS bandwidth</li> <li>3. Detector set to peak and max hold</li> <li>4. Sweep time is set to auto</li> <li>5. After the trace has stabilized a marker is set to peak of envelope</li> </ol>



## 3.3.6 Results

Test Results				
Channel [MHz]	Power [dBm]	Power [W]	Limit [W]	Verdict
912.5	12.629	0.0183	1.0	PASS
915.0	12.598	0.0182	1.0	PASS
918.5	12.476	0.0177	1.0	PASS

### 3.4 Test Conditions and Results - Power spectral density


#### 3.4.1 Information

Test Information	
Reference	FCC § 15.247(e); ISED RSS-247, Issue 2 (section 5.2)
Measurement Method	ANSI C63.10 11.10.2, 14.3.2
Operator	Toralf Jahn
Date	2020-04-22

#### 3.4.2 Limits

Limits
8 dBm / 3 kHz

#### 3.4.3 Setup



#### 3.4.4 Equipment

Test Equipment					
Description	Manufacturer	Model	Identifier	Cal. Date	Cal. Due
Spectrum Analyzer	R&S	FSW 43	EF00896	2019-07	2020-07

#### 3.4.5 Procedure

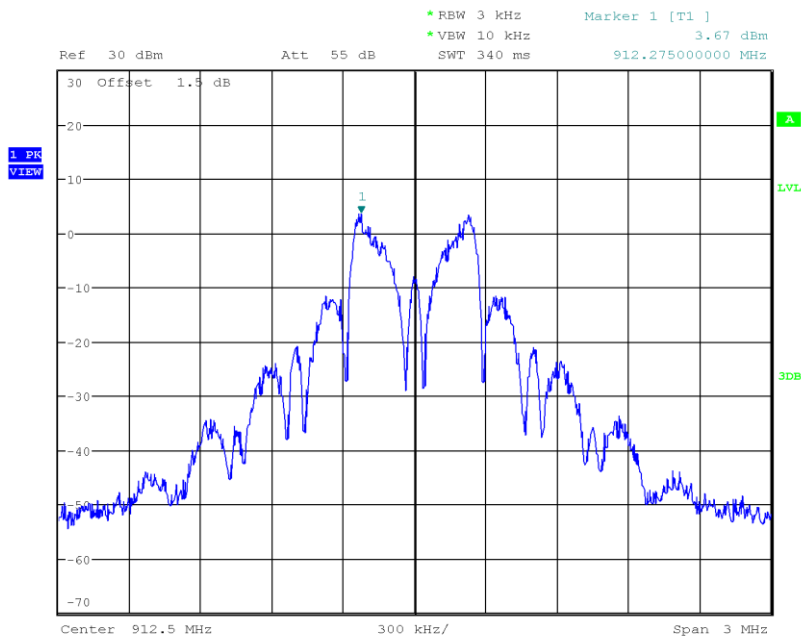
Test Procedure
<ol style="list-style-type: none"> <li>1. EUT set to test mode</li> <li>2. The analyzer is set to DTS channel center frequency with a span of 1.5 times the DTS bandwidth</li> <li>3. The RBW is set to 100 kHz with VBW <math>\geq</math> RBW and the detector is set to peak with max hold</li> <li>4. After the trace has stabilized a marker is set to the envelope maximum</li> <li>5. If the power spectral density is above the limit the RBW is reduced (not lower than 3 kHz) and the measurement is repeated</li> <li>6. If the EUT has more than one transmit chain the procedure is repeated for each transmit chain</li> </ol>

## 3.4.6 Results

Test Results			
Channel [MHz]	PSD [dBm/RBW]	Limit [dBm/3kHz]	Verdict
912.5	3.672	8.0	PASS
915.0	3.977	8.0	PASS
918.5	3.871	8.0	PASS
RBW = 3 kHz			

### Peak Power Spectral Density

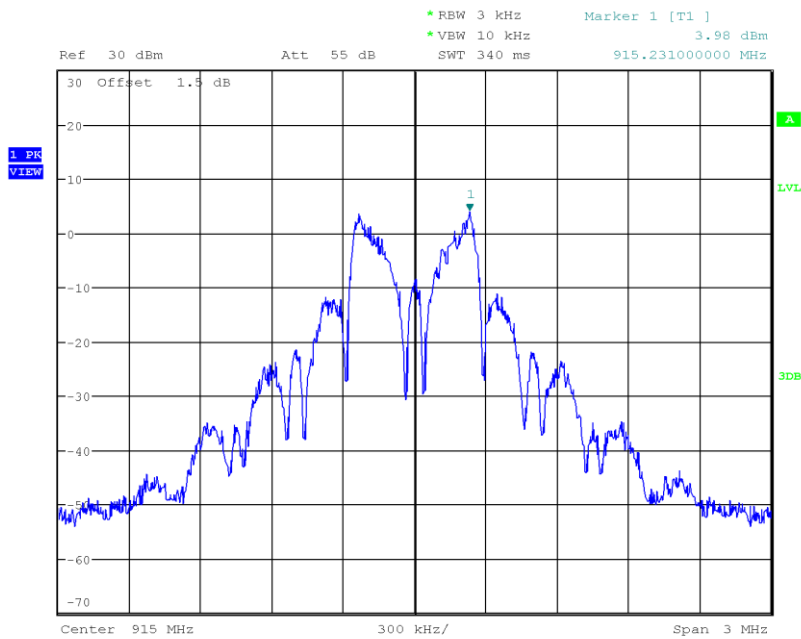
Project Number: G0M-2002-8868  
 Applicant: Kamstrup A/S  
 Model Description: Meter Transmit Unit  
 Model: Ready MTU  
 Test Sample ID: 28930  
 Reference Standards: FCC 15.247, RSS-247  
 Reference Method: ANSI C63.10:2013, Section 11.10.2  
 Operational Mode: 2-FSK, Channel: 912.5 MHz  
 Operating Conditions: Tnom/Vnom  
 Operator: Toralf Jahn  
 Test Site: Eurofins Product Service GmbH  
 Test Date: 2020-04-22  
 Peak Frequency [MHz]: 912.275  
 Spectral Density [dBm/RBW]: 3.672  
 Resolution Bandwidth [kHz]: 3 kHz



Date: 22.APR.2020 10:01:28

### Peak Power Spectral Density

Project Number: G0M-2002-8868  
 Applicant: Kamstrup A/S  
 Model Description: Meter Transmit Unit  
 Model: Ready MTU  
 Test Sample ID: 28930  
 Reference Standards: FCC 15.247, RSS-247  
 Reference Method: ANSI C63.10:2013, Section 11.10.2  
 Operational Mode: 2-FSK, Channel: 915 MHz  
 Operating Conditions: Tnom/Vnom  
 Operator: Toralf Jahn  
 Test Site: Eurofins Product Service GmbH  
 Test Date: 2020-04-22  
 Peak Frequency [MHz]: 915.231  
 Spectral Density [dBm/RBW]: 3.977  
 Resolution Bandwidth [kHz]: 3 kHz



Date: 22.APR.2020 11:24:25



### 3.5 Test Conditions and Results - Band-edge compliance


#### 3.5.1 Information

Test Information	
Reference	FCC § 15.247(d); ISED RSS-247, Issue 2 (section 5.5)
Measurement Method	ANSI C63.10 11.13
Operator	Toralf Jahn
Date	2020-04-22

#### 3.5.2 Limits

Limits	
Power Measurement	Out-of-band attenuation [dB]
Peak	20
RMS	30

#### 3.5.3 Setup



#### 3.5.4 Equipment

Test Equipment					
Description	Manufacturer	Model	Identifier	Cal. Date	Cal. Due
Spectrum Analyzer	R&S	FSW 43	EF00896	2019-07	2020-07

#### 3.5.5 Procedure

Test Procedure
<ol style="list-style-type: none"> <li>1. EUT set to test mode (Communication tester is used if needed)</li> <li>2. Span set around lower band edge and detector is set to peak and max hold</li> <li>3. Resolution bandwidth is set to 100 kHz</li> <li>4. Markers are set to peak emission levels within frequency band and outside frequency band</li> <li>5. Band edge attenuation is determined from level difference</li> </ol>

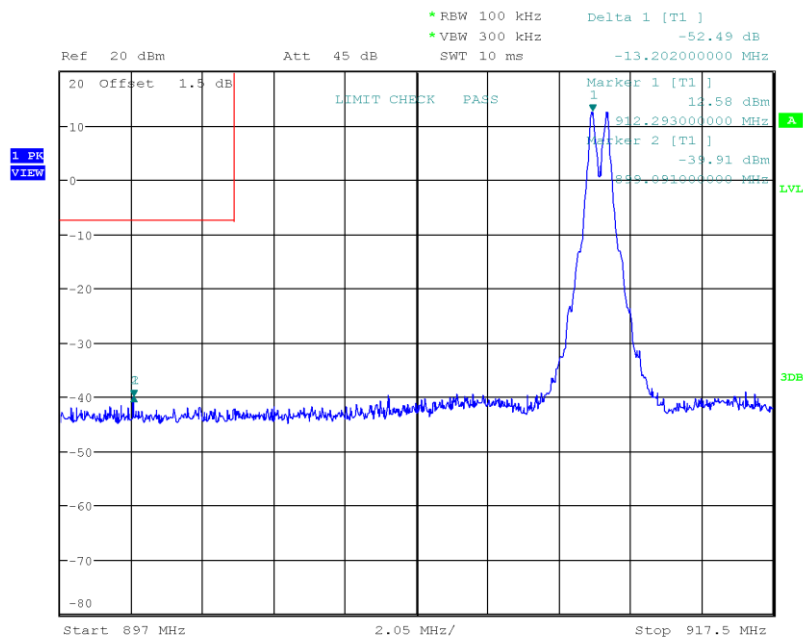
## 3.5.6 Results

Test Results				
Mode	Channel [MHz]	Out-of-band Attenuation [dB]	Limit [dB]	Verdict
Transmit	912.5	-52.49	-20	PASS
Transmit	918.5	-53.95	-20	PASS



### Emissions in nonrestricted frequency bands at the Band-edge

Project Number: G0M-2002-8868  
 Applicant: Kamstrup A/S  
 Model Description: Meter Transmit Unit  
 Model: Ready MTU  
 Test Sample ID: 28930  
 Reference Standards: FCC 15.247, RSS-247  
 Reference Method: ANSI C63.10:2013, Section 6.10  
 Operational Mode: single frequency, Channel: 912.5 MHz  
 Operating Conditions: Tnom/Vnom  
 Operator: Toralf Jahn  
 Test Site: Eurofins Product Service GmbH  
 Test Date: 2020-04-22  
 Band-edge: Lower  
 In-band Frequency [MHz]: 912.293  
 Max. in-band Level [dBm/100 kHz]: 12.58  
 Out-of-band Frequency [MHz]: 899.091  
 Max. out-of-band Level [dBm/100 kHz]: -39.911  
 Attenuation [dB]: -52.49



Date: 22.APR.2020 10:05:56



### 3.6 Test Conditions and Results - Conducted spurious emissions


#### 3.6.1 Information

Test Information	
Reference	FCC § 15.247(d); ISED RSS-247, Issue 2 (section 5.5)
Measurement Method	ANSI C63.10 11.11
Operator	Toralf Jahn
Date	2020-04-22

#### 3.6.2 Limits

Limits	
Power Measurement	Out-of-band attenuation [dB]
Peak	20
RMS	30

#### 3.6.3 Setup



#### 3.6.4 Equipment

Test Equipment					
Description	Manufacturer	Model	Identifier	Cal. Date	Cal. Due
Spectrum Analyzer	R&S	FSW 43	EF00896	2019-07	2020-07

#### 3.6.5 Procedure

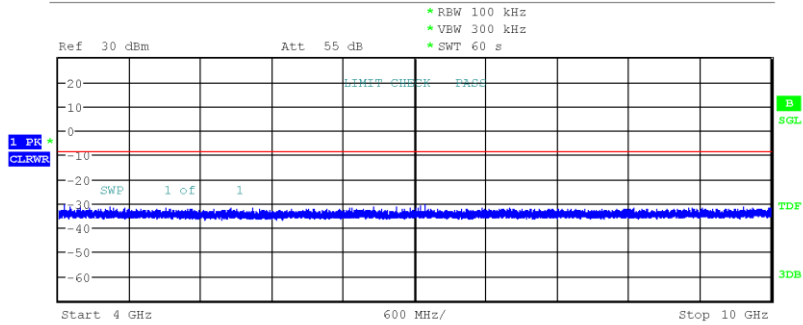
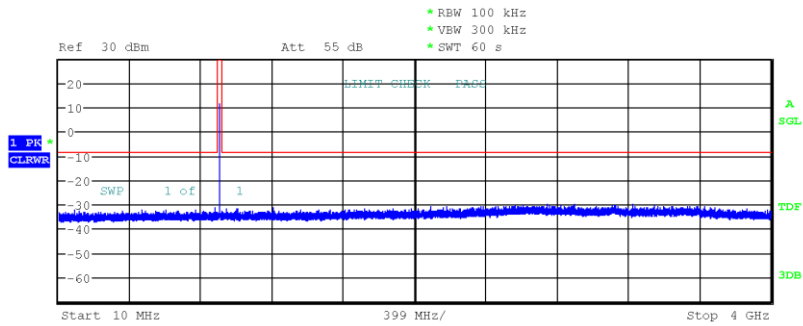
Test Procedure
<ol style="list-style-type: none"> <li>1. EUT set to test mode (Communication tester is used if needed)</li> <li>2. Span set around lower band edge and detector is set to peak and max hold</li> <li>3. Resolution bandwidth is set to 100 kHz</li> <li>4. Markers are set to peak emission levels within frequency band and outside frequency band</li> <li>5. Band edge attenuation is determined from level difference</li> </ol>

## 3.6.6 Results

Test Results		
Mode	Channel [MHz]	Verdict
Transmit	912.5	PASS
Transmit	915.0	PASS
Transmit	918.5	PASS

### Conducted Spurious Emissions

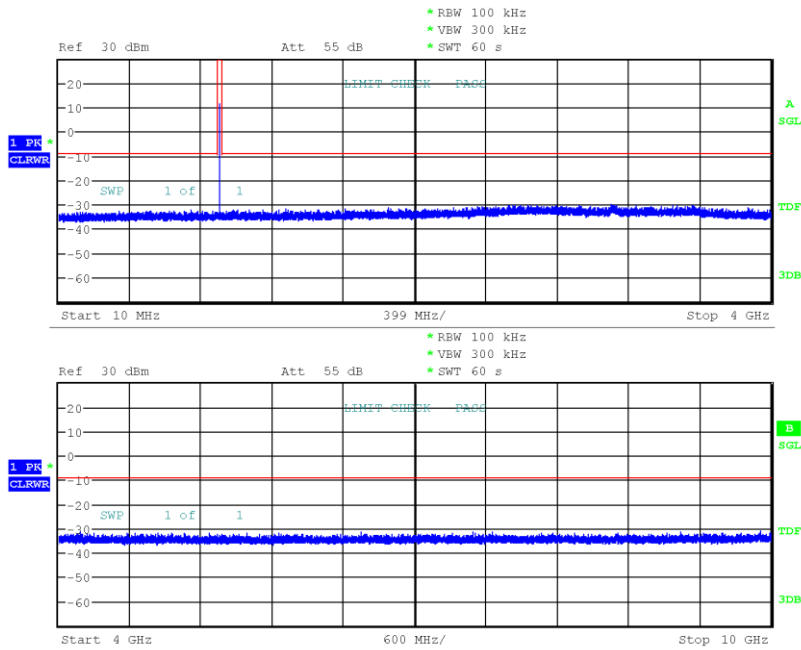
Project Number: G0M-2002-8868  
 Applicant: Kamstrup A/S  
 Model Description: Meter Transmit Unit  
 Model: Ready MTU  
 Test Sample ID: 28930  
 Reference Standards: FCC 15.247, RSS-247  
 Reference Method: ANSI C63.10:2013, Section 11.11  
 Operational Mode: 2-FSK, Channel: 912.5 MHz  
 Operating Conditions: Tnom/Vnom  
 Operator: Toralf Jahn  
 Test Site: Eurofins Product Service GmbH  
 Test Date: 2020-04-22  
 Max. in-band Frequency [MHz]: 912.3  
 Max. in-band Level [dBm/100 kHz]: 11.5  
 Out-of-band Limit [dBm/100 kHz]: -8.5



Date: 22.APR.2020 11:16:17

### Conducted Spurious Emissions

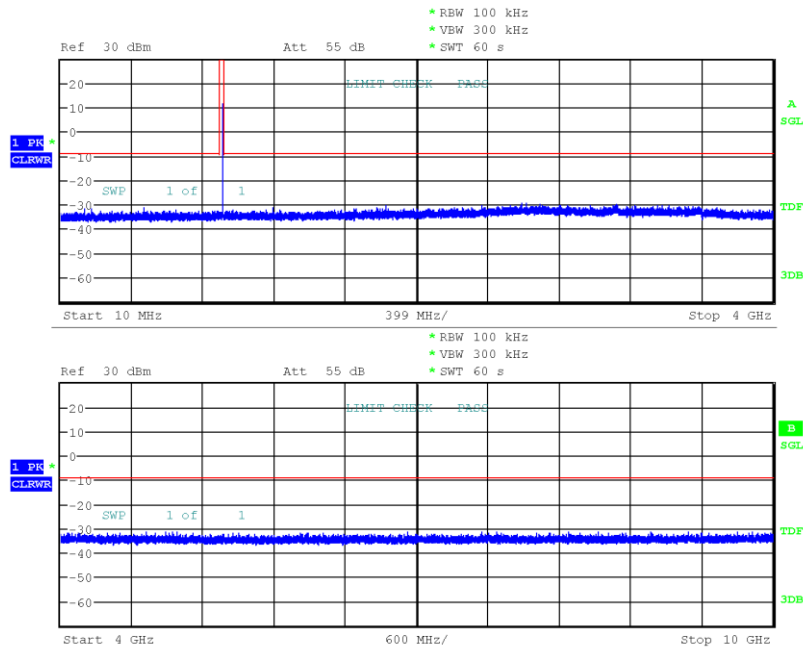
Project Number: G0M-2002-8868  
 Applicant: Kamstrup A/S  
 Model Description: Meter Transmit Unit  
 Model: Ready MTU  
 Test Sample ID: 28930  
 Reference Standards: FCC 15.247, RSS-247  
 Reference Method: ANSI C63.10:2013, Section 11.11  
 Operational Mode: 2-FSK, Channel: 915 MHz  
 Operating Conditions: Tnom/Vnom  
 Operator: Toralf Jahn  
 Test Site: Eurofins Product Service GmbH  
 Test Date: 2020-04-22  
 Max. in-band Frequency [MHz]: 914.8  
 Max. in-band Level [dBm/100 kHz]: 11.4  
 Out-of-band Limit [dBm/100 kHz]: -8.6



Date: 22.APR.2020 11:27:41

### Conducted Spurious Emissions

Project Number: G0M-2002-8868  
 Applicant: Kamstrup A/S  
 Model Description: Meter Transmit Unit  
 Model: Ready MTU  
 Test Sample ID: 28930  
 Reference Standards: FCC 15.247, RSS-247  
 Reference Method: ANSI C63.10:2013, Section 11.11  
 Operational Mode: 2-FSK, Channel: 918.5 MHz  
 Operating Conditions: Tnom/Vnom  
 Operator: Toralf Jahn  
 Test Site: Eurofins Product Service GmbH  
 Test Date: 2020-04-22  
 Max. in-band Frequency [MHz]: 918.3  
 Max. in-band Level [dBm/100 kHz]: 11.2  
 Out-of-band Limit [dBm/100 kHz]: -8.8



Date: 22.APR.2020 11:36:43

### 3.7 Test Conditions and Results - Transmitter radiated emissions

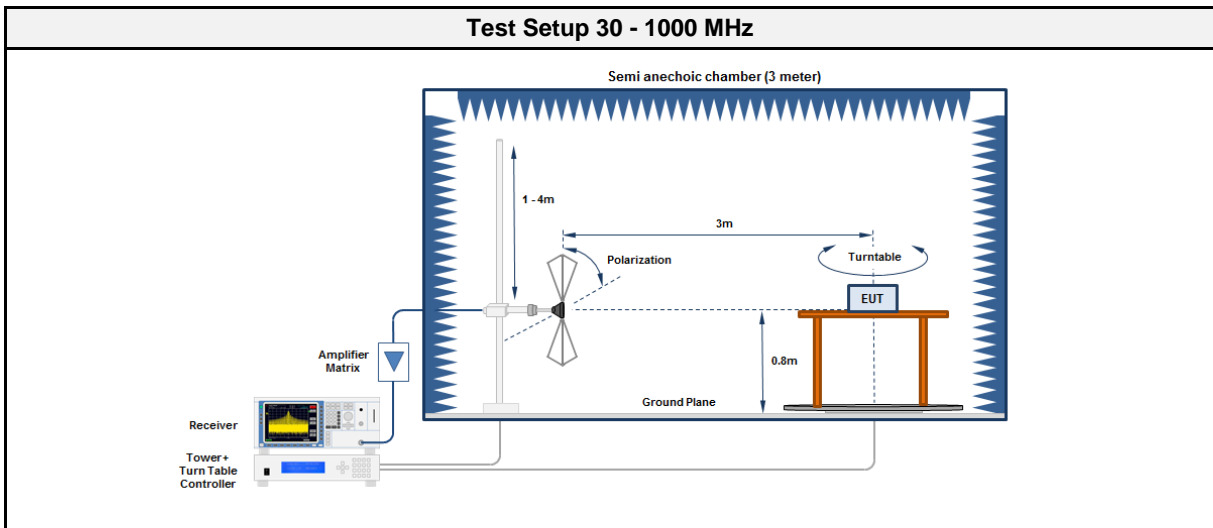
#### 3.7.1 Information

Test Information	
Reference	FCC § 15.247(d); FCC § 15.209; ISED RSS-Gen, Issue 5 (section 6.13)
Measurement Method	ANSI C63.10 6.4, 6.5, 6.6, 11.12
Operator	Toralf Jahn
Date	2020-04-17

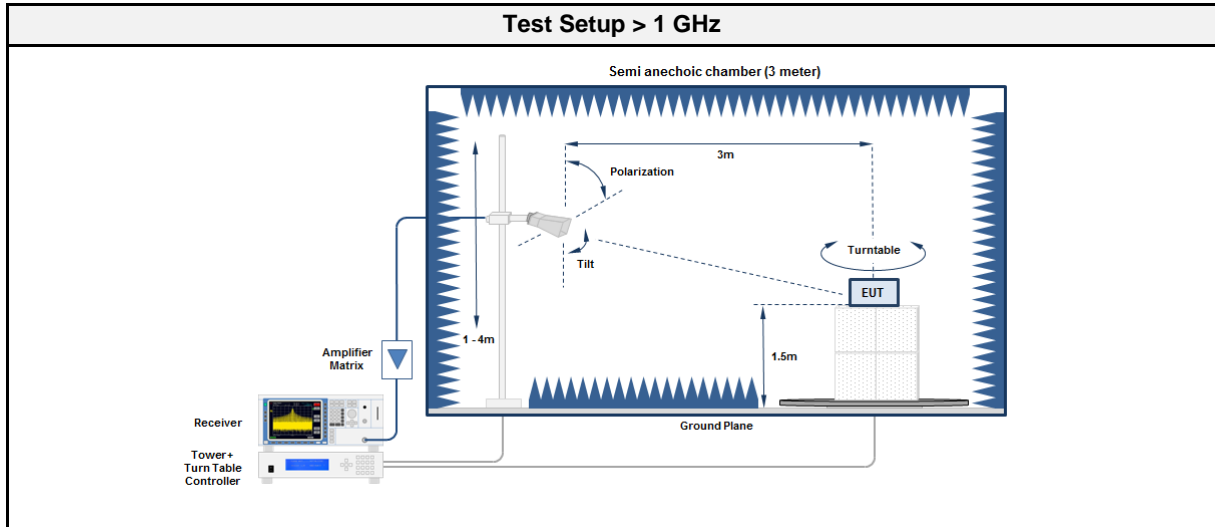
#### 3.7.2 Limits

Limits			
Frequency [MHz]	Detector	Field strength [ $\mu\text{V}/\text{m}$ ]	Measurement distance [m]
30 - 88	Quasi-Peak	100	3
88 - 216	Quasi-Peak	150	3
216 - 960	Quasi-Peak	200	3
960 - 1000	Quasi-Peak	500	3
>1000	Average	500	3

#### 3.7.3 Setup







### 3.7.4 Equipment

Test Software			
Description	Manufacturer	Name	Version
EMC Software	DARE Instruments	RadiMation	2016.1.10

Test Equipment 30 - 1000 MHz					
Description	Manufacturer	Model	Identifier	Cal. Date	Cal. Due
Anechoic Chamber	Frankonia	AC1	EF00062	2018-07	2021-07
Measurement Receiver	Agilent	N9038A-526/WXP	EF01070	2019-09	2020-09
Antenna	R&S	HK 116	EF00030	2019-04	2022-04
Antenna	R&S	HL 223	EF00187	2019-05	2022-05

Test Equipment > 1 GHz					
Description	Manufacturer	Model	Identifier	Cal. Date	Cal. Due
Anechoic Chamber	Frankonia	AC1	EF00062	2018-07	2021-07
Measurement Receiver	Agilent	N9038A-526/WXP	EF01070	2019-09	2020-09
Antenna	Schwarzbeck	BBHA 9120D	EF00018	2019-10	2022-10

### 3.7.5 Procedure

Test Procedure 30 - 1000 MHz
<ol style="list-style-type: none"> <li>EUT is placed on a non conducting support at the center of a turn table 0.8 m above the ground</li> <li>EUT set to test mode</li> <li>The receiver is set to peak detection with max hold</li> <li>The EUT is rotated through 360° and the height of the antenna is varied from 1 m to 4 m</li> <li>All significant emissions are measured again using the corresponding final detector</li> </ol>

Test Procedure > 1 GHz
<ol style="list-style-type: none"> <li>EUT is placed on a non conducting support at the center of a turn table 1.5 m above the ground</li> <li>EUT set to test mode</li> <li>The receiver is set to peak detection with max hold</li> <li>The EUT is rotated through 360° and the height of the antenna is varied from 1 m to 4 m</li> <li>All significant emissions are measured again using the corresponding final detector</li> </ol>

## 3.7.6 Results

Test Results pit antenna						
Channel [MHz]	Emission [MHz]	Level [dB $\mu$ V/m]	Det.	Pol.	Limit [dB $\mu$ V/m]	Margin [dB]
912.5	273.5503	34.90	pk	hor	46.00	-11.10
912.5	408.8047	32.20	qpk	ver	46.00	-13.76
915.0	406.0609	34.60	qpk	hor	46.00	-11.35
915.0	407.0575	37.90	pk	ver	46.00	-08.12
915.0	407.0575	32.50	qpk	ver	46.00	-13.51
918.5	405.1182	32.00	qpk	ver	46.00	-13.98
918.5	406.3551	35.00	qpk	hor	46.00	-10.96

Test Results rod antenna						
Channel [MHz]	Emission [MHz]	Level [dB $\mu$ V/m]	Det.	Pol.	Limit [dB $\mu$ V/m]	Margin [dB]
912.5	406.9615	30.10	qpk	hor	46.00	-15.88
912.5	407.742	34.30	pk	ver	46.00	-11.74
915.0	406.0609	36.30	pk	hor	46.00	-09.70
915.0	408.9429	33.70	pk	ver	46.00	-12.34

Test Results wall antenna						
Channel [MHz]	Emission [MHz]	Level [dB $\mu$ V/m]	Det.	Pol.	Limit [dB $\mu$ V/m]	Margin [dB]
912.5	328.8481	34.60	pk	hor	46.00	-11.39
912.5	608.6394	36.10	pk	ver	46.00	-09.90
915.0	328.3077	34.30	pk	hor	46.00	-11.72
915.0	611.5214	35.60	pk	ver	46.00	-10.35
918.5	405.4004	31.40	qpk	hor	46.00	-14.56
918.5	406.181	32.80	pk	ver	46.00	-13.19
918.5	608.3272	36.50	qpk	ver	46.00	-09.47

### 3.8 Test Conditions and Results - Receiver radiated emissions

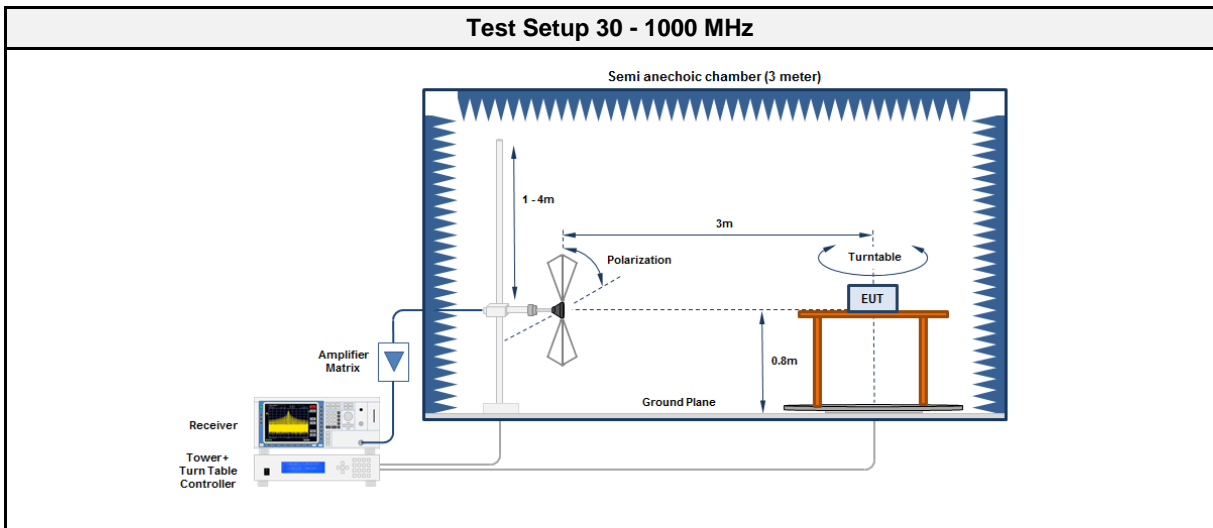
#### 3.8.1 Information

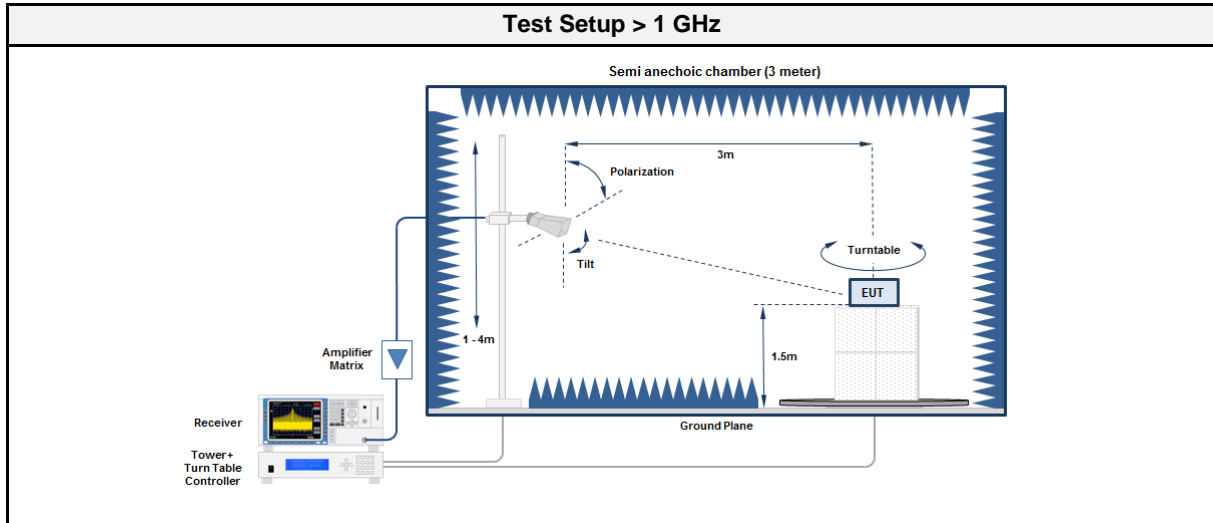
Test Information	
Reference	ISED RSS-247, Issue 2 (section 3.1)
Measurement Method	ANSI C63.10 6.5, 6.6, 11.12
Operator	Toralf Jahn
Date	2020-04-17

#### 3.8.2 Limits

Limits			
Frequency [MHz]	Detector	Field strength [ $\mu\text{V}/\text{m}$ ]	Measurement distance [m]
30 - 88	Quasi-Peak	100	3
88 - 216	Quasi-Peak	150	3
216 - 960	Quasi-Peak	200	3
960 - 1000	Quasi-Peak	500	3
>1000	Average	500	3

#### 3.8.3 Setup





### 3.8.4 Equipment

Test Software			
Description	Manufacturer	Name	Version
EMC Software	DARE Instruments	RadiMation	2016.1.10

Test Equipment 30 - 1000 MHz					
Description	Manufacturer	Model	Identifier	Cal. Date	Cal. Due
Anechoic Chamber	Frankonia	AC1	EF00062	2018-07	2021-07
Measurement Receiver	Agilent	N9038A-526/WXP	EF01070	2019-09	2020-09
Antenna	R&S	HK 116	EF00030	2019-04	2022-04
Antenna	R&S	HL 223	EF00187	2019-05	2022-05

Test Equipment > 1 GHz					
Description	Manufacturer	Model	Identifier	Cal. Date	Cal. Due
Anechoic Chamber	Frankonia	AC1	EF00062	2018-07	2021-07
Measurement Receiver	Agilent	N9038A-526/WXP	EF01070	2019-09	2020-09
Antenna	Schwarzbeck	BBHA 9120D	EF00018	2019-10	2022-10

### 3.8.5 Procedure

Test Procedure 30 - 1000 MHz
<ol style="list-style-type: none"> <li>EUT is placed on a non conducting support at the center of a turn table 0.8 m above the ground</li> <li>EUT set to test mode</li> <li>The receiver is set to peak detection with max hold</li> <li>The EUT is rotated through 360° and the height of the antenna is varied from 1 m to 4 m</li> <li>All significant emissions are measured again using the corresponding final detector</li> </ol>

Test Procedure > 1 GHz
<ol style="list-style-type: none"> <li>EUT is placed on a non conducting support at the center of a turn table 1.5 m above the ground</li> <li>EUT set to test mode</li> <li>The receiver is set to peak detection with max hold</li> <li>The EUT is rotated through 360° and the height of the antenna is varied from 1 m to 4 m</li> <li>All significant emissions are measured again using the corresponding final detector</li> </ol>

## 3.8.6 Results

Test Results pit antenna						
Channel [MHz]	Emission [MHz]	Level [dB $\mu$ V/m]	Det.	Pol.	Limit [dB $\mu$ V/m]	Margin [dB]
915.0	814.9505	33.20	pk	hor	46.00	-12.79
915.0	870.9096	33.70	pk	ver	46.00	-12.25

Test Results rod antenna						
Channel [MHz]	Emission [MHz]	Level [dB $\mu$ V/m]	Det.	Pol.	Limit [dB $\mu$ V/m]	Margin [dB]
915.0	885.6199	33.30	pk	hor	46.00	-12.70
915.0	937.076	32.70	pk	ver	46.00	-13.30

Test Results wall antenna						
Channel [MHz]	Emission [MHz]	Level [dB $\mu$ V/m]	Det.	Pol.	Limit [dB $\mu$ V/m]	Margin [dB]
915.0	896.1873	35.10	pk	ver	46.00	-10.91
915.0	905.4939	33.50	pk	hor	46.00	-12.49

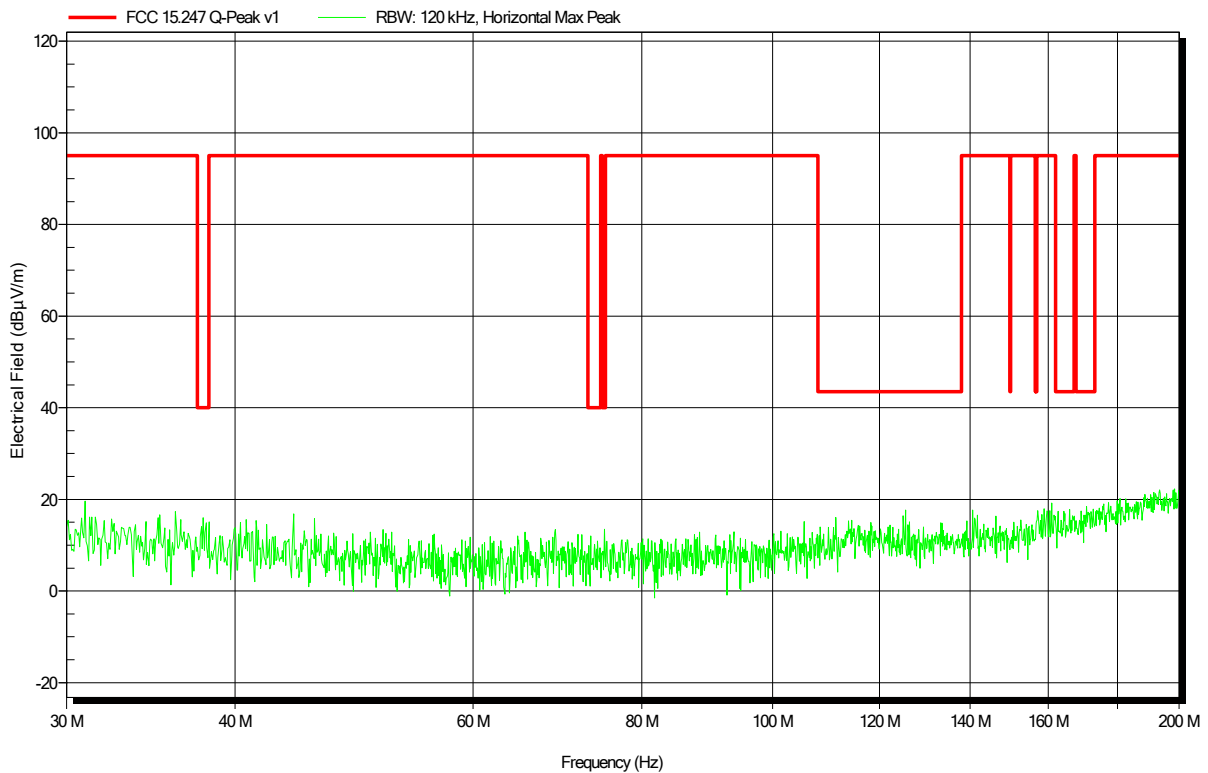
## ANNEX A Transmitter spurious emissions

### Spurious emissions according to FCC 15.247

Project number: G0M-2002-8868

Applicant: Kamstrup A/S  
 EUT Name: Meter Transmit Unit  
 Model: Ready MTU  
 Test Site: Eurofins Product Service Germany  
 Operator: Mr. Jahn  
 Measurement software: RadiMation, version 2016.1.10  
 Test Conditions: Tnom: 24°C, Vnom: 3.6 VDC  
 Antenna: Rohde & Schwarz HK 116, Horizontal  
 Measurement distance: 3 m  
 Mode: TX; 912.5 MHz; pit antenna  
 Test Date: 2020-04-17  
 Note:

Index 25

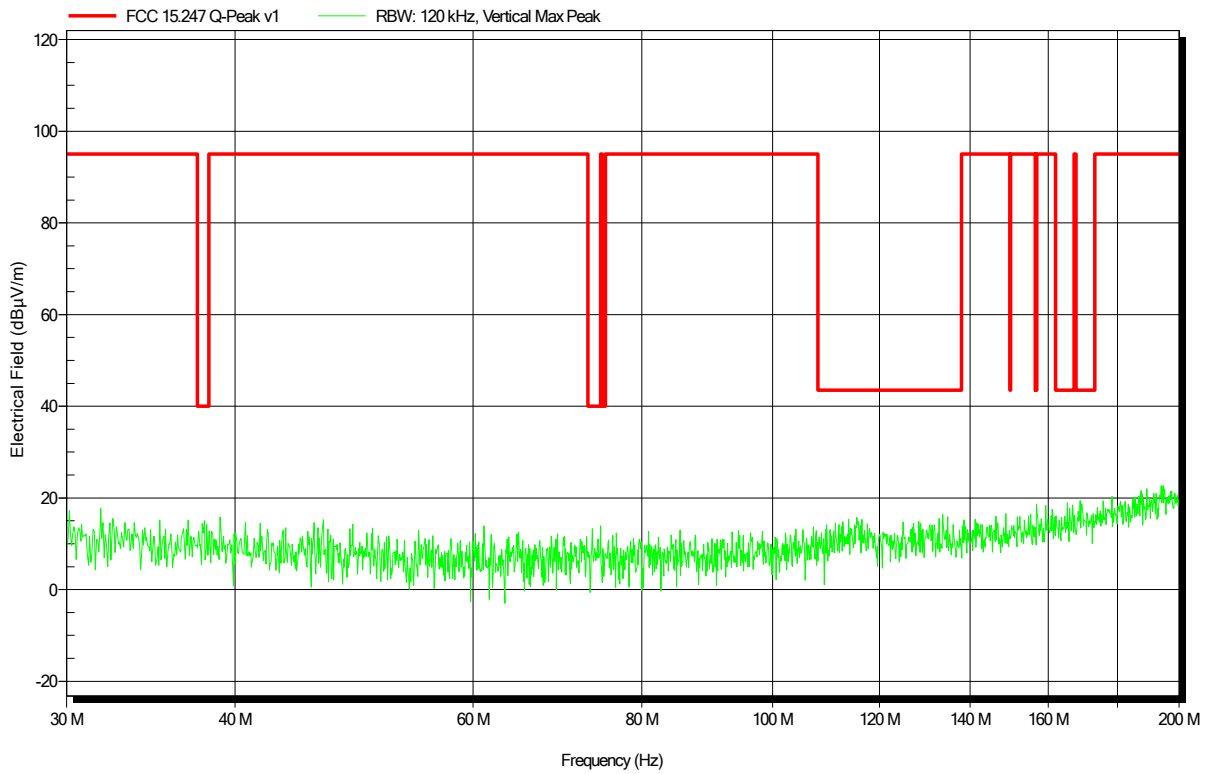


**Spurious emissions according to FCC 15.247**

Project number: G0M-2002-8868

Applicant: Kamstrup A/S  
 EUT Name: Meter Transmit Unit  
 Model: Ready MTU  
 Test Site: Eurofins Product Service Germany  
 Operator: Mr. Jahn  
 Measurement software: RadiMation, version 2016.1.10  
 Test Conditions: Tnom: 24°C, Vnom: 3.6 VDC  
 Antenna: Rohde & Schwarz HK 116, Vertical  
 Measurement distance: 3 m  
 Mode: TX; 912.5 MHz; pit antenna  
 Test Date: 2020-04-17  
 Note:

Index 26

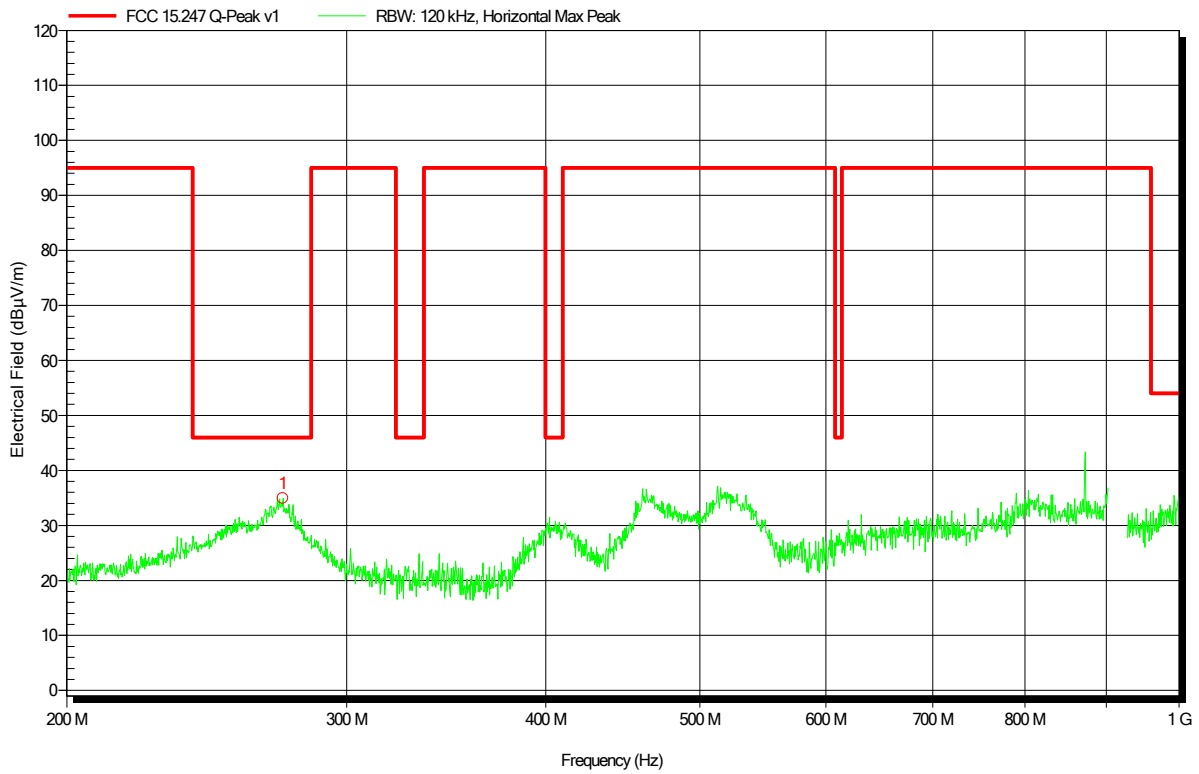


**Spurious emissions according to FCC 15.247**

Project number: G0M-2002-8868

Applicant: Kamstrup A/S  
 EUT Name: Meter Transmit Unit  
 Model: Ready MTU  
 Test Site: Eurofins Product Service Germany  
 Operator: Mr. Jahn  
 Measurement software: RadiMation, version 2016.1.10  
 Test Conditions: Tnom: 24°C, Vnom: 3.6 VDC  
 Antenna: Rohde & Schwarz HL 223, Horizontal  
 Measurement distance: 3 m  
 Mode: TX; 912.5 MHz; pit antenna  
 Test Date: 2020-04-17  
 Note:

Index 44



Frequency	Peak	Peak Limit	Peak Difference	Status
273.5503 MHz	34.9 dBµV/m	46 dBµV/m	-11.1 dB	Pass

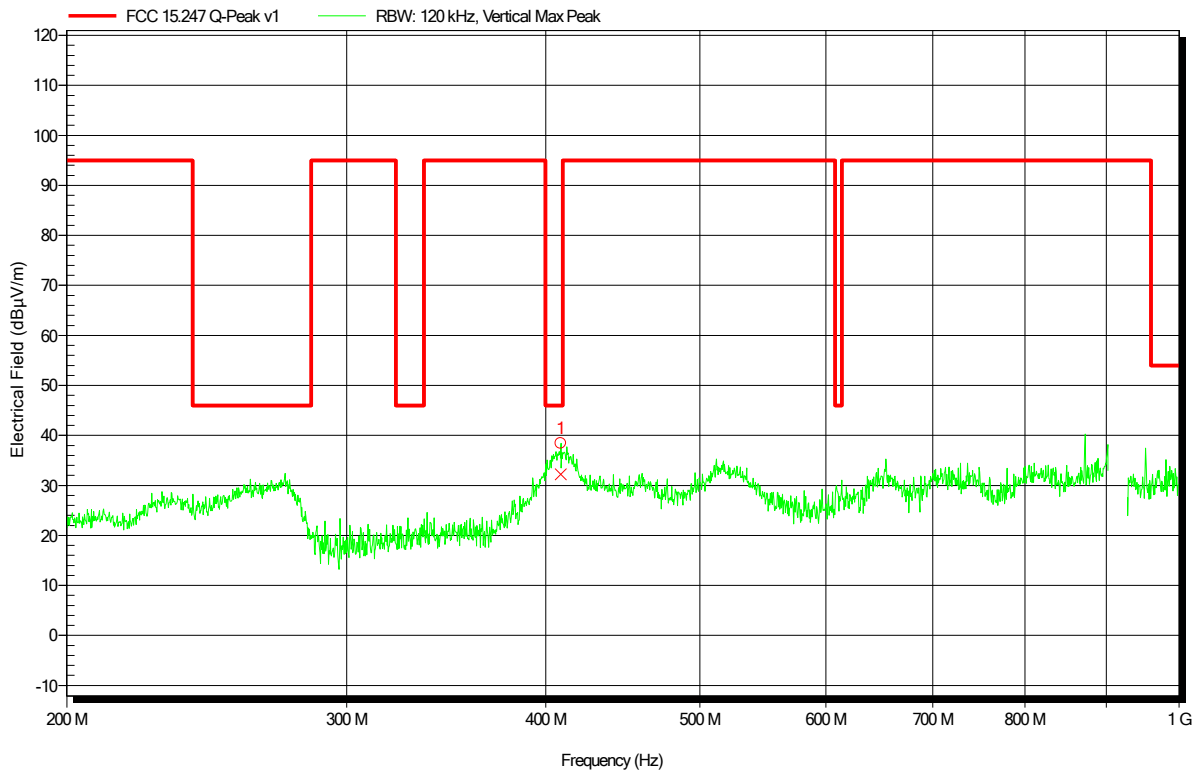


### Spurious emissions according to FCC 15.247

Project number: G0M-2002-8868

Applicant: Kamstrup A/S  
 EUT Name: Meter Transmit Unit  
 Model: Ready MTU  
 Test Site: Eurofins Product Service Germany  
 Operator: Mr. Jahn  
 Measurement software: RadiMation, version 2016.1.10  
 Test Conditions: Tnom: 24°C, Vnom: 3.6 VDC  
 Antenna: Rohde & Schwarz HL 223, Vertical  
 Measurement distance: 3 m  
 Mode: TX; 912.5 MHz; pit antenna  
 Test Date: 2020-04-17  
 Note:

Index 46



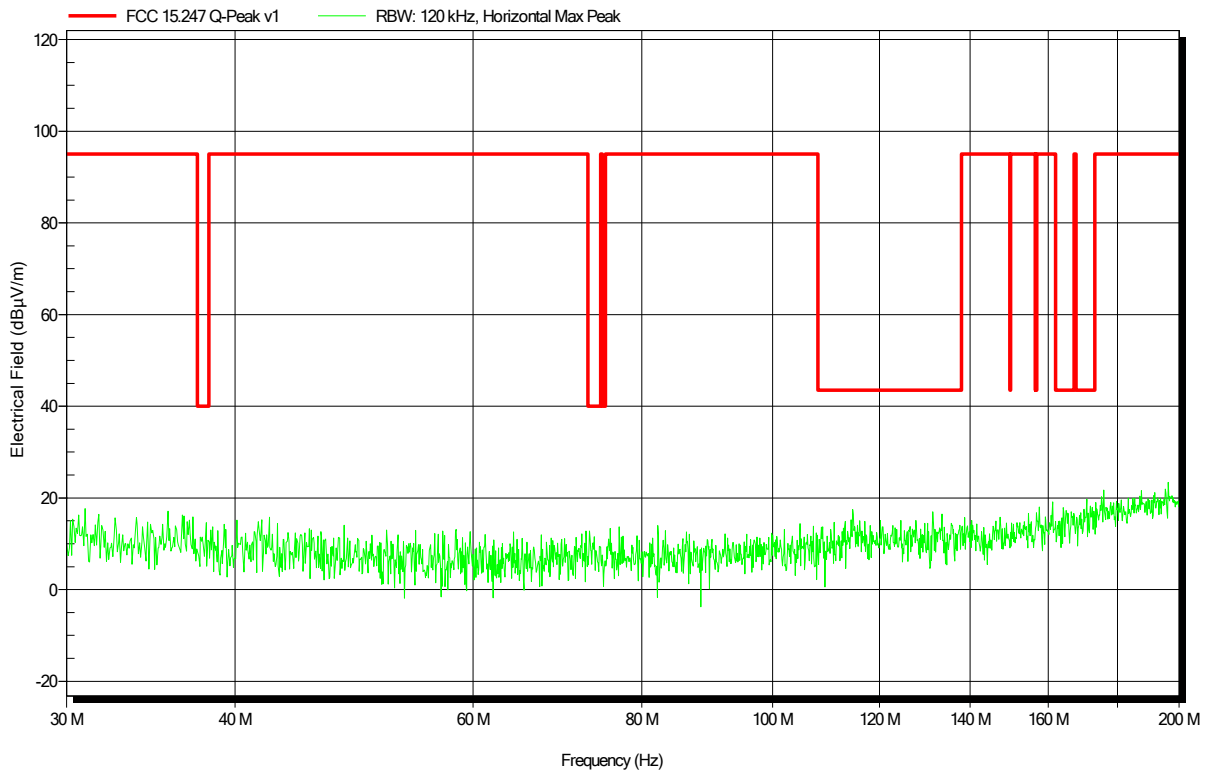
Frequency	Peak	Peak Limit	Peak Difference	Status
408.8047 MHz	38.4 dBµV/m	46 dBµV/m	-7.55 dB	Pass
Frequency	Quasi-Peak	Quasi-Peak Limit	Quasi-Peak Difference	Quasi-Peak Status
408.8047 MHz	32.2 dBµV/m	46 dBµV/m	-13.76 dB	Pass

### Spurious emissions according to FCC 15.247

Project number: G0M-2002-8868

Applicant: Kamstrup A/S  
 EUT Name: Meter Transmit Unit  
 Model: Ready MTU  
 Test Site: Eurofins Product Service Germany  
 Operator: Mr. Jahn  
 Measurement software: RadiMation, version 2016.1.10  
 Test Conditions: Tnom: 24°C, Vnom: 3.6 VDC  
 Antenna: Rohde & Schwarz HK 116, Horizontal  
 Measurement distance: 3 m  
 Mode: TX; 912.5 MHz; rod antenna  
 Test Date: 2020-04-17  
 Note:

Index 28

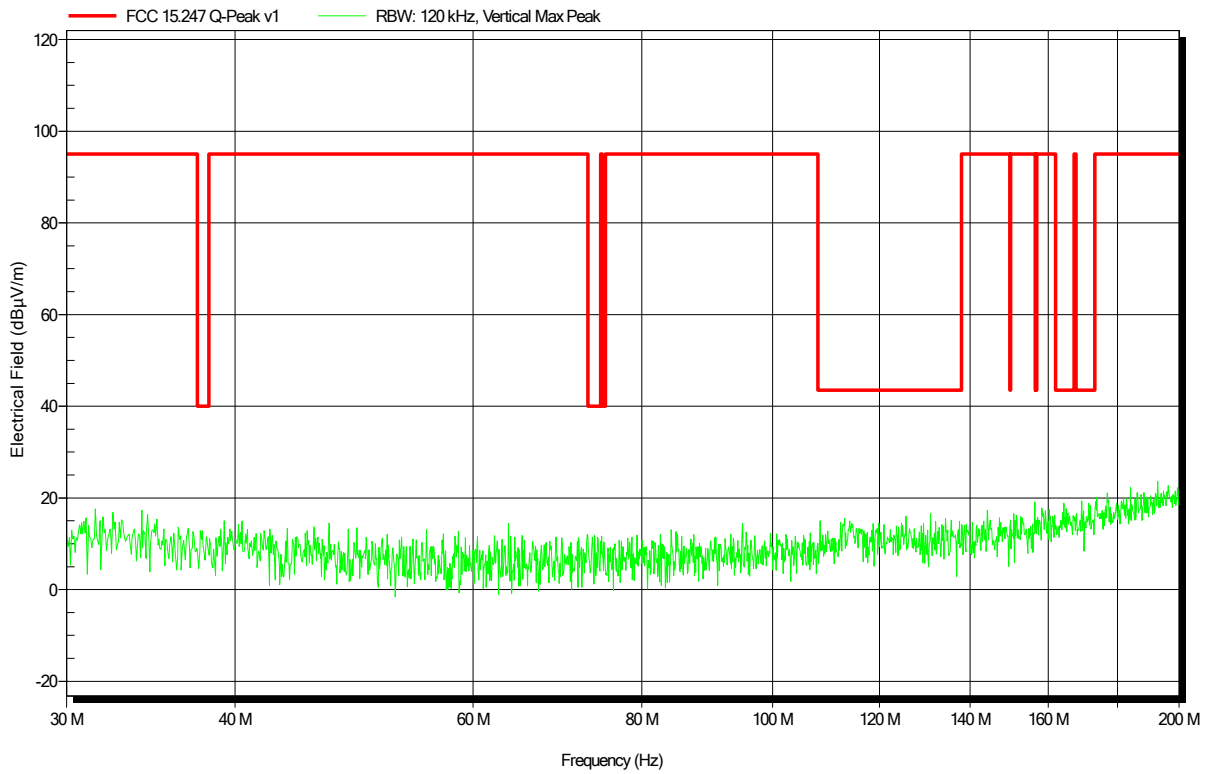


**Spurious emissions according to FCC 15.247**

Project number: G0M-2002-8868

Applicant: Kamstrup A/S  
 EUT Name: Meter Transmit Unit  
 Model: Ready MTU  
 Test Site: Eurofins Product Service Germany  
 Operator: Mr. Jahn  
 Measurement software: RadiMation, version 2016.1.10  
 Test Conditions: Tnom: 24°C, Vnom: 3.6 VDC  
 Antenna: Rohde & Schwarz HK 116, Vertical  
 Measurement distance: 3 m  
 Mode: TX; 912.5 MHz; rod antenna  
 Test Date: 2020-04-17  
 Note:

Index 27

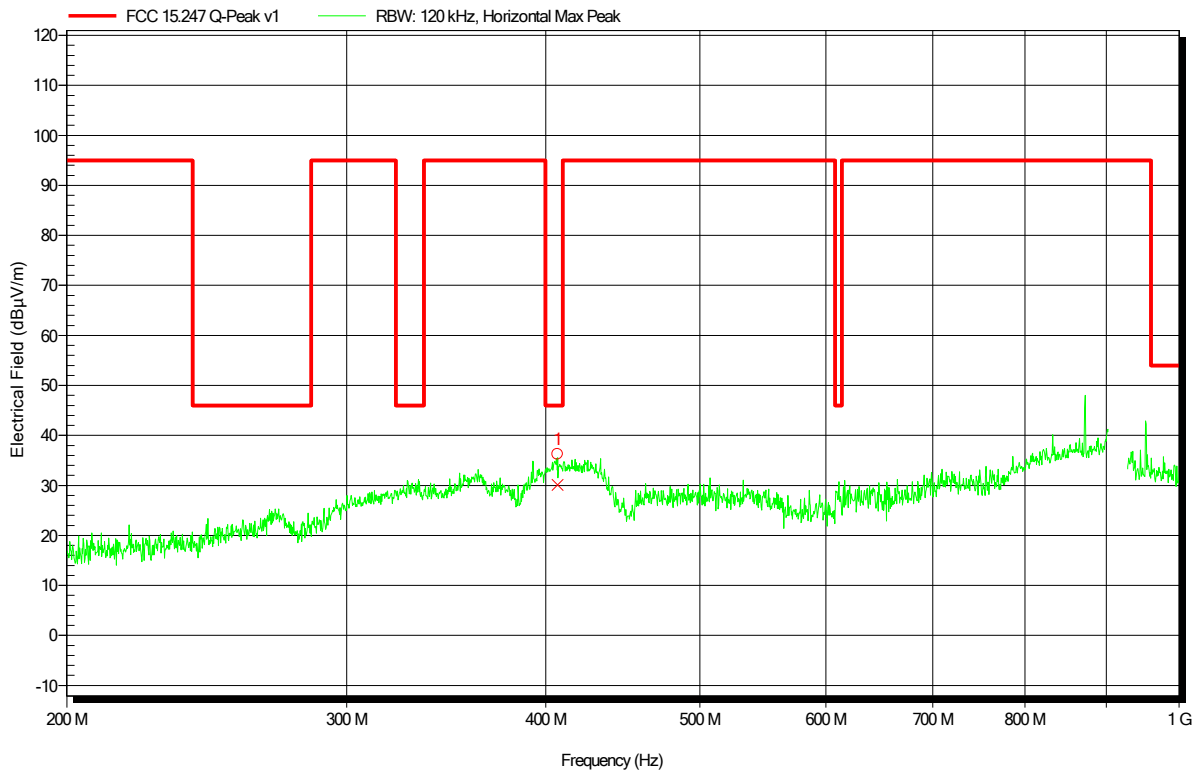


**Spurious emissions according to FCC 15.247**

Project number: G0M-2002-8868

Applicant: Kamstrup A/S  
 EUT Name: Meter Transmit Unit  
 Model: Ready MTU  
 Test Site: Eurofins Product Service Germany  
 Operator: Mr. Jahn  
 Measurement software: RadiMation, version 2016.1.10  
 Test Conditions: Tnom: 24°C, Vnom: 3.6 VDC  
 Antenna: Rohde & Schwarz HL 223, Horizontal  
 Measurement distance: 3 m  
 Mode: TX; 912.5 MHz; rod antenna  
 Test Date: 2020-04-17  
 Note:

Index 48



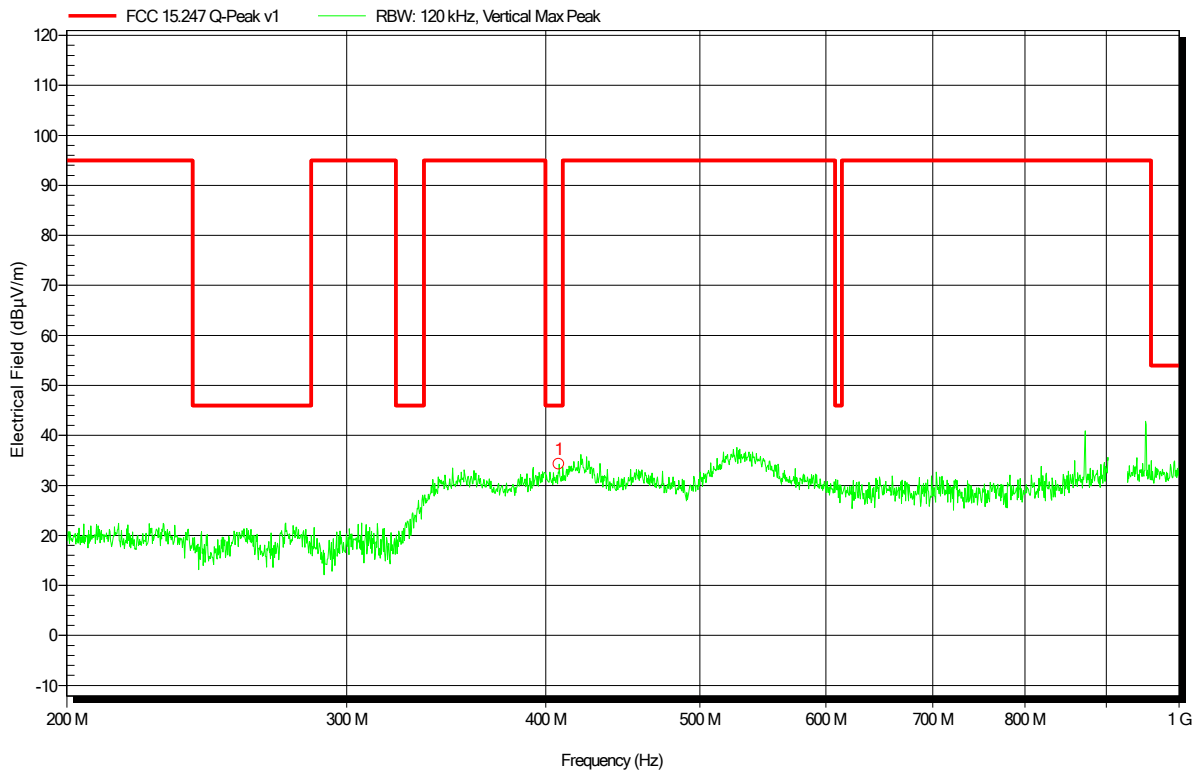
Frequency	Peak	Peak Limit	Peak Difference	Status
406.9615 MHz	36.3 dBµV/m	46 dBµV/m	-9.75 dB	Pass
Frequency	Quasi-Peak	Quasi-Peak Limit	Quasi-Peak Difference	Quasi-Peak Status
406.9615 MHz	30.1 dBµV/m	46 dBµV/m	-15.88 dB	Pass

**Spurious emissions according to FCC 15.247**

Project number: G0M-2002-8868

Applicant: Kamstrup A/S  
 EUT Name: Meter Transmit Unit  
 Model: Ready MTU  
 Test Site: Eurofins Product Service Germany  
 Operator: Mr. Jahn  
 Measurement software: RadiMation, version 2016.1.10  
 Test Conditions: Tnom: 24°C, Vnom: 3.6 VDC  
 Antenna: Rohde & Schwarz HL 223, Vertical  
 Measurement distance: 3 m  
 Mode: TX; 912.5 MHz; rod antenna  
 Test Date: 2020-04-17  
 Note:

Index 47



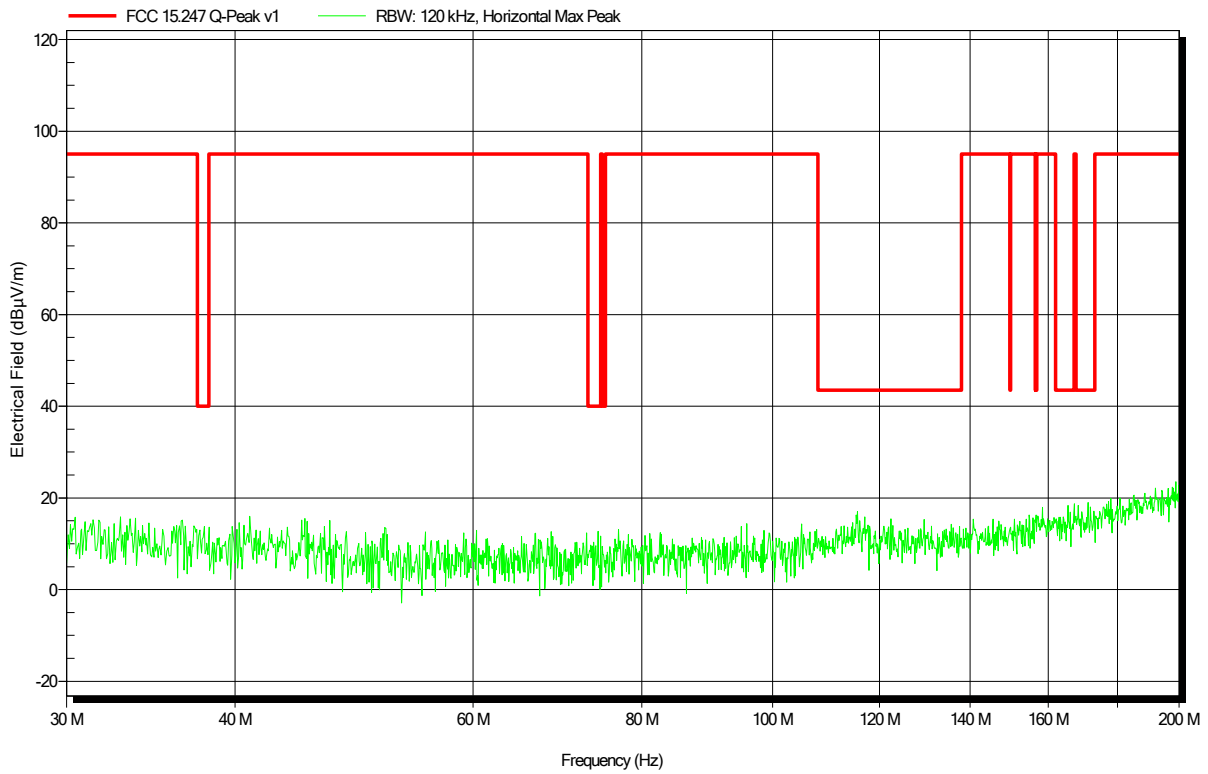
Frequency	Peak	Peak Limit	Peak Difference	Status
407.742 MHz	34.3 dBµV/m	46 dBµV/m	-11.74 dB	Pass

**Spurious emissions according to FCC 15.247**

Project number: G0M-2002-8868

Applicant: Kamstrup A/S  
 EUT Name: Meter Transmit Unit  
 Model: Ready MTU  
 Test Site: Eurofins Product Service Germany  
 Operator: Mr. Jahn  
 Measurement software: RadiMation, version 2016.1.10  
 Test Conditions: Tnom: 24°C, Vnom: 3.6 VDC  
 Antenna: Rohde & Schwarz HK 116, Horizontal  
 Measurement distance: 3 m  
 Mode: TX; 912.5 MHz; wall antenna  
 Test Date: 2020-04-17  
 Note:

Index 29

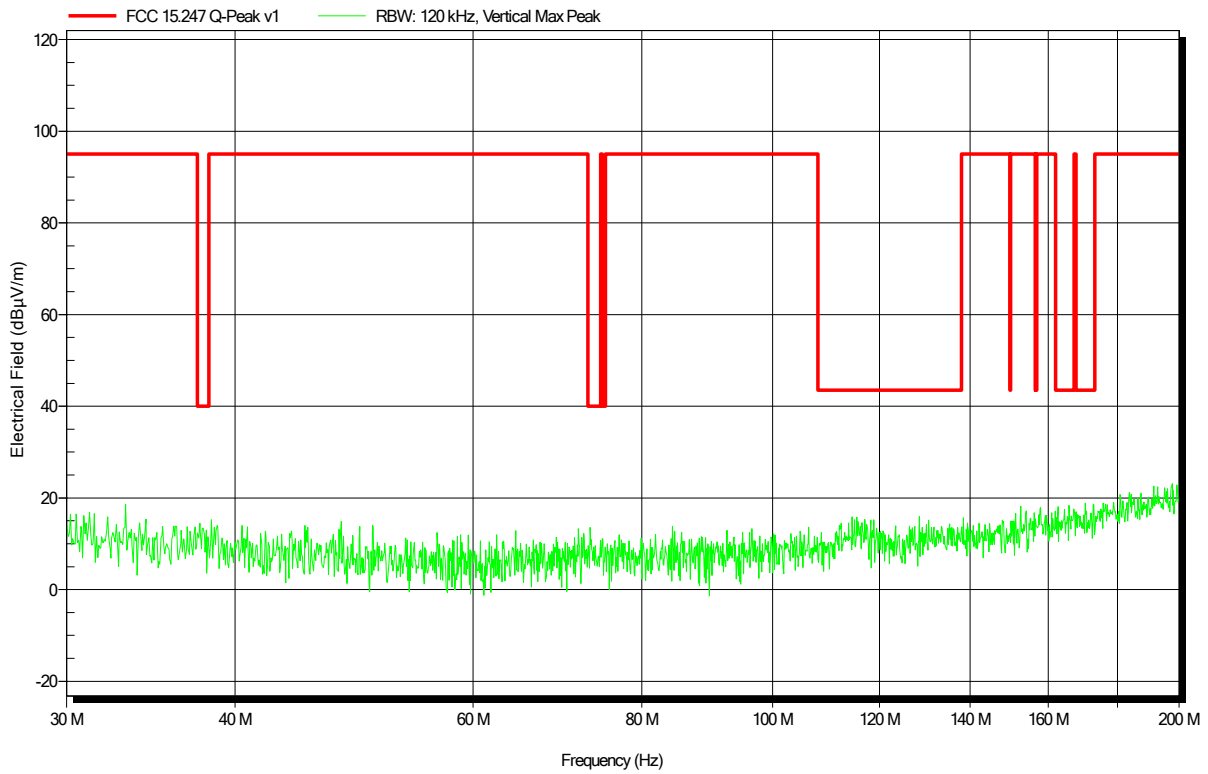


**Spurious emissions according to FCC 15.247**

Project number: G0M-2002-8868

Applicant: Kamstrup A/S  
 EUT Name: Meter Transmit Unit  
 Model: Ready MTU  
 Test Site: Eurofins Product Service Germany  
 Operator: Mr. Jahn  
 Measurement software: RadiMation, version 2016.1.10  
 Test Conditions: Tnom: 24°C, Vnom: 3.6 VDC  
 Antenna: Rohde & Schwarz HK 116, Vertical  
 Measurement distance: 3 m  
 Mode: TX; 912.5 MHz; wall antenna  
 Test Date: 2020-04-17  
 Note:

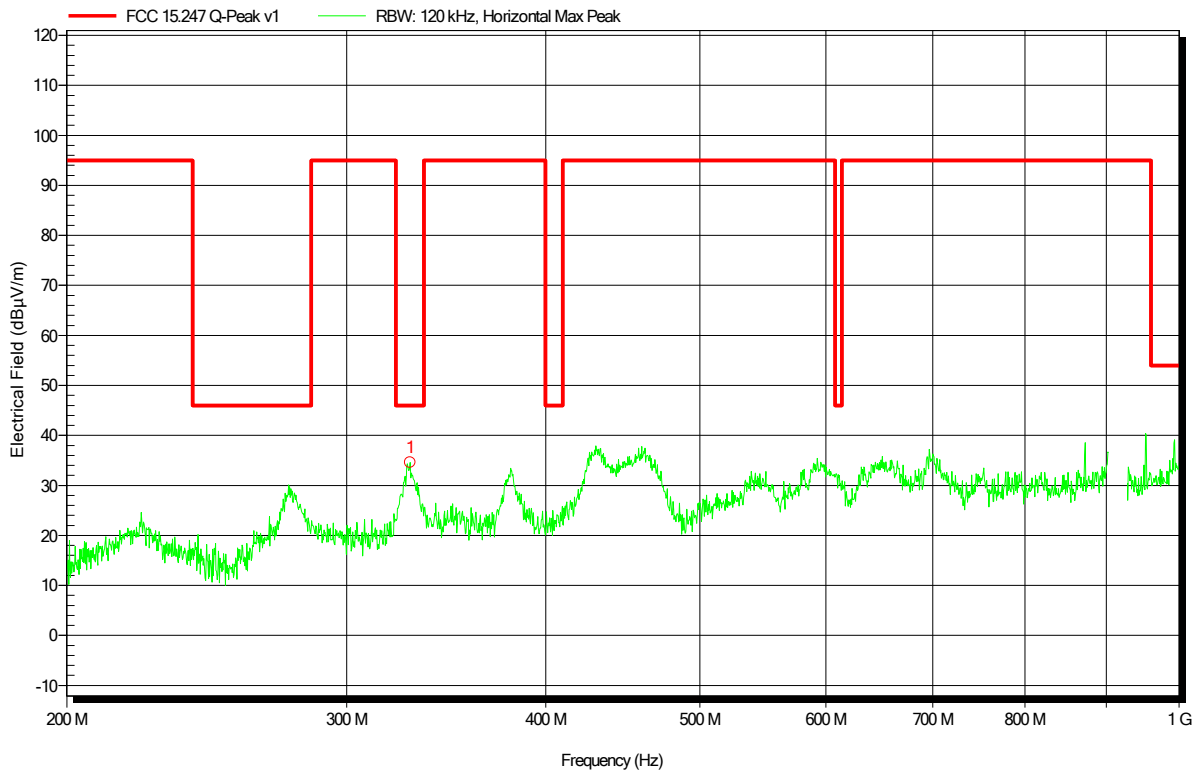
Index 30



**Spurious emissions according to FCC 15.247**

Project number: G0M-2002-8868  
 Applicant: Kamstrup A/S  
 EUT Name: Meter Transmit Unit  
 Model: Ready MTU  
 Test Site: Eurofins Product Service Germany  
 Operator: Mr. Jahn  
 Measurement software: RadiMation, version 2016.1.10  
 Test Conditions: Tnom: 24°C, Vnom: 3.6 VDC  
 Antenna: Rohde & Schwarz HL 223, Horizontal  
 Measurement distance: 3 m  
 Mode: TX; 912.5 MHz; wall antenna  
 Test Date: 2020-04-17  
 Note:

Index 49



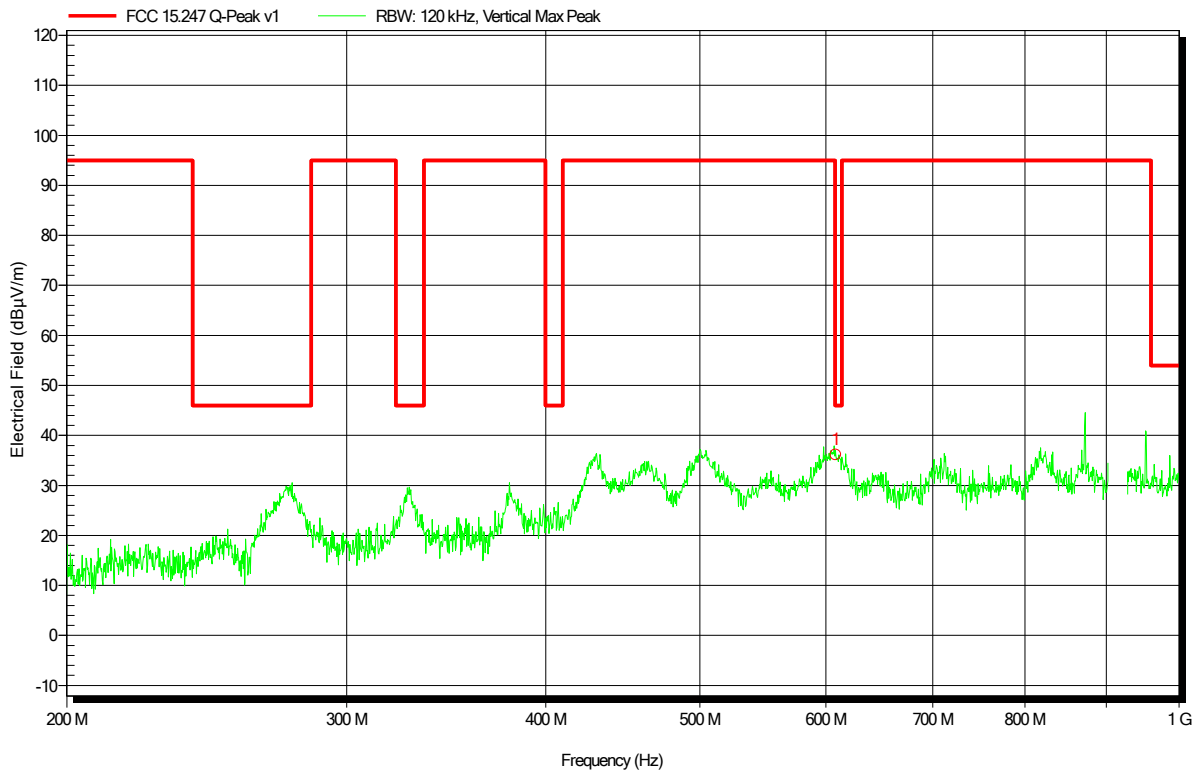
Frequency	Peak	Peak Limit	Peak Difference	Status
328.8481 MHz	34.6 dBµV/m	46 dBµV/m	-11.39 dB	Pass



**Spurious emissions according to FCC 15.247**

Project number: G0M-2002-8868  
 Applicant: Kamstrup A/S  
 EUT Name: Meter Transmit Unit  
 Model: Ready MTU  
 Test Site: Eurofins Product Service Germany  
 Operator: Mr. Jahn  
 Measurement software: RadiMation, version 2016.1.10  
 Test Conditions: Tnom: 24°C, Vnom: 3.6 VDC  
 Antenna: Rohde & Schwarz HL 223, Vertical  
 Measurement distance: 3 m  
 Mode: TX; 912.5 MHz; wall antenna  
 Test Date: 2020-04-17  
 Note:

Index 50



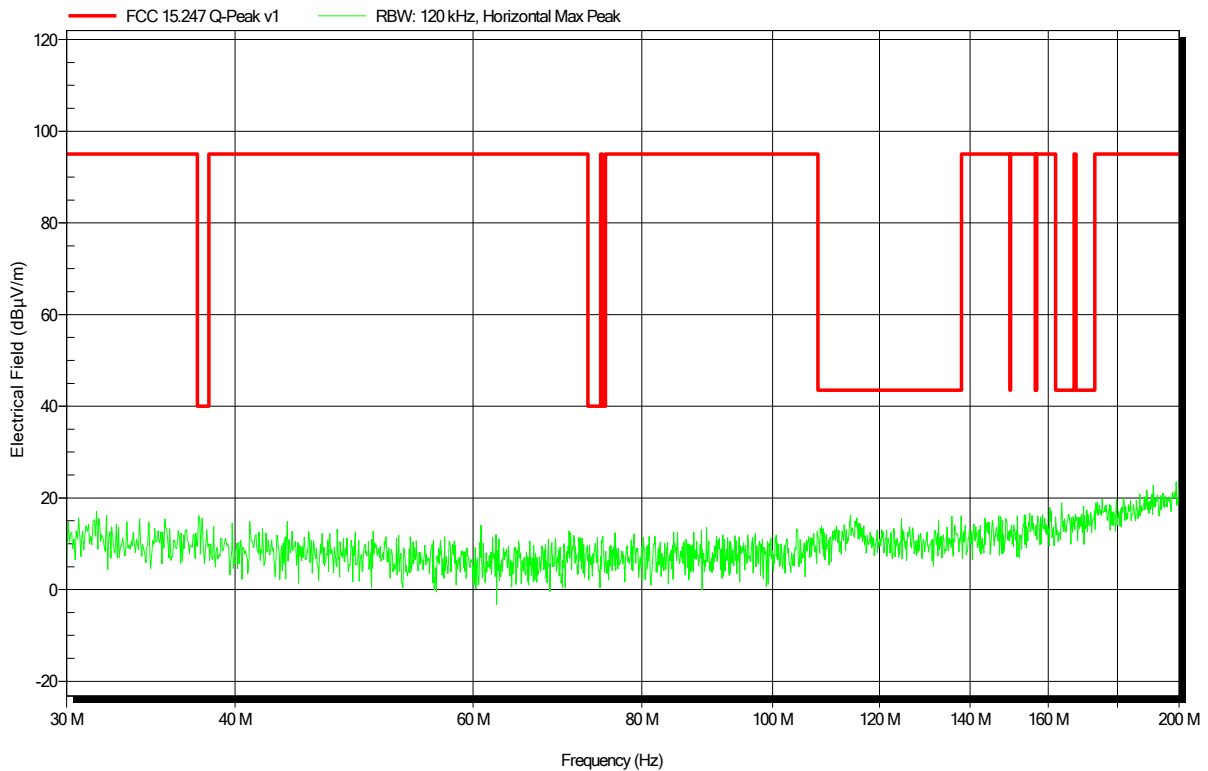
Frequency	Peak	Peak Limit	Peak Difference	Status
608.6394 MHz	36.1 dBµV/m	46 dBµV/m	-9.9 dB	Pass

### Spurious emissions according to FCC 15.247

Project number: G0M-2002-8868

Applicant: Kamstrup A/S  
 EUT Name: Meter Transmit Unit  
 Model: Ready MTU  
 Test Site: Eurofins Product Service Germany  
 Operator: Mr. Jahn  
 Measurement software: RadiMation, version 2016.1.10  
 Test Conditions: Tnom: 24°C, Vnom: 3.6 VDC  
 Antenna: Rohde & Schwarz HK 116, Horizontal  
 Measurement distance: 3 m  
 Mode: TX; 915 MHz; pit antenna  
 Test Date: 2020-04-17  
 Note:

Index 36

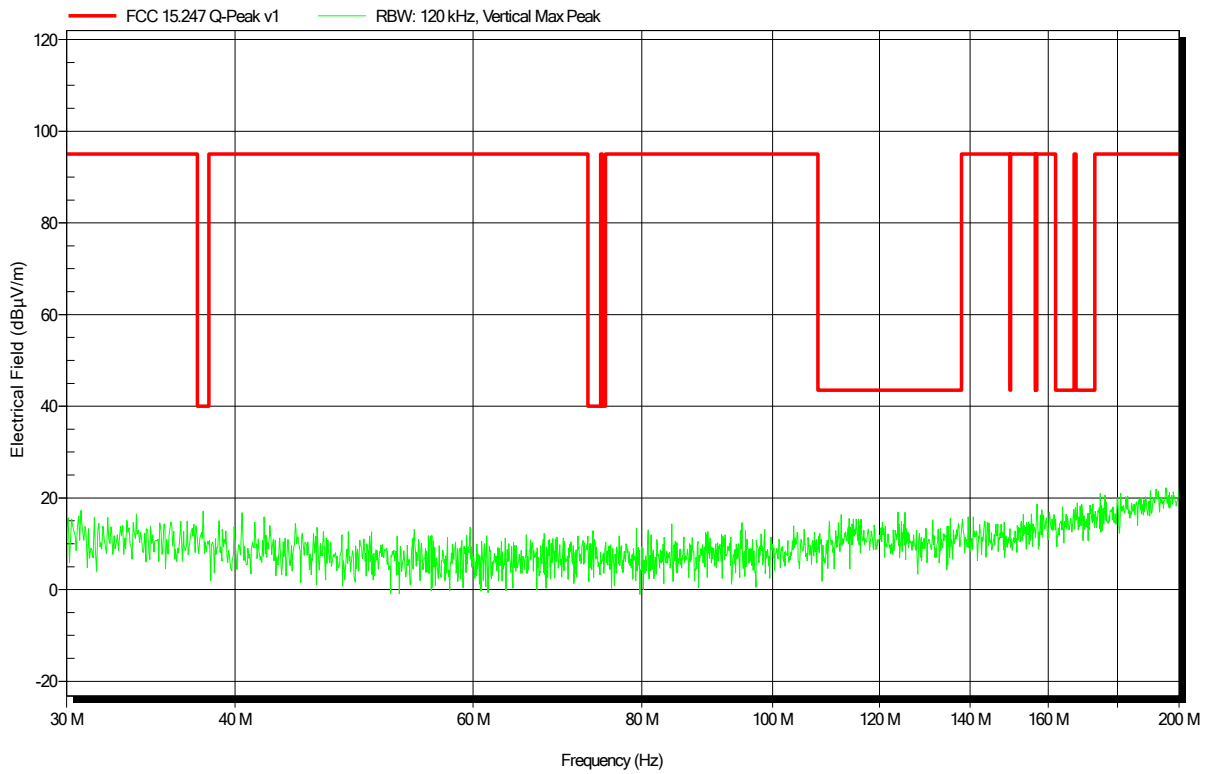


**Spurious emissions according to FCC 15.247**

Project number: G0M-2002-8868

Applicant: Kamstrup A/S  
 EUT Name: Meter Transmit Unit  
 Model: Ready MTU  
 Test Site: Eurofins Product Service Germany  
 Operator: Mr. Jahn  
 Measurement software: RadiMation, version 2016.1.10  
 Test Conditions: Tnom: 24°C, Vnom: 3.6 VDC  
 Antenna: Rohde & Schwarz HK 116, Vertical  
 Measurement distance: 3 m  
 Mode: TX; 915 MHz; pit antenna  
 Test Date: 2020-04-17  
 Note:

Index 35

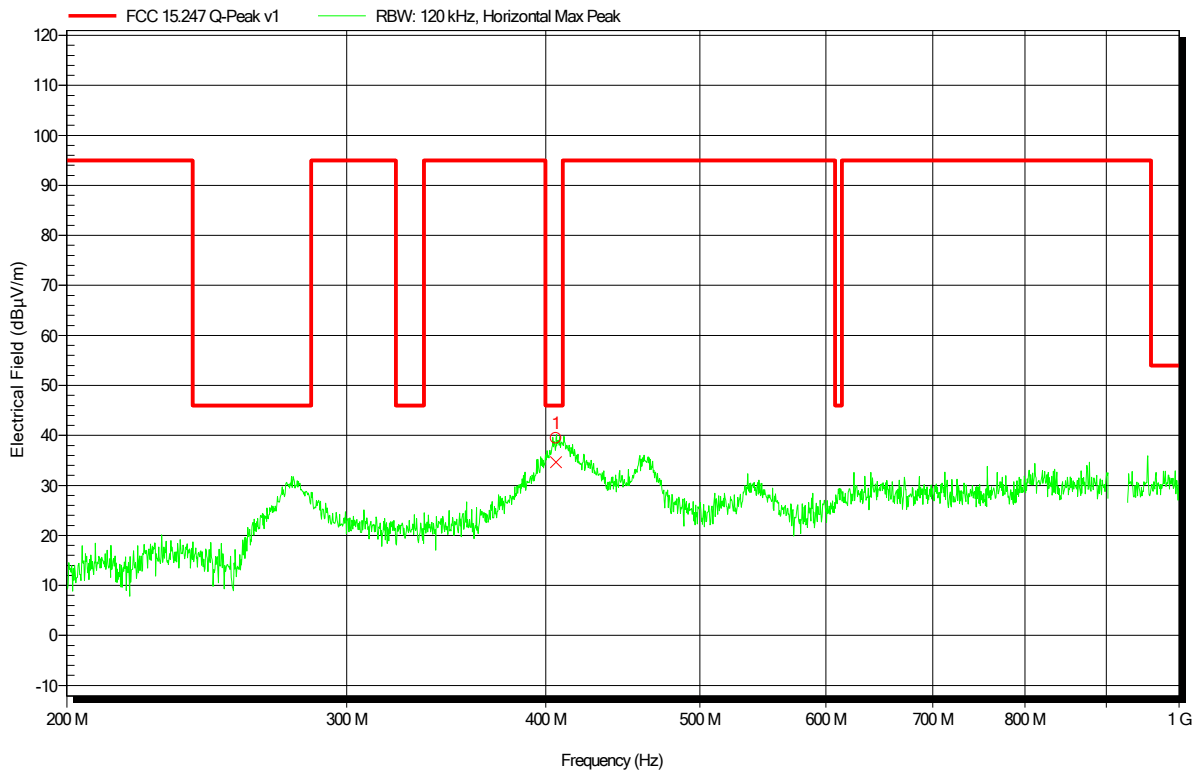


### Spurious emissions according to FCC 15.247

Project number: G0M-2002-8868

Applicant: Kamstrup A/S  
 EUT Name: Meter Transmit Unit  
 Model: Ready MTU  
 Test Site: Eurofins Product Service Germany  
 Operator: Mr. Jahn  
 Measurement software: RadiMation, version 2016.1.10  
 Test Conditions: Tnom: 24°C, Vnom: 3.6 VDC  
 Antenna: Rohde & Schwarz HL 223, Horizontal  
 Measurement distance: 3 m  
 Mode: TX; 915 MHz; pit antenna  
 Test Date: 2020-04-17  
 Note:

Index 56

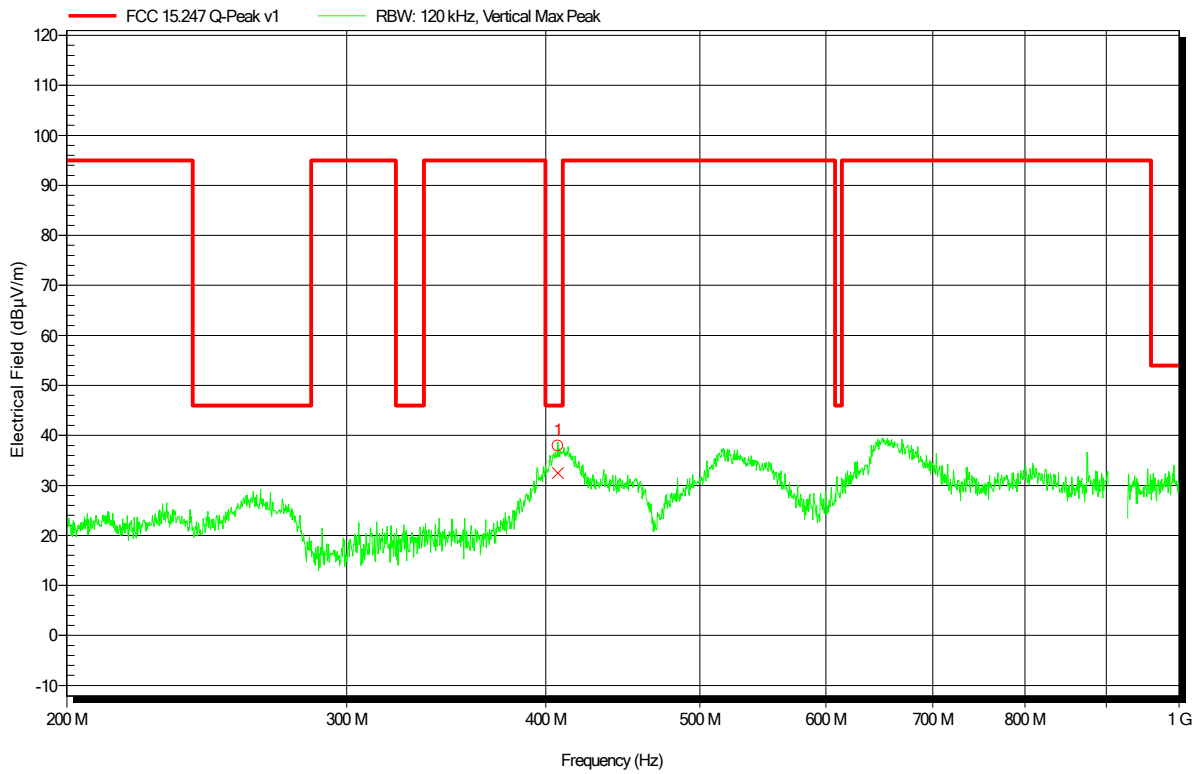


Frequency	Peak	Peak Limit	Peak Difference	Status
406.0609 MHz	39.4 dBµV/m	46 dBµV/m	-6.59 dB	Pass
Frequency	Quasi-Peak	Quasi-Peak Limit	Quasi-Peak Difference	Quasi-Peak Status
406.0609 MHz	34.6 dBµV/m	46 dBµV/m	-11.35 dB	Pass

**Spurious emissions according to FCC 15.247**

Project number: G0M-2002-8868  
 Applicant: Kamstrup A/S  
 EUT Name: Meter Transmit Unit  
 Model: Ready MTU  
 Test Site: Eurofins Product Service Germany  
 Operator: Mr. Jahn  
 Measurement software: RadiMation, version 2016.1.10  
 Test Conditions: Tnom: 24°C, Vnom: 3.6 VDC  
 Antenna: Rohde & Schwarz HL 223, Vertical  
 Measurement distance: 3 m  
 Mode: TX; 915 MHz; pit antenna  
 Test Date: 2020-04-17  
 Note:

Index 55



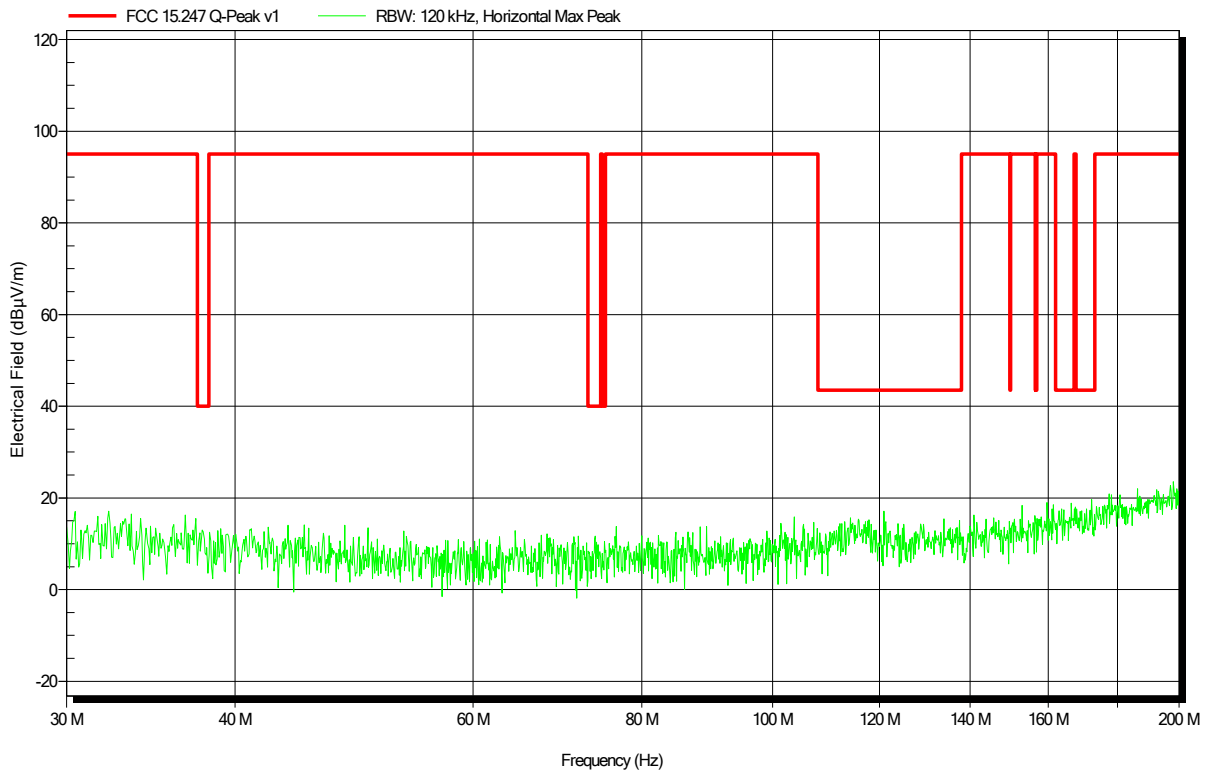
Frequency	Peak	Peak Limit	Peak Difference	Status
407.0575 MHz	37.9 dBµV/m	46 dBµV/m	-8.12 dB	Pass
Frequency	Quasi-Peak	Quasi-Peak Limit	Quasi-Peak Difference	Quasi-Peak Status
407.0575 MHz	32.5 dBµV/m	46 dBµV/m	-13.51 dB	Pass

**Spurious emissions according to FCC 15.247**

Project number: G0M-2002-8868

Applicant: Kamstrup A/S  
 EUT Name: Meter Transmit Unit  
 Model: Ready MTU  
 Test Site: Eurofins Product Service Germany  
 Operator: Mr. Jahn  
 Measurement software: RadiMation, version 2016.1.10  
 Test Conditions: Tnom: 24°C, Vnom: 3.6 VDC  
 Antenna: Rohde & Schwarz HK 116, Horizontal  
 Measurement distance: 3 m  
 Mode: TX; 915 MHz; rod antenna  
 Test Date: 2020-04-17  
 Note:

Index 33

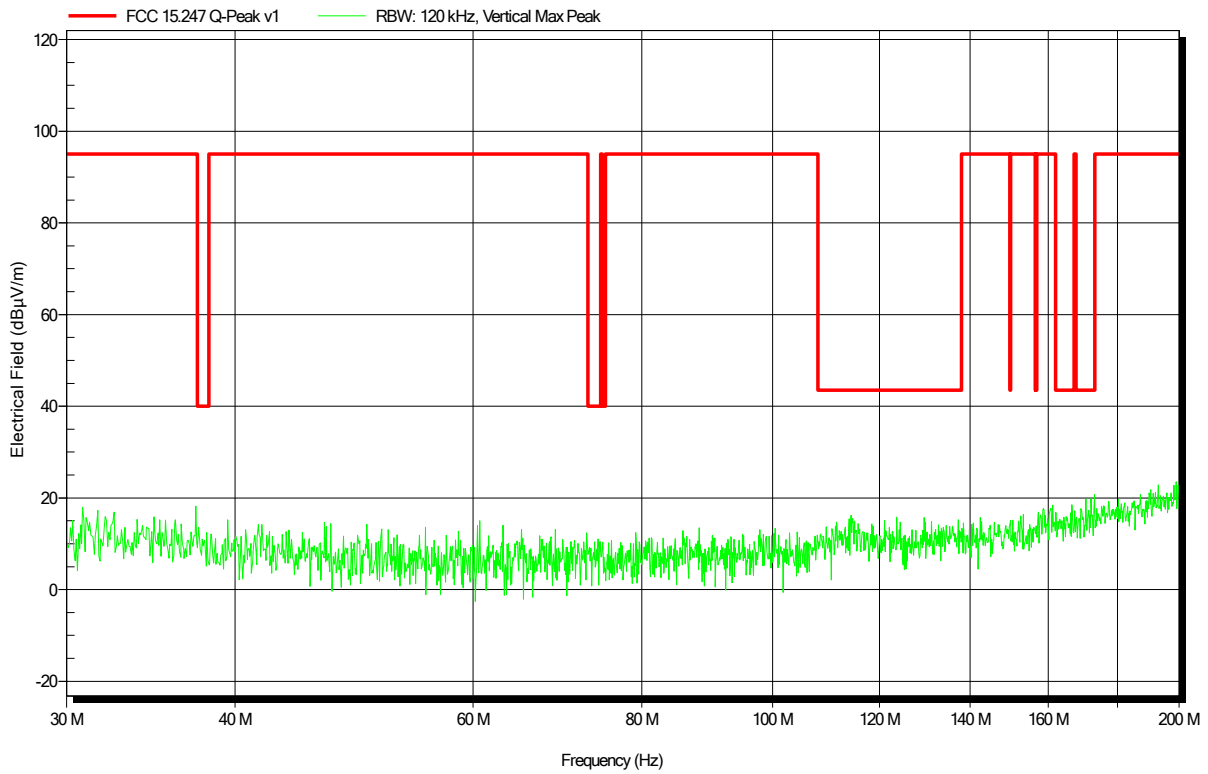


**Spurious emissions according to FCC 15.247**

Project number: G0M-2002-8868

Applicant: Kamstrup A/S  
 EUT Name: Meter Transmit Unit  
 Model: Ready MTU  
 Test Site: Eurofins Product Service Germany  
 Operator: Mr. Jahn  
 Measurement software: RadiMation, version 2016.1.10  
 Test Conditions: Tnom: 24°C, Vnom: 3.6 VDC  
 Antenna: Rohde & Schwarz HK 116, Vertical  
 Measurement distance: 3 m  
 Mode: TX; 915 MHz; rod antenna  
 Test Date: 2020-04-17  
 Note:

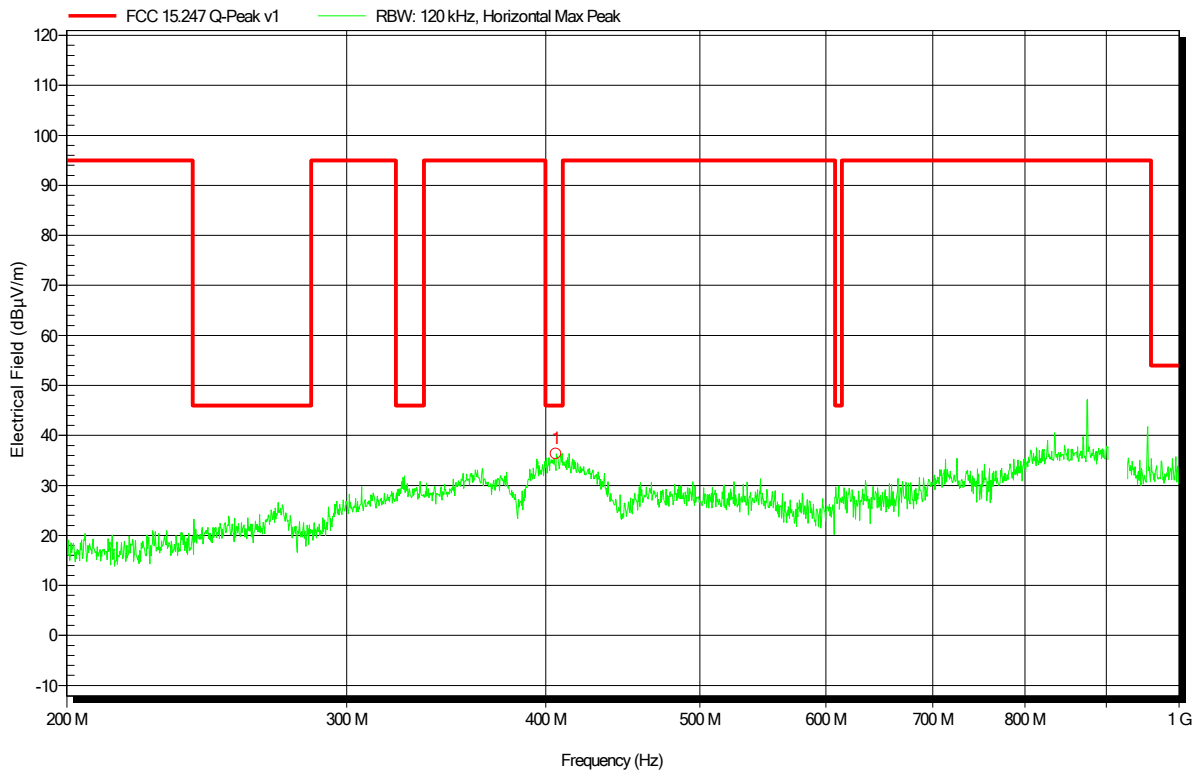
Index 34



**Spurious emissions according to FCC 15.247**

Project number: G0M-2002-8868  
 Applicant: Kamstrup A/S  
 EUT Name: Meter Transmit Unit  
 Model: Ready MTU  
 Test Site: Eurofins Product Service Germany  
 Operator: Mr. Jahn  
 Measurement software: RadiMation, version 2016.1.10  
 Test Conditions: Tnom: 24°C, Vnom: 3.6 VDC  
 Antenna: Rohde & Schwarz HL 223, Horizontal  
 Measurement distance: 3 m  
 Mode: TX; 915 MHz; rod antenna  
 Test Date: 2020-04-17  
 Note:

Index 53



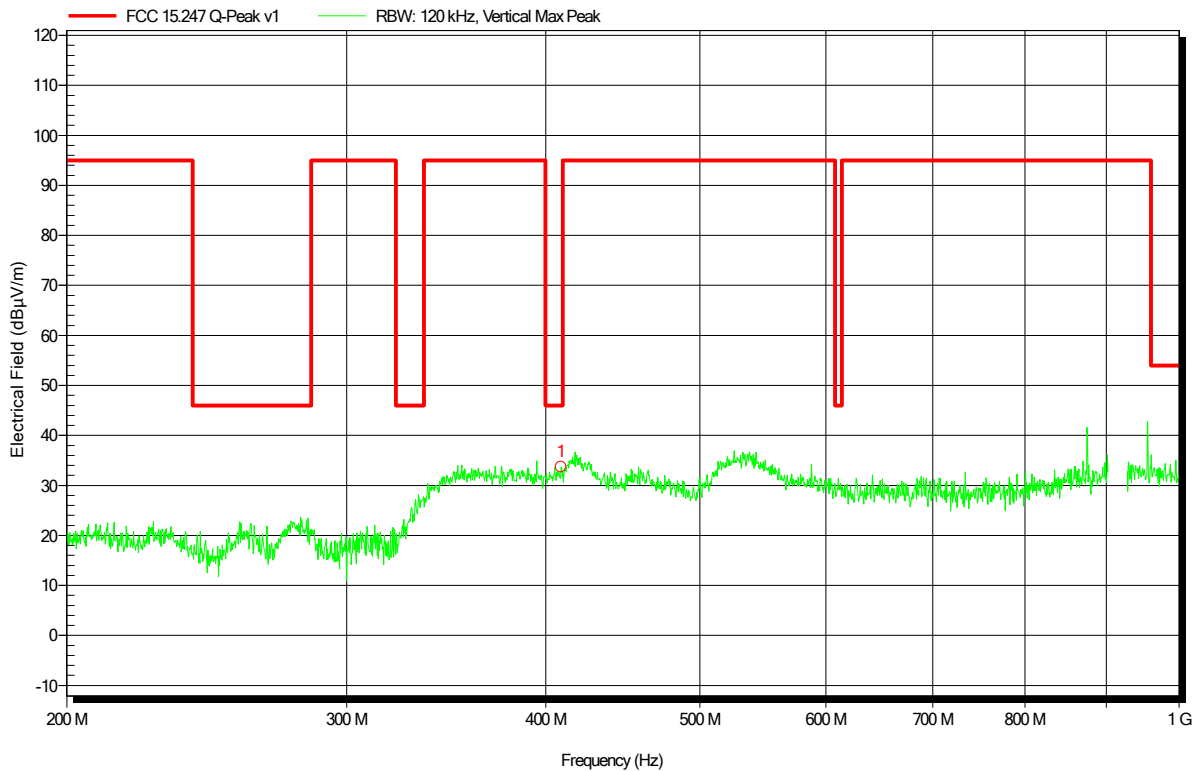
Frequency	Peak	Peak Limit	Peak Difference	Status
406.0609 MHz	36.3 dBµV/m	46 dBµV/m	-9.7 dB	Pass



**Spurious emissions according to FCC 15.247**

Project number: G0M-2002-8868  
 Applicant: Kamstrup A/S  
 EUT Name: Meter Transmit Unit  
 Model: Ready MTU  
 Test Site: Eurofins Product Service Germany  
 Operator: Mr. Jahn  
 Measurement software: RadiMation, version 2016.1.10  
 Test Conditions: Tnom: 24°C, Vnom: 3.6 VDC  
 Antenna: Rohde & Schwarz HL 223, Vertical  
 Measurement distance: 3 m  
 Mode: TX; 915 MHz; rod antenna  
 Test Date: 2020-04-17  
 Note:

Index 54



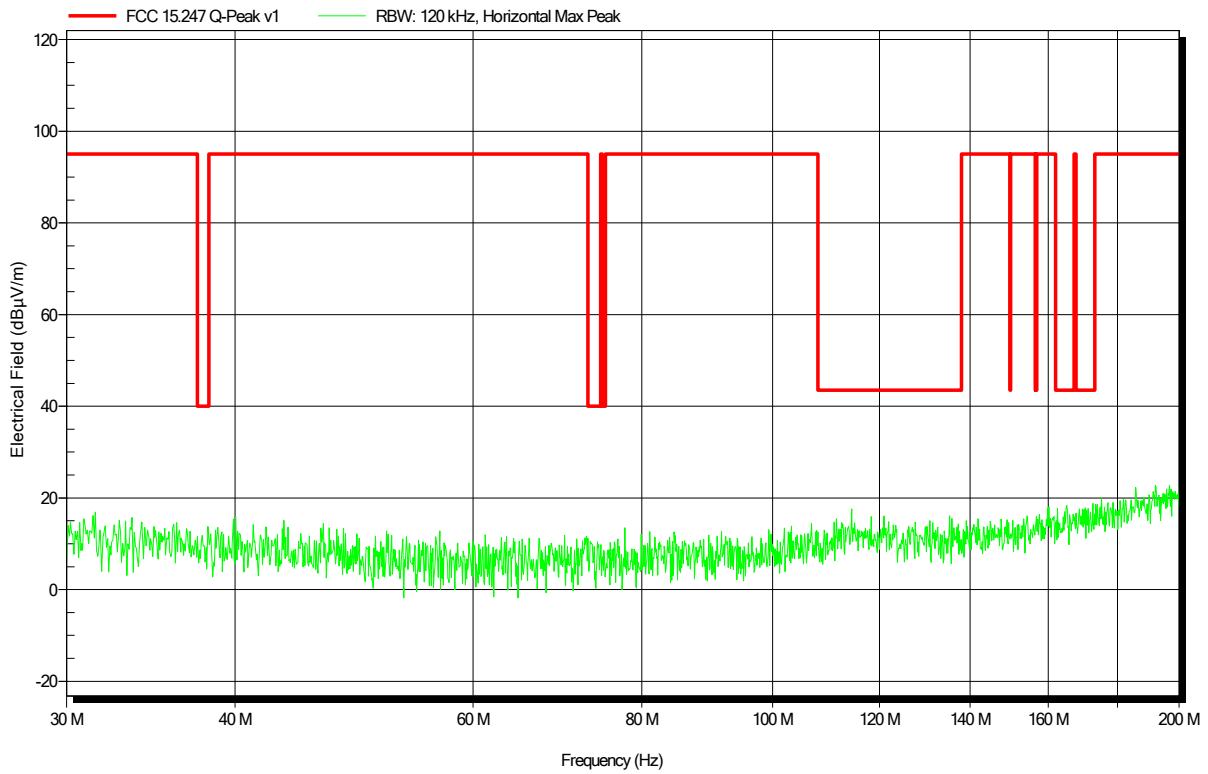
Frequency	Peak	Peak Limit	Peak Difference	Status
408.9429 MHz	33.7 dBµV/m	46 dBµV/m	-12.34 dB	Pass

### Spurious emissions according to FCC 15.247

Project number: G0M-2002-8868

Applicant: Kamstrup A/S  
 EUT Name: Meter Transmit Unit  
 Model: Ready MTU  
 Test Site: Eurofins Product Service Germany  
 Operator: Mr. Jahn  
 Measurement software: RadiMation, version 2016.1.10  
 Test Conditions: Tnom: 24°C, Vnom: 3.6 VDC  
 Antenna: Rohde & Schwarz HK 116, Horizontal  
 Measurement distance: 3 m  
 Mode: TX; 915 MHz; wall antenna  
 Test Date: 2020-04-17  
 Note:

Index 32

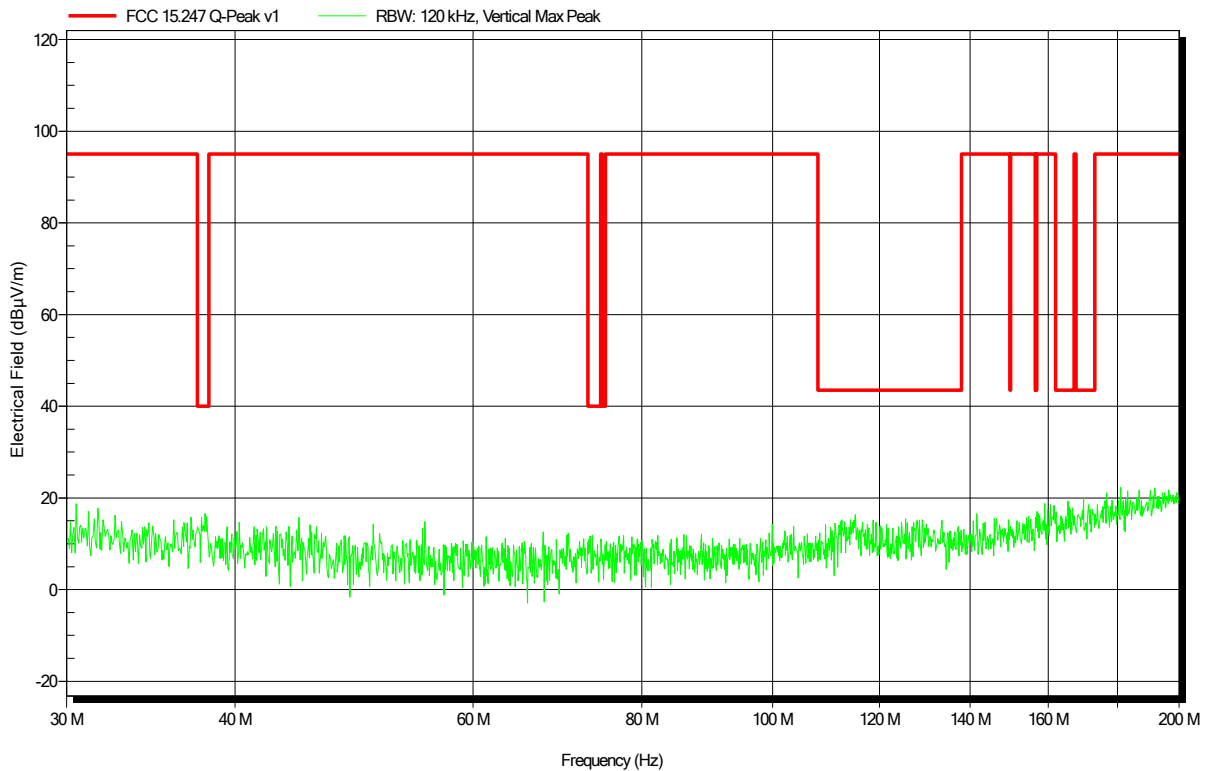


### Spurious emissions according to FCC 15.247

Project number: G0M-2002-8868

Applicant: Kamstrup A/S  
 EUT Name: Meter Transmit Unit  
 Model: Ready MTU  
 Test Site: Eurofins Product Service Germany  
 Operator: Mr. Jahn  
 Measurement software: RadiMation, version 2016.1.10  
 Test Conditions: Tnom: 24°C, Vnom: 3.6 VDC  
 Antenna: Rohde & Schwarz HK 116, Vertical  
 Measurement distance: 3 m  
 Mode: TX; 915 MHz; wall antenna  
 Test Date: 2020-04-17  
 Note:

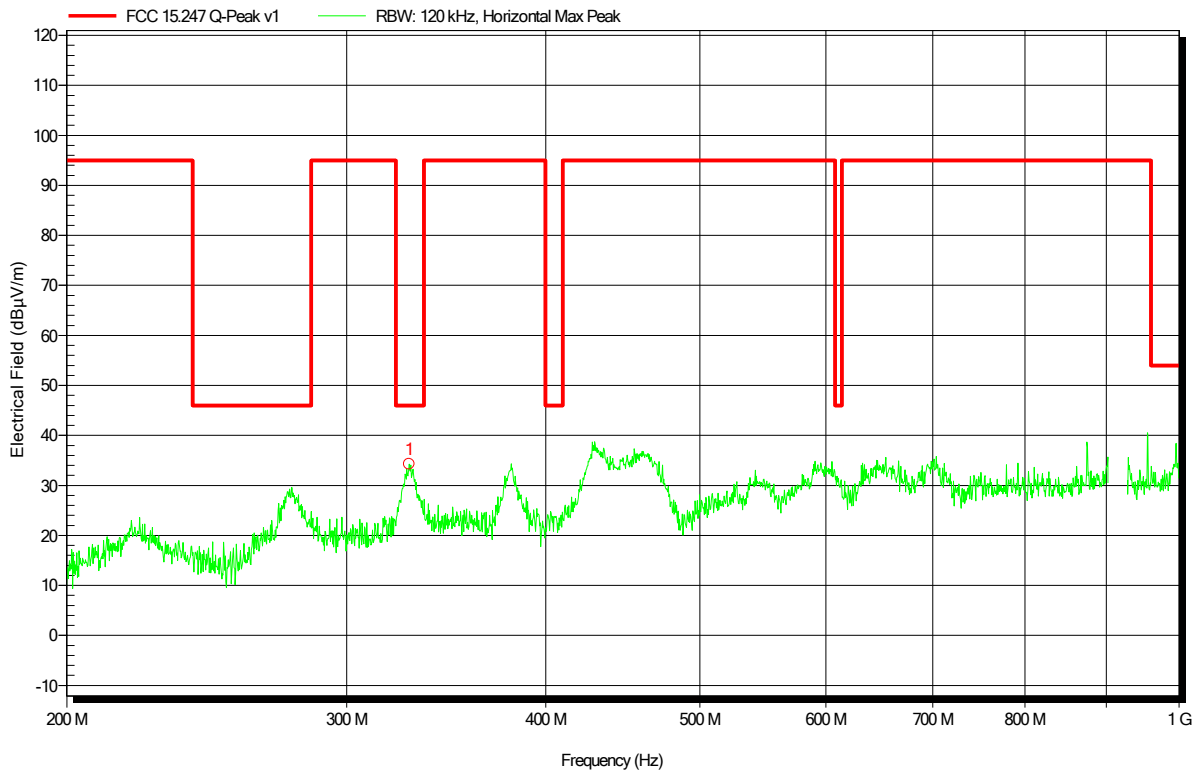
Index 31



**Spurious emissions according to FCC 15.247**

Project number: G0M-2002-8868  
 Applicant: Kamstrup A/S  
 EUT Name: Meter Transmit Unit  
 Model: Ready MTU  
 Test Site: Eurofins Product Service Germany  
 Operator: Mr. Jahn  
 Measurement software: RadiMation, version 2016.1.10  
 Test Conditions: Tnom: 24°C, Vnom: 3.6 VDC  
 Antenna: Rohde & Schwarz HL 223, Horizontal  
 Measurement distance: 3 m  
 Mode: TX; 915 MHz; wall antenna  
 Test Date: 2020-04-17  
 Note:

Index 52



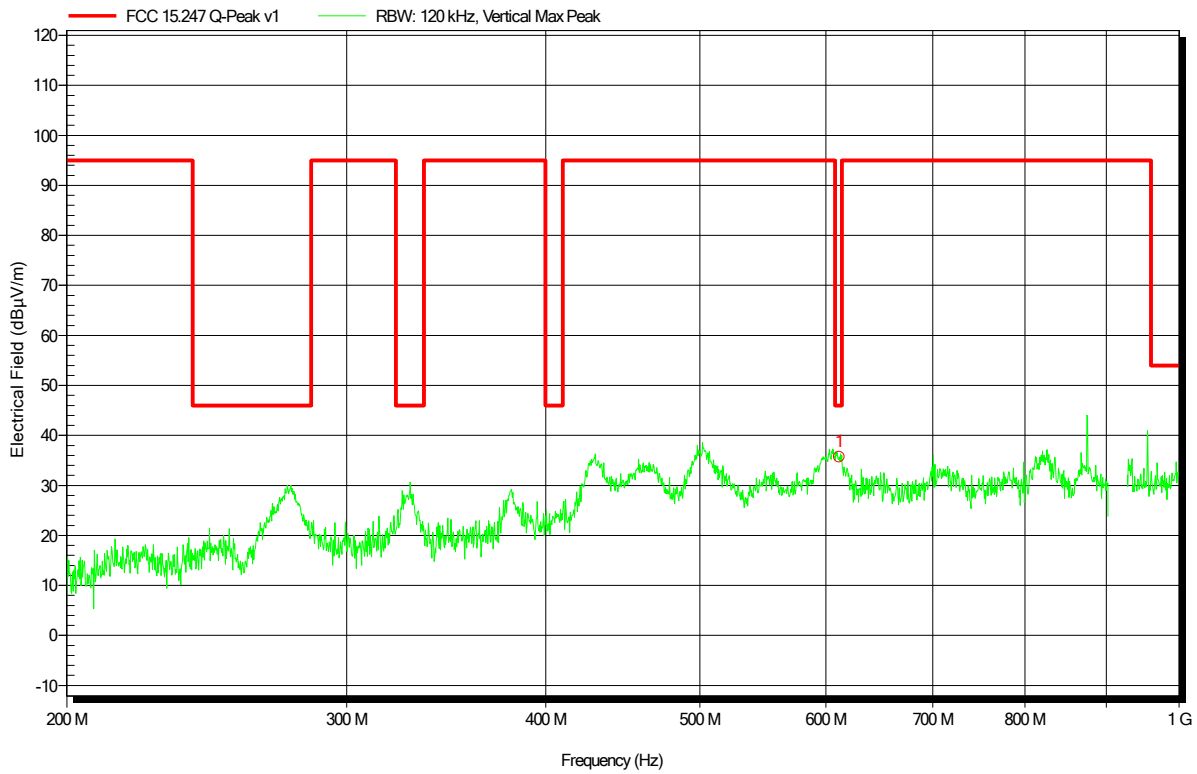
Frequency	Peak	Peak Limit	Peak Difference	Status
328.3077 MHz	34.3 dBµV/m	46 dBµV/m	-11.72 dB	Pass

**Spurious emissions according to FCC 15.247**

Project number: G0M-2002-8868

Applicant: Kamstrup A/S  
 EUT Name: Meter Transmit Unit  
 Model: Ready MTU  
 Test Site: Eurofins Product Service Germany  
 Operator: Mr. Jahn  
 Measurement software: RadiMation, version 2016.1.10  
 Test Conditions: Tnom: 24°C, Vnom: 3.6 VDC  
 Antenna: Rohde & Schwarz HL 223, Vertical  
 Measurement distance: 3 m  
 Mode: TX; 915 MHz; wall antenna  
 Test Date: 2020-04-17  
 Note:

Index 51



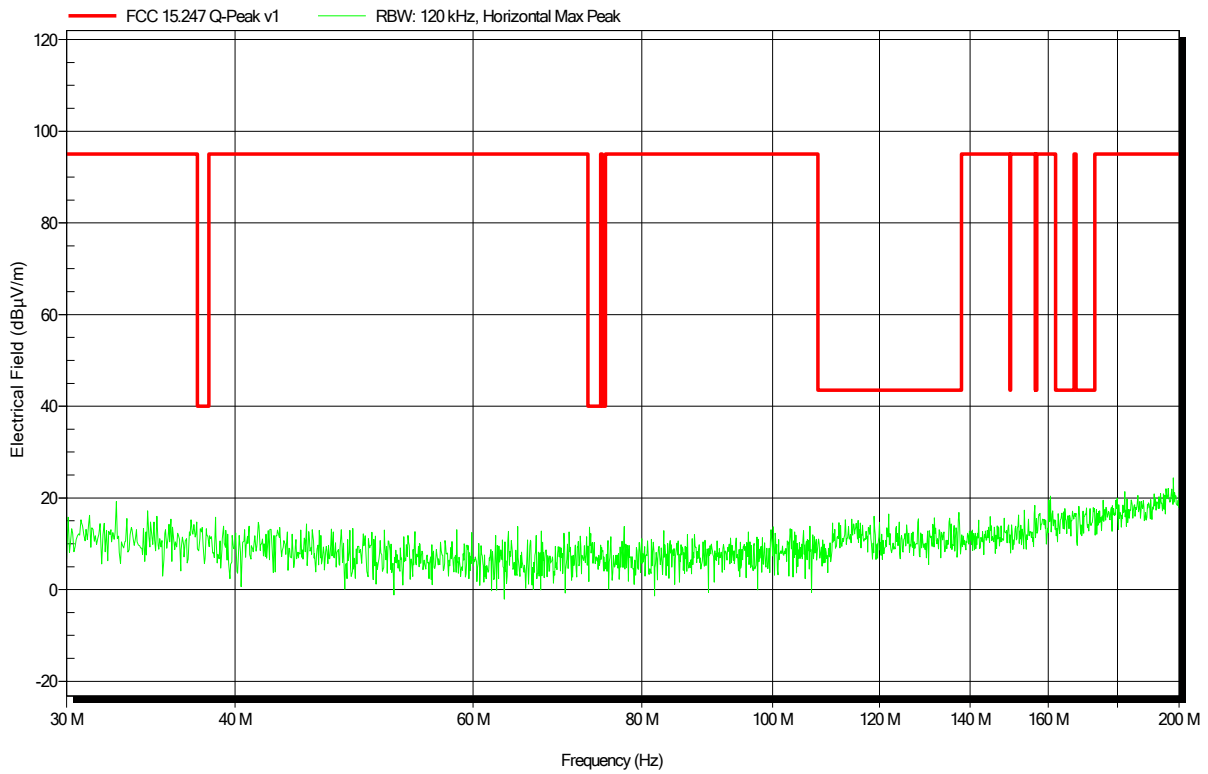
Frequency	Peak	Peak Limit	Peak Difference	Status
611.5214 MHz	35.6 dBµV/m	46 dBµV/m	-10.35 dB	Pass

### Spurious emissions according to FCC 15.247

Project number: G0M-2002-8868

Applicant: Kamstrup A/S  
 EUT Name: Meter Transmit Unit  
 Model: Ready MTU  
 Test Site: Eurofins Product Service Germany  
 Operator: Mr. Jahn  
 Measurement software: RadiMation, version 2016.1.10  
 Test Conditions: Tnom: 24°C, Vnom: 3.6 VDC  
 Antenna: Rohde & Schwarz HK 116, Horizontal  
 Measurement distance: 3 m  
 Mode: TX; 918.5 MHz; pit antenna  
 Test Date: 2020-04-17  
 Note:

Index 37

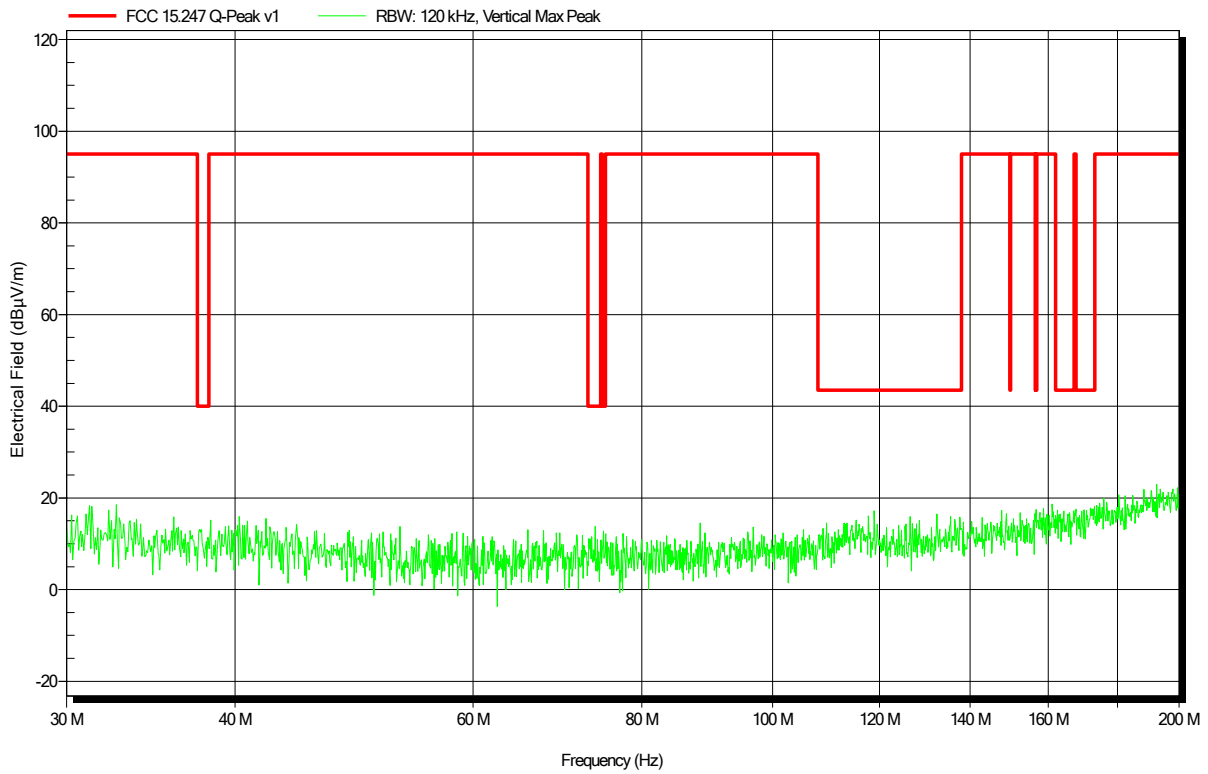


**Spurious emissions according to FCC 15.247**

Project number: G0M-2002-8868

Applicant: Kamstrup A/S  
 EUT Name: Meter Transmit Unit  
 Model: Ready MTU  
 Test Site: Eurofins Product Service Germany  
 Operator: Mr. Jahn  
 Measurement software: RadiMation, version 2016.1.10  
 Test Conditions: Tnom: 24°C, Vnom: 3.6 VDC  
 Antenna: Rohde & Schwarz HK 116, Vertical  
 Measurement distance: 3 m  
 Mode: TX; 918.5 MHz; pit antenna  
 Test Date: 2020-04-17  
 Note:

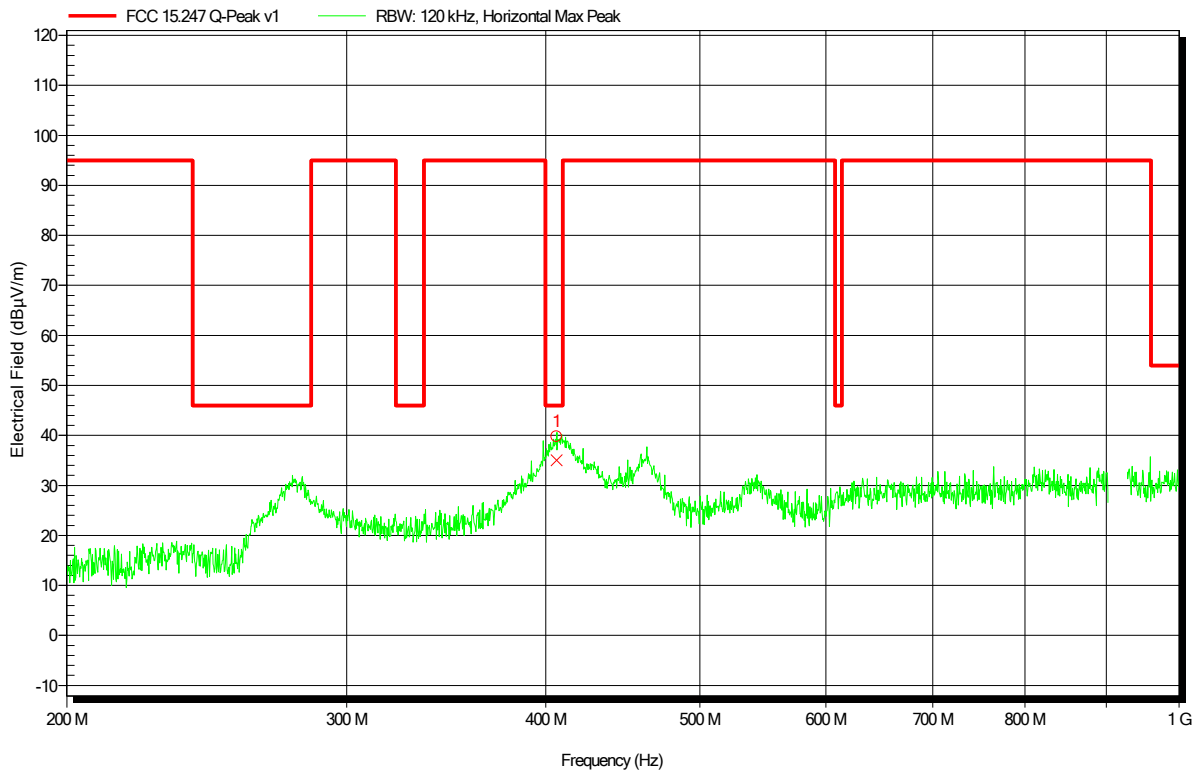
Index 38



**Spurious emissions according to FCC 15.247**

Project number: G0M-2002-8868  
 Applicant: Kamstrup A/S  
 EUT Name: Meter Transmit Unit  
 Model: Ready MTU  
 Test Site: Eurofins Product Service Germany  
 Operator: Mr. Jahn  
 Measurement software: RadiMation, version 2016.1.10  
 Test Conditions: Tnom: 24°C, Vnom: 3.6 VDC  
 Antenna: Rohde & Schwarz HL 223, Horizontal  
 Measurement distance: 3 m  
 Mode: TX; 918.5 MHz; pit antenna  
 Test Date: 2020-04-17  
 Note:

Index 57



Frequency	Peak	Peak Limit	Peak Difference	Status
406.3551 MHz	39.8 dBµV/m	46 dBµV/m	-6.25 dB	Pass
Frequency	Quasi-Peak	Quasi-Peak Limit	Quasi-Peak Difference	Quasi-Peak Status
406.3551 MHz	35 dBµV/m	46 dBµV/m	-10.96 dB	Pass

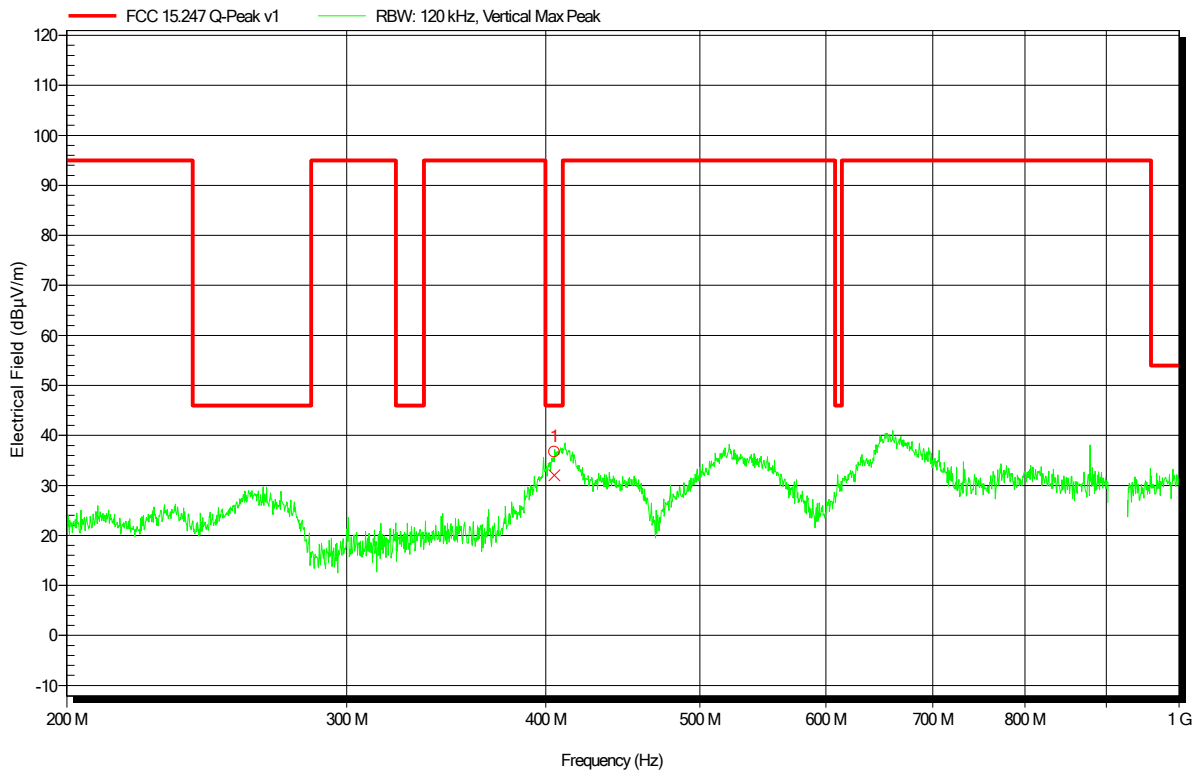


### Spurious emissions according to FCC 15.247

Project number: G0M-2002-8868

Applicant: Kamstrup A/S  
 EUT Name: Meter Transmit Unit  
 Model: Ready MTU  
 Test Site: Eurofins Product Service Germany  
 Operator: Mr. Jahn  
 Measurement software: RadiMation, version 2016.1.10  
 Test Conditions: Tnom: 24°C, Vnom: 3.6 VDC  
 Antenna: Rohde & Schwarz HL 223, Vertical  
 Measurement distance: 3 m  
 Mode: TX; 918.5 MHz; pit antenna  
 Test Date: 2020-04-17  
 Note:

Index 58



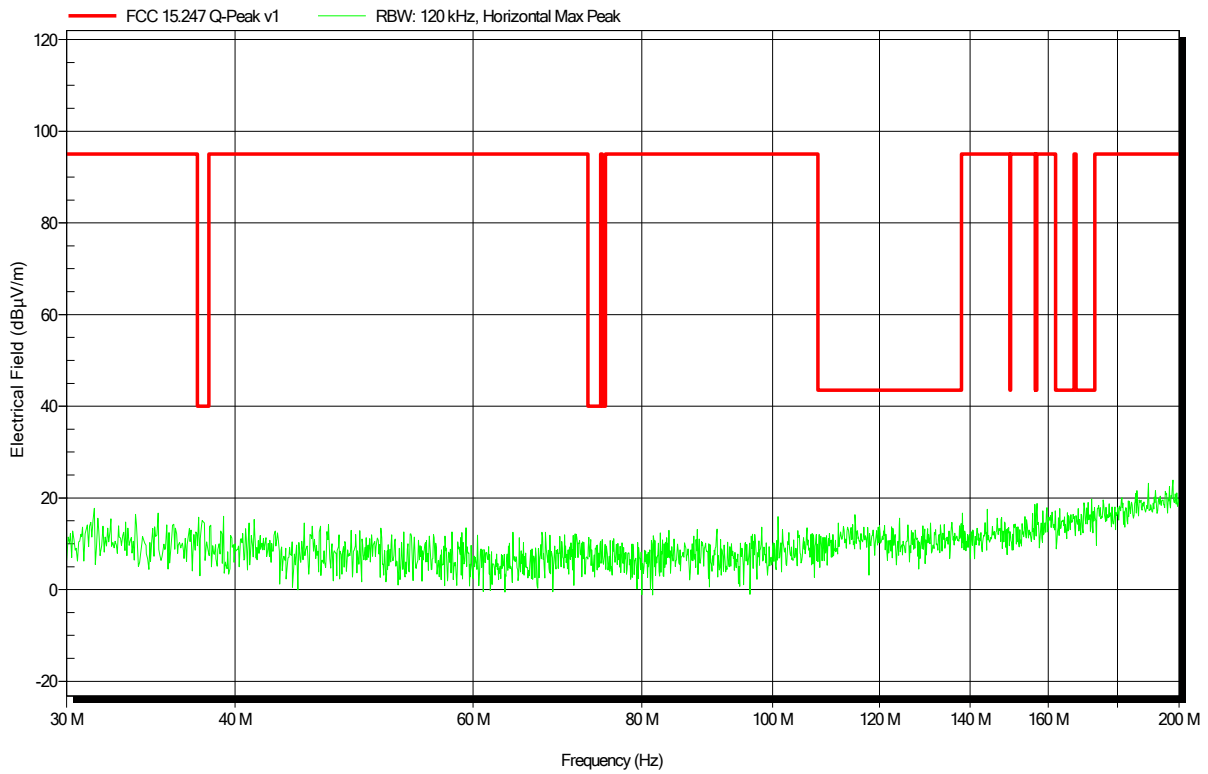
Frequency	Peak	Peak Limit	Peak Difference	Status
405.1182 MHz	36.7 dBµV/m	46 dBµV/m	-9.31 dB	Pass
Frequency	Quasi-Peak	Quasi-Peak Limit	Quasi-Peak Difference	Quasi-Peak Status
405.1182 MHz	32 dBµV/m	46 dBµV/m	-13.98 dB	Pass

**Spurious emissions according to FCC 15.247**

Project number: G0M-2002-8868

Applicant: Kamstrup A/S  
 EUT Name: Meter Transmit Unit  
 Model: Ready MTU  
 Test Site: Eurofins Product Service Germany  
 Operator: Mr. Jahn  
 Measurement software: RadiMation, version 2016.1.10  
 Test Conditions: Tnom: 24°C, Vnom: 3.6 VDC  
 Antenna: Rohde & Schwarz HK 116, Horizontal  
 Measurement distance: 3 m  
 Mode: TX; 918.5 MHz; rod antenna  
 Test Date: 2020-04-17  
 Note:

Index 41

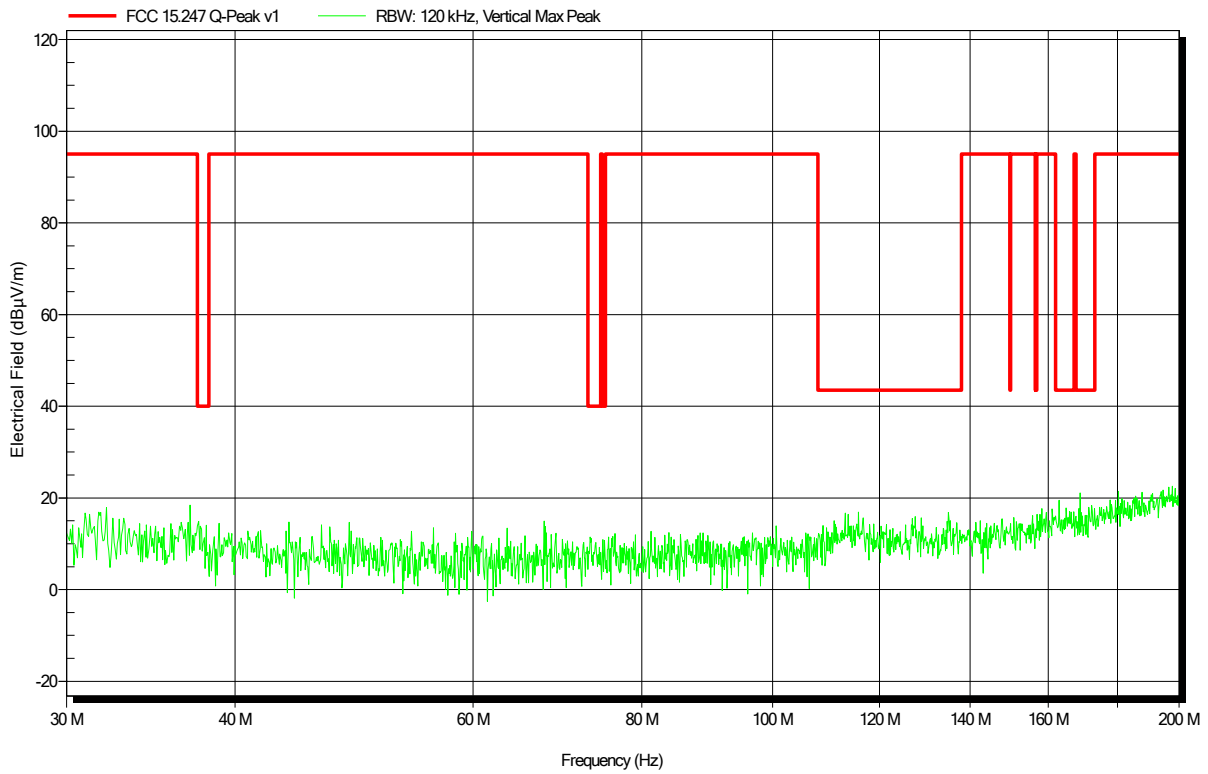


**Spurious emissions according to FCC 15.247**

Project number: G0M-2002-8868

Applicant: Kamstrup A/S  
 EUT Name: Meter Transmit Unit  
 Model: Ready MTU  
 Test Site: Eurofins Product Service Germany  
 Operator: Mr. Jahn  
 Measurement software: RadiMation, version 2016.1.10  
 Test Conditions: Tnom: 24°C, Vnom: 3.6 VDC  
 Antenna: Rohde & Schwarz HK 116, Vertical  
 Measurement distance: 3 m  
 Mode: TX; 918.5 MHz; rod antenna  
 Test Date: 2020-04-17  
 Note:

Index 42

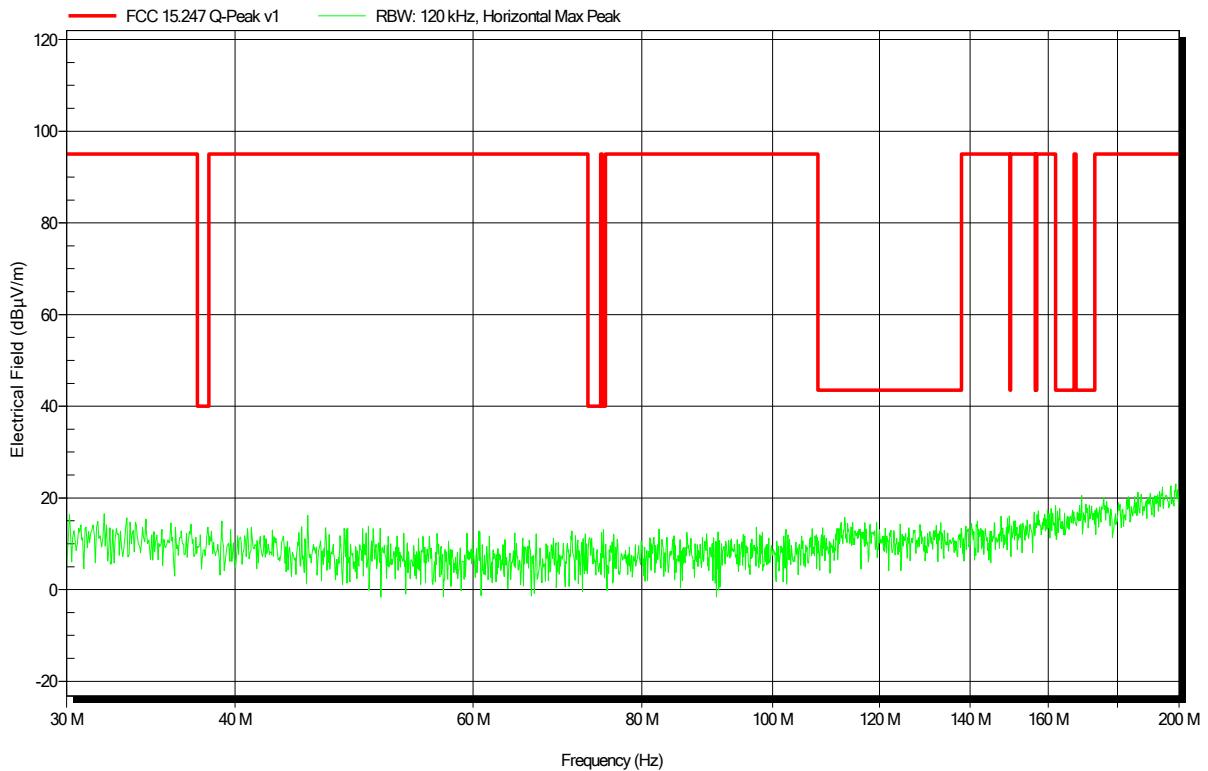


### Spurious emissions according to FCC 15.247

Project number: G0M-2002-8868

Applicant: Kamstrup A/S  
 EUT Name: Meter Transmit Unit  
 Model: Ready MTU  
 Test Site: Eurofins Product Service Germany  
 Operator: Mr. Jahn  
 Measurement software: RadiMation, version 2016.1.10  
 Test Conditions: Tnom: 24°C, Vnom: 3.6 VDC  
 Antenna: Rohde & Schwarz HK 116, Horizontal  
 Measurement distance: 3 m  
 Mode: TX; 918.5 MHz; wall antenna  
 Test Date: 2020-04-17  
 Note:

Index 40

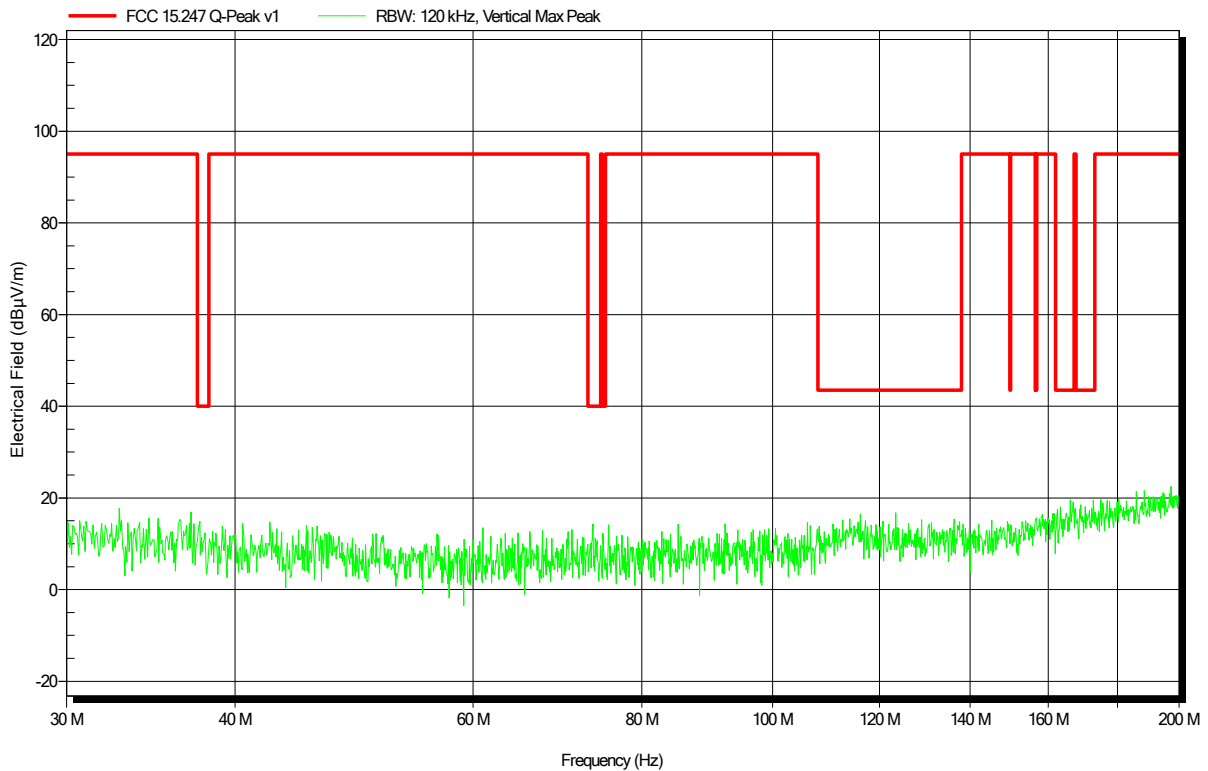


### Spurious emissions according to FCC 15.247

Project number: G0M-2002-8868

Applicant: Kamstrup A/S  
 EUT Name: Meter Transmit Unit  
 Model: Ready MTU  
 Test Site: Eurofins Product Service Germany  
 Operator: Mr. Jahn  
 Measurement software: RadiMation, version 2016.1.10  
 Test Conditions: Tnom: 24°C, Vnom: 3.6 VDC  
 Antenna: Rohde & Schwarz HK 116, Vertical  
 Measurement distance: 3 m  
 Mode: TX; 918.5 MHz; wall antenna  
 Test Date: 2020-04-17  
 Note:

Index 39

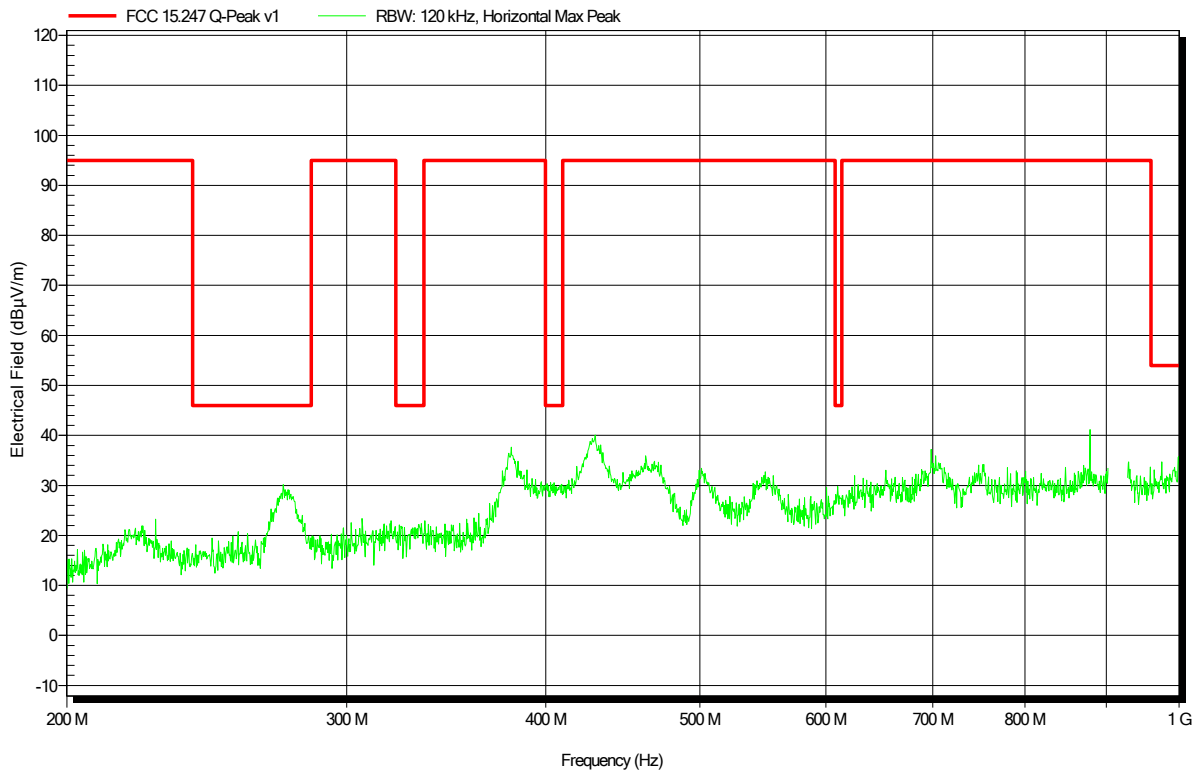


**Spurious emissions according to FCC 15.247**

Project number: G0M-2002-8868

Applicant: Kamstrup A/S  
 EUT Name: Meter Transmit Unit  
 Model: Ready MTU  
 Test Site: Eurofins Product Service Germany  
 Operator: Mr. Jahn  
 Measurement software: RadiMation, version 2016.1.10  
 Test Conditions: Tnom: 24°C, Vnom: 3.6 VDC  
 Antenna: Rohde & Schwarz HL 223, Horizontal  
 Measurement distance: 3 m  
 Mode: TX; 918.5 MHz; wall antenna  
 Test Date: 2020-04-17  
 Note:

Index 60

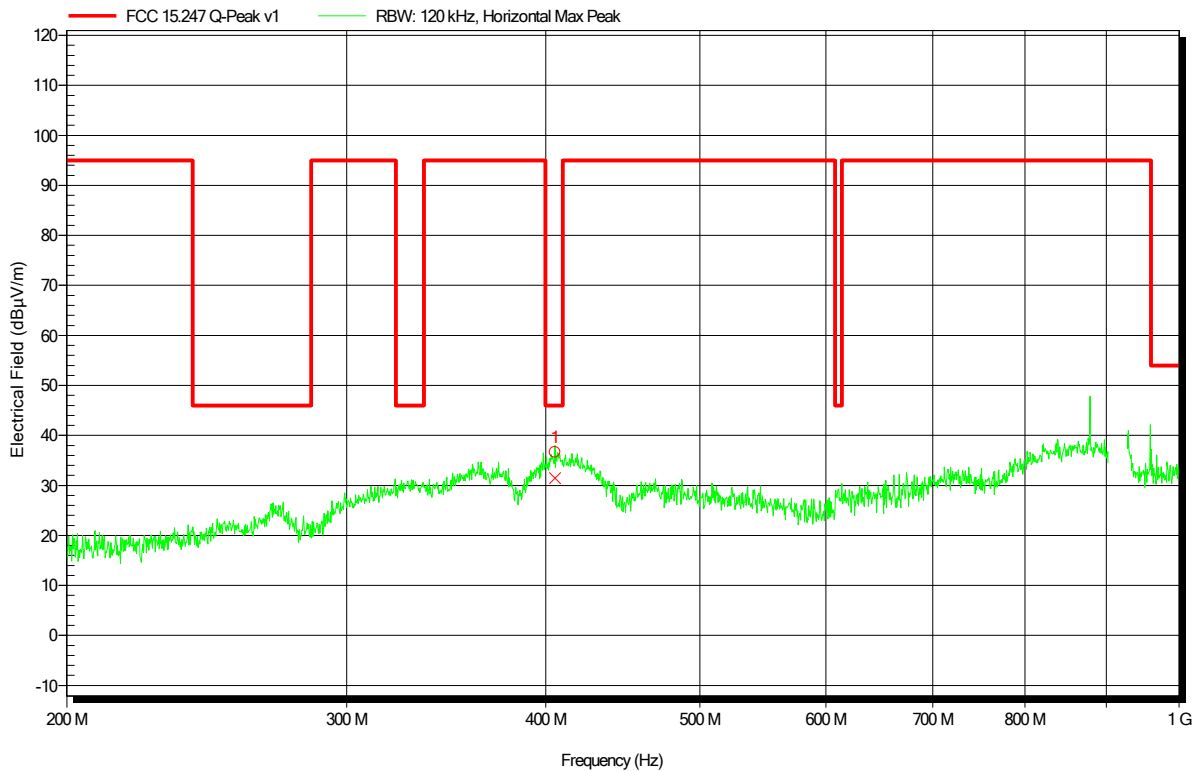


### Spurious emissions according to FCC 15.247

Project number: G0M-2002-8868

Applicant: Kamstrup A/S  
 EUT Name: Meter Transmit Unit  
 Model: Ready MTU  
 Test Site: Eurofins Product Service Germany  
 Operator: Mr. Jahn  
 Measurement software: RadiMation, version 2016.1.10  
 Test Conditions: Tnom: 24°C, Vnom: 3.6 VDC  
 Antenna: Rohde & Schwarz HL 223, Horizontal  
 Measurement distance: 3 m  
 Mode: TX; 918.5 MHz; wall antenna  
 Test Date: 2020-04-17  
 Note:

Index 61



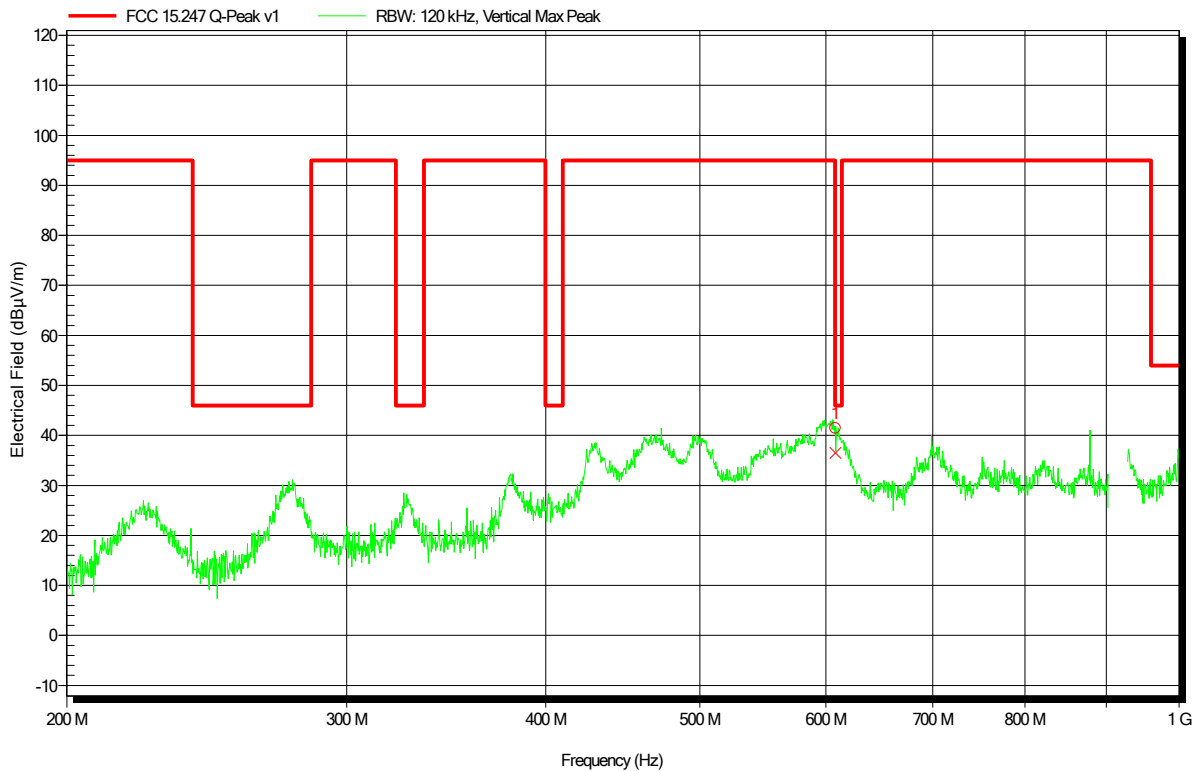
Frequency	Peak	Peak Limit	Peak Difference	Status
405.4004 MHz	36.6 dBµV/m	46 dBµV/m	-9.4 dB	Pass
Frequency	Quasi-Peak	Quasi-Peak Limit	Quasi-Peak Difference	Quasi-Peak Status
405.4004 MHz	31.4 dBµV/m	46 dBµV/m	-14.56 dB	Pass

### Spurious emissions according to FCC 15.247

Project number: G0M-2002-8868

Applicant: Kamstrup A/S  
 EUT Name: Meter Transmit Unit  
 Model: Ready MTU  
 Test Site: Eurofins Product Service Germany  
 Operator: Mr. Jahn  
 Measurement software: RadiMation, version 2016.1.10  
 Test Conditions: Tnom: 24°C, Vnom: 3.6 VDC  
 Antenna: Rohde & Schwarz HL 223, Vertical  
 Measurement distance: 3 m  
 Mode: TX; 918.5 MHz; wall antenna  
 Test Date: 2020-04-17  
 Note:

Index 59



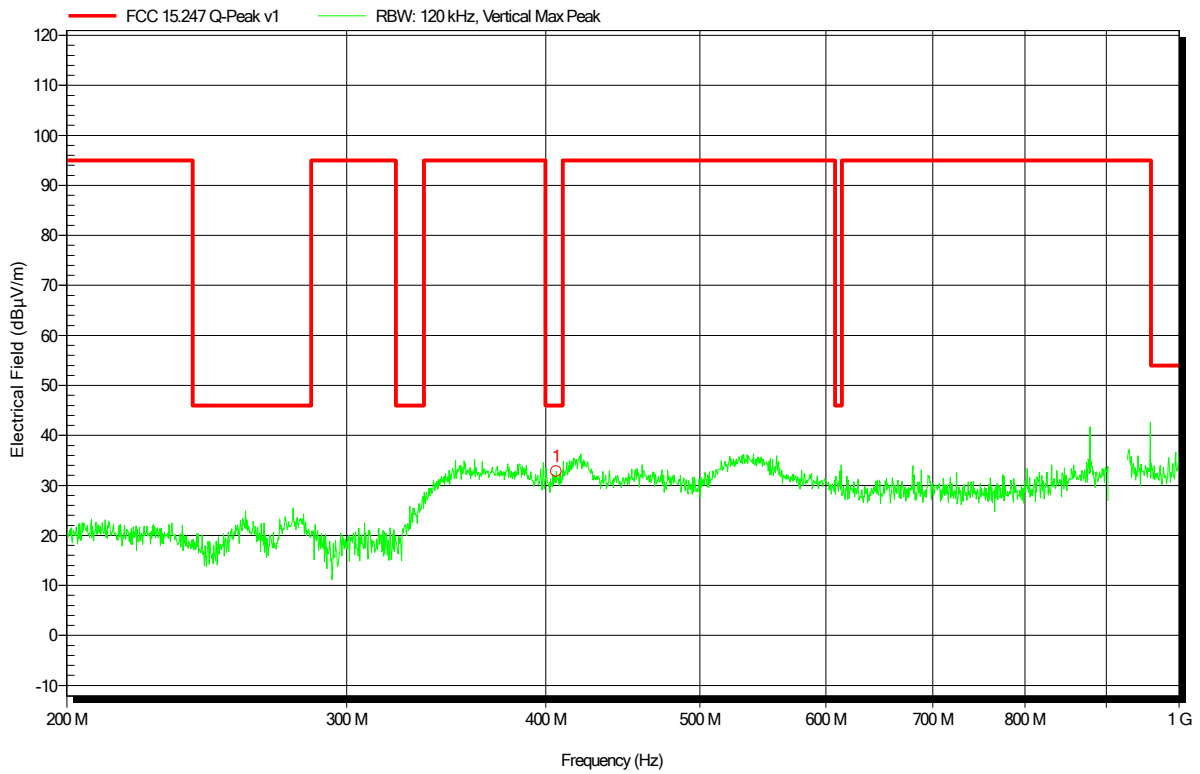
Frequency	Peak	Peak Limit	Peak Difference	Status
608.3272 MHz	41.5 dBµV/m	46 dBµV/m	-4.55 dB	Pass
Frequency	Quasi-Peak	Quasi-Peak Limit	Quasi-Peak Difference	Quasi-Peak Status
608.3272 MHz	36.5 dBµV/m	46 dBµV/m	-9.47 dB	Pass



**Spurious emissions according to FCC 15.247**

Project number: G0M-2002-8868  
 Applicant: Kamstrup A/S  
 EUT Name: Meter Transmit Unit  
 Model: Ready MTU  
 Test Site: Eurofins Product Service Germany  
 Operator: Mr. Jahn  
 Measurement software: RadiMation, version 2016.1.10  
 Test Conditions: Tnom: 24°C, Vnom: 3.6 VDC  
 Antenna: Rohde & Schwarz HL 223, Vertical  
 Measurement distance: 3 m  
 Mode: TX; 918.5 MHz; wall antenna  
 Test Date: 2020-04-17  
 Note:

Index 62



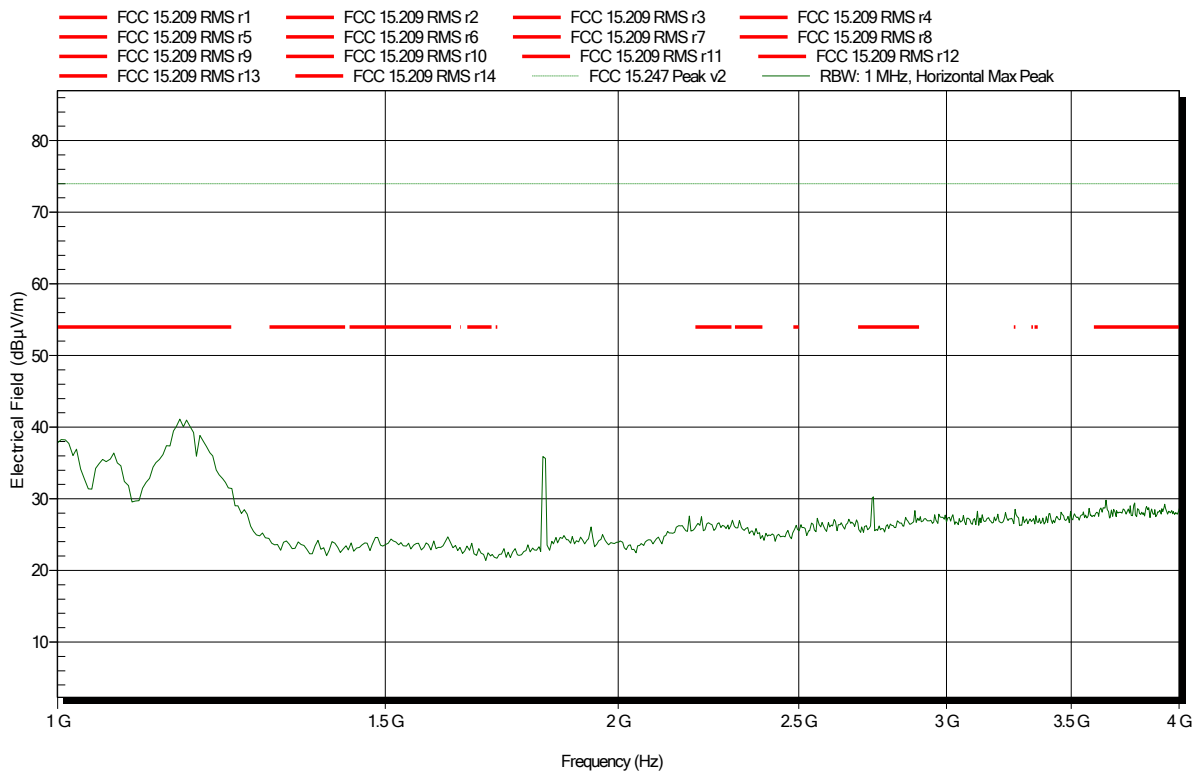
Frequency	Peak	Peak Limit	Peak Difference	Status
406.181 MHz	32.8 dBµV/m	46 dBµV/m	-13.19 dB	Pass

### Spurious emissions according to FCC 15.247

Project number: G0M-2002-8868

Applicant: Kamstrup A/S  
 EUT Name: Meter Transmit Unit  
 Model: Ready MTU  
 Test Site: Eurofins Product Service Germany  
 Operator: Toralf Jahn  
 Test Conditions: Tnom: 24°C, Vnom: 3.6 VDC  
 Antenna: Schwarzbeck BBHA 9120D, Horizontal  
 Measurement distance: 1 m converted to 3m  
 Mode: TX; 912.5 MHz; pit antenna  
 Test Date: 2020-04-20  
 Note:

Index 75

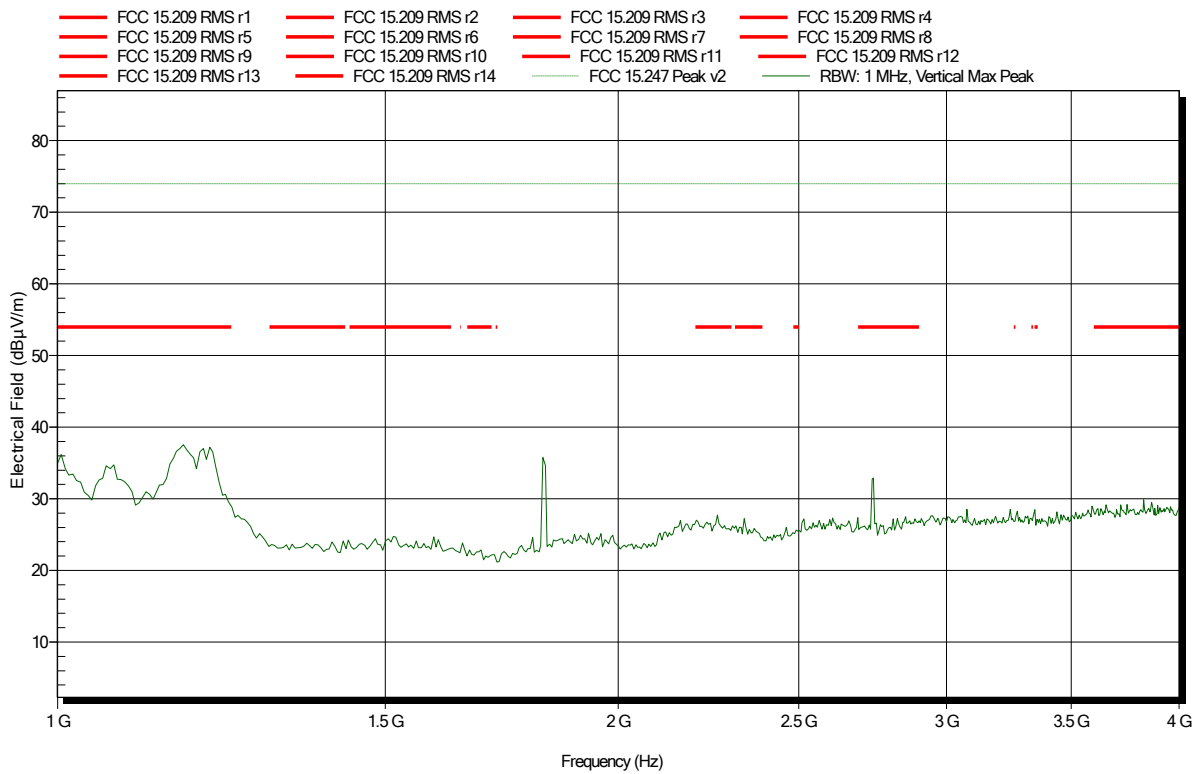


### Spurious emissions according to FCC 15.247

Project number: G0M-2002-8868

Applicant: Kamstrup A/S  
 EUT Name: Meter Transmit Unit  
 Model: Ready MTU  
 Test Site: Eurofins Product Service Germany  
 Operator: Toralf Jahn  
 Test Conditions: Tnom: 24°C, Vnom: 3.6 VDC  
 Antenna: Schwarzbeck BBHA 9120D, Vertical  
 Measurement distance: 1 m converted to 3m  
 Mode: TX; 912.5 MHz; pit antenna  
 Test Date: 2020-04-20  
 Note:

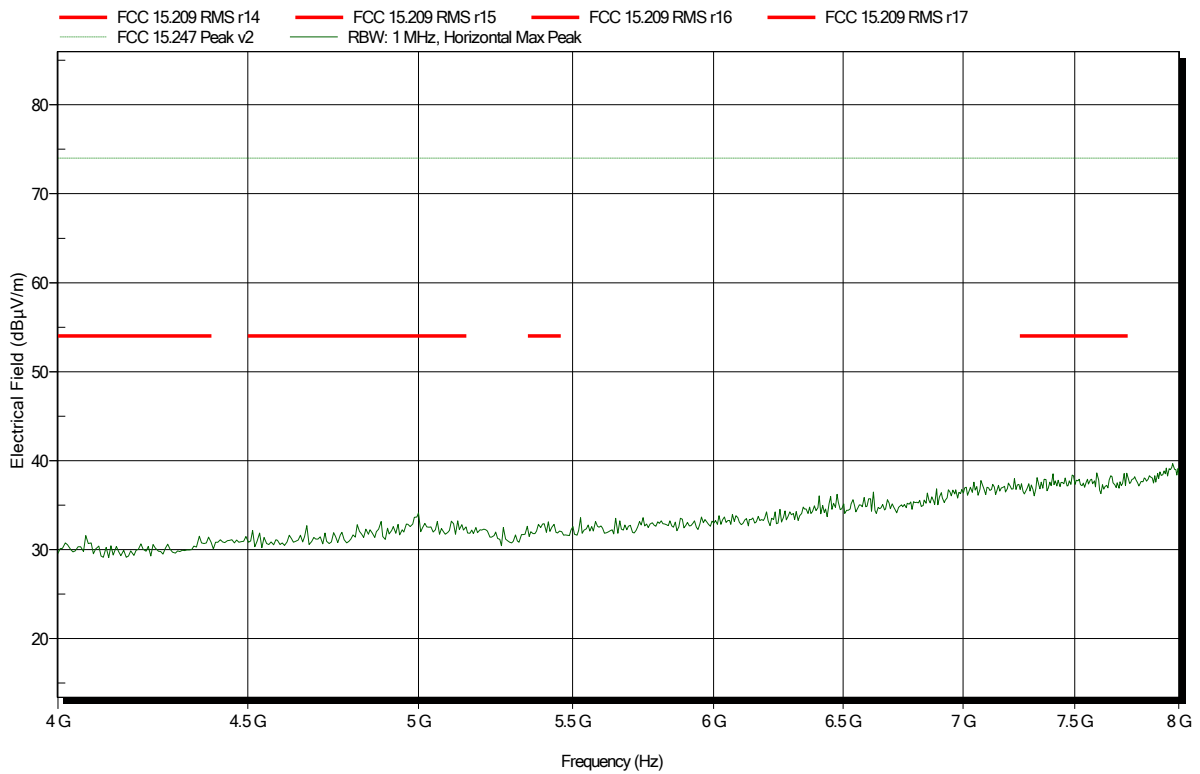
Index 78



**Spurious emissions according to FCC 15.247**

Project number: G0M-2002-8868  
 Applicant: Kamstrup A/S  
 EUT Name: Meter Transmit Unit  
 Model: Ready MTU  
 Test Site: Eurofins Product Service Germany  
 Operator: Toralf Jahn  
 Test Conditions: Tnom: 24°C, Vnom: 3.6 VDC  
 Antenna: Schwarzbeck BBHA 9120D, Horizontal  
 Measurement distance: 1 m converted to 3m  
 Mode: TX; 912.5 MHz; pit antenna  
 Test Date: 2020-04-20  
 Note:

Index 76

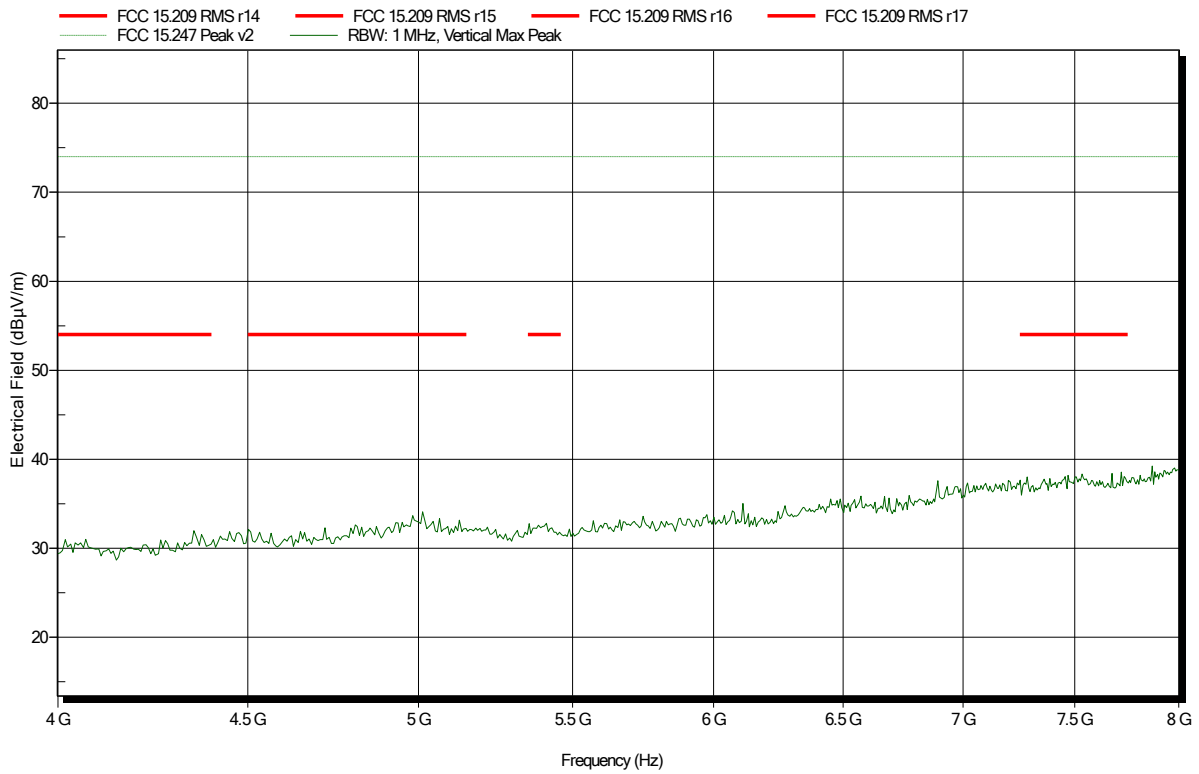


### Spurious emissions according to FCC 15.247

Project number: G0M-2002-8868

Applicant: Kamstrup A/S  
 EUT Name: Meter Transmit Unit  
 Model: Ready MTU  
 Test Site: Eurofins Product Service Germany  
 Operator: Toralf Jahn  
 Measurement software: RadiMation, version 2016.1.10  
 Test Conditions: Tnom: 24°C, Vnom: 3.6 VDC  
 Antenna: Schwarzbeck BBHA 9120D, Vertical  
 Measurement distance: 1 m, converted to 3 m  
 Mode: TX; 912.5 MHz; pit antenna  
 Test Date: 2020-04-20  
 Note:

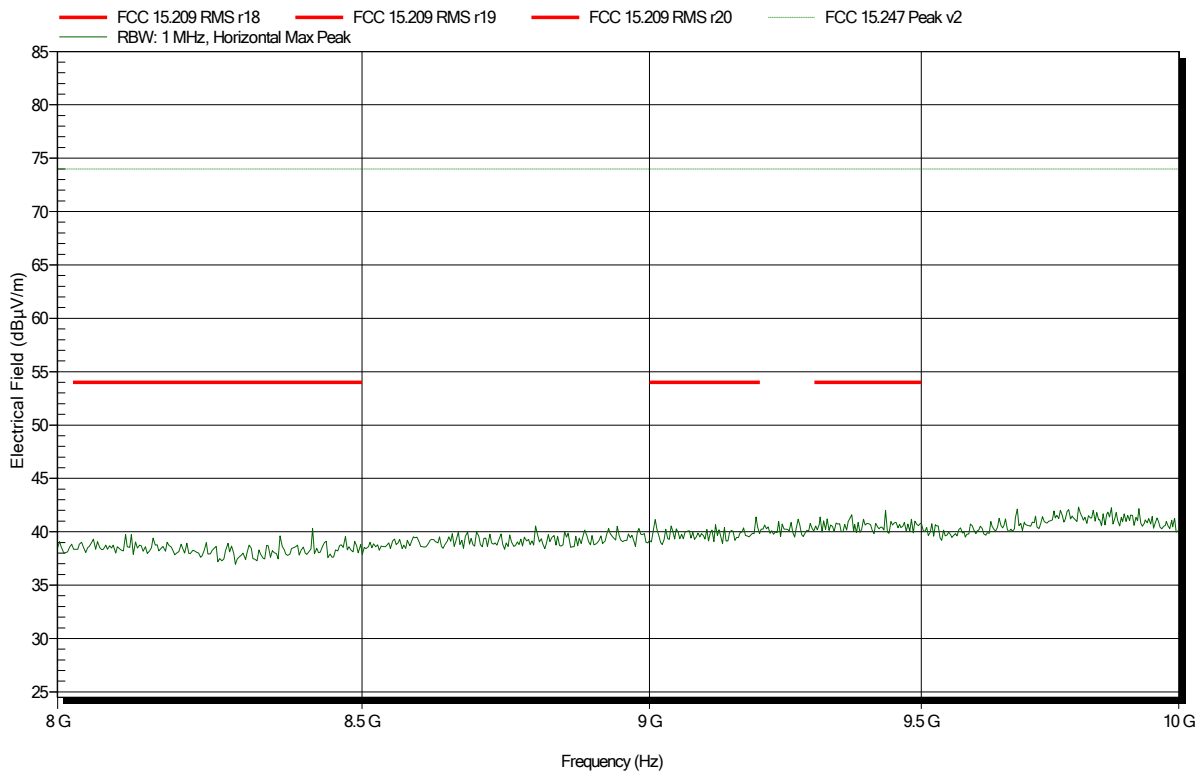
Index 79



**Spurious emissions according to FCC 15.247**

Project number: G0M-2002-8868  
 Applicant: Kamstrup A/S  
 EUT Name: Meter Transmit Unit  
 Model: Ready MTU  
 Test Site: Eurofins Product Service Germany  
 Operator: Toralf Jahn  
 Test Conditions: Tnom: 24°C, Vnom: 3.6 VDC  
 Antenna: Schwarzbeck BBHA 9120D, Horizontal  
 Measurement distance: 1 m converted to 3m  
 Mode: TX; 912.5 MHz; pit antenna  
 Test Date: 2020-04-20  
 Note:

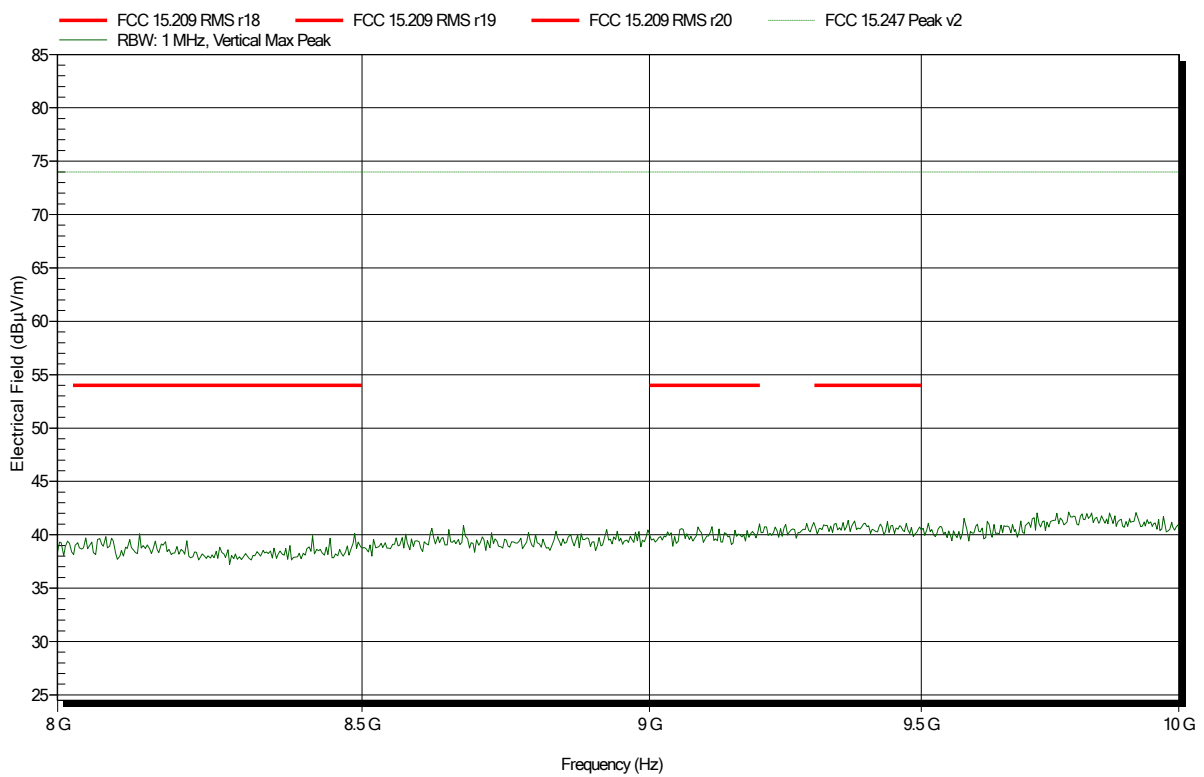
Index 77



**Spurious emissions according to FCC 15.247**

Project number: G0M-2002-8868  
 Applicant: Kamstrup A/S  
 EUT Name: Meter Transmit Unit  
 Model: Ready MTU  
 Test Site: Eurofins Product Service Germany  
 Operator: Toralf Jahn  
 Test Conditions: Tnom: 24°C, Vnom: 3.6 VDC  
 Antenna: Schwarzbeck BBHA 9120D, Vertical  
 Measurement distance: 1 m converted to 3m  
 Mode: TX; 912.5 MHz; pit antenna  
 Test Date: 2020-04-20  
 Note:

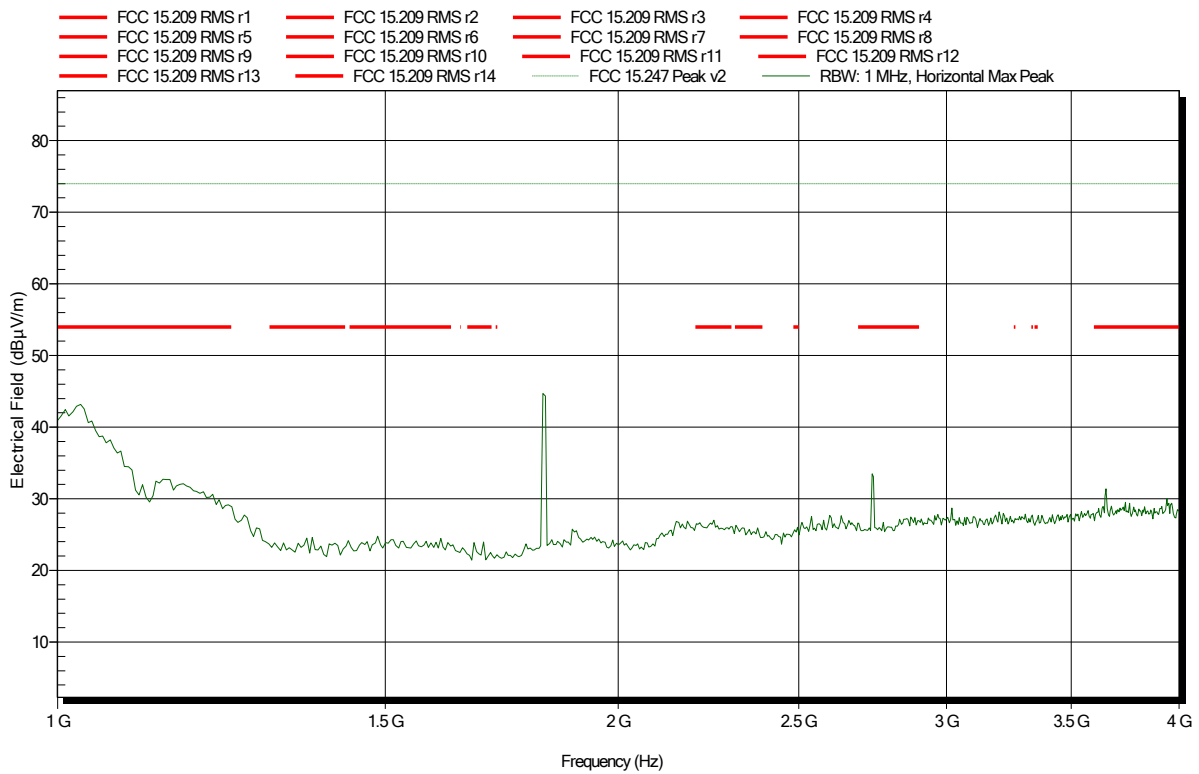
Index 80



**Spurious emissions according to FCC 15.247**

Project number: G0M-2002-8868  
 Applicant: Kamstrup A/S  
 EUT Name: Meter Transmit Unit  
 Model: Ready MTU  
 Test Site: Eurofins Product Service Germany  
 Operator: Toralf Jahn  
 Test Conditions: Tnom: 24°C, Vnom: 3.6 VDC  
 Antenna: Schwarzbeck BBHA 9120D, Horizontal  
 Measurement distance: 1 m converted to 3m  
 Mode: TX; 912.5 MHz; rod antenna  
 Test Date: 2020-04-20  
 Note:

Index 99



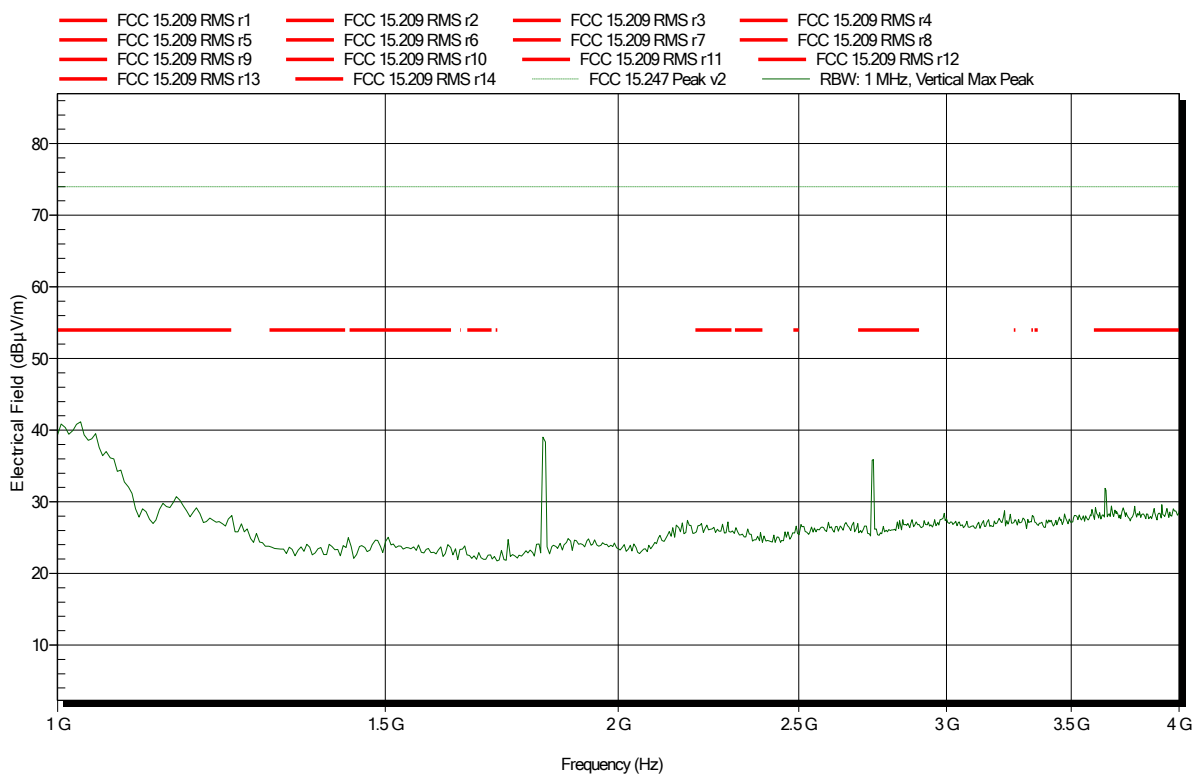


### Spurious emissions according to FCC 15.247

Project number: G0M-2002-8868

Applicant: Kamstrup A/S  
 EUT Name: Meter Transmit Unit  
 Model: Ready MTU  
 Test Site: Eurofins Product Service Germany  
 Operator: Toralf Jahn  
 Test Conditions: Tnom: 24°C, Vnom: 3.6 VDC  
 Antenna: Schwarzbeck BBHA 9120D, Vertical  
 Measurement distance: 1 m converted to 3m  
 Mode: TX; 912.5 MHz; rod antenna  
 Test Date: 2020-04-20  
 Note:

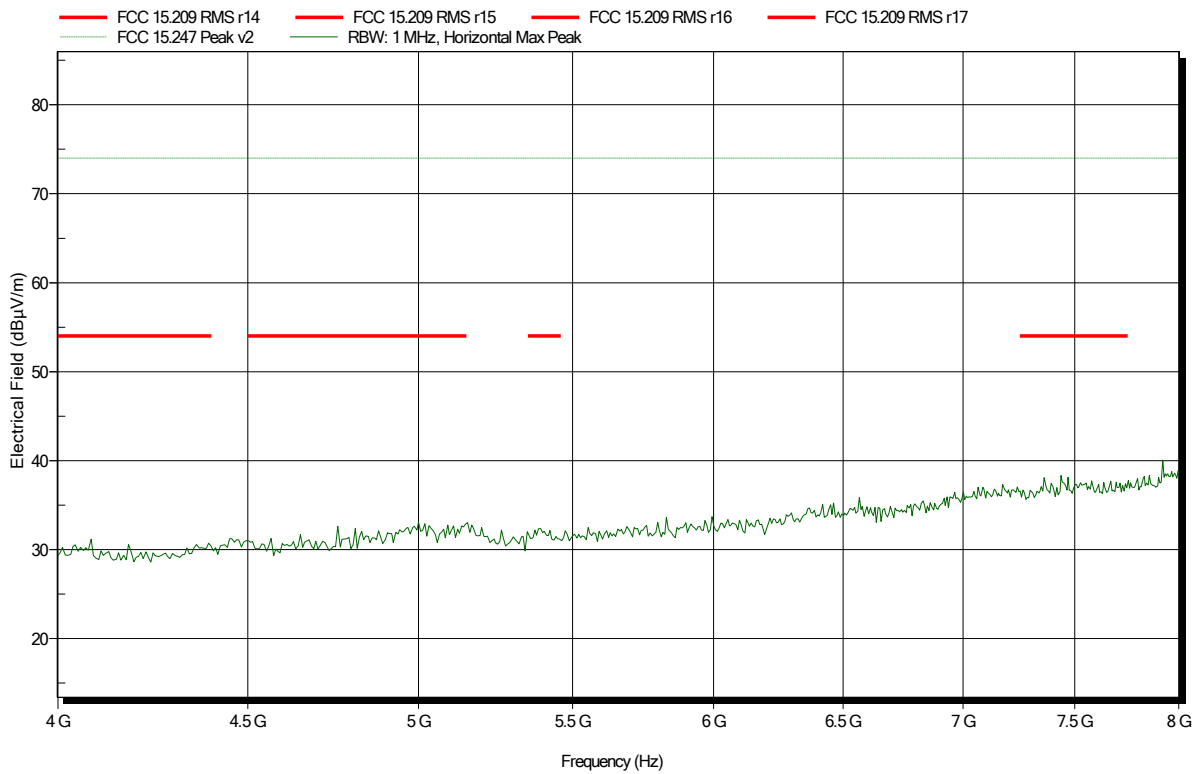
Index 102



**Spurious emissions according to FCC 15.247**

Project number: G0M-2002-8868  
 Applicant: Kamstrup A/S  
 EUT Name: Meter Transmit Unit  
 Model: Ready MTU  
 Test Site: Eurofins Product Service Germany  
 Operator: Toralf Jahn  
 Test Conditions: Tnom: 24°C, Vnom: 3.6 VDC  
 Antenna: Schwarzbeck BBHA 9120D, Horizontal  
 Measurement distance: 1 m converted to 3m  
 Mode: TX; 912.5 MHz; rod antenna  
 Test Date: 2020-04-20  
 Note:

Index 100

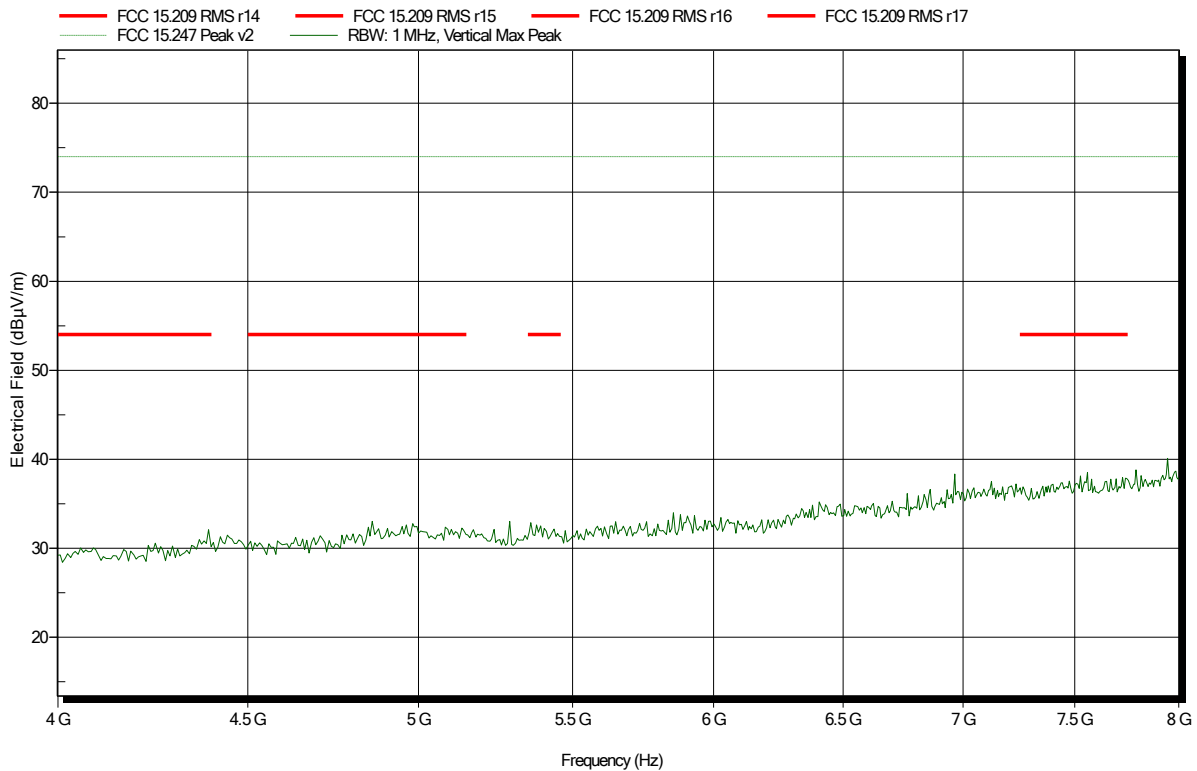


### Spurious emissions according to FCC 15.247

Project number: G0M-2002-8868

Applicant: Kamstrup A/S  
 EUT Name: Meter Transmit Unit  
 Model: Ready MTU  
 Test Site: Eurofins Product Service Germany  
 Operator: Toralf Jahn  
 Measurement software: RadiMation, version 2016.1.10  
 Test Conditions: Tnom: 24°C, Vnom: 3.6 VDC  
 Antenna: Schwarzbeck BBHA 9120D, Vertical  
 Measurement distance: 1 m, converted to 3 m  
 Mode: TX; 912.5 MHz; rod antenna  
 Test Date: 2020-04-20  
 Note:

Index 103

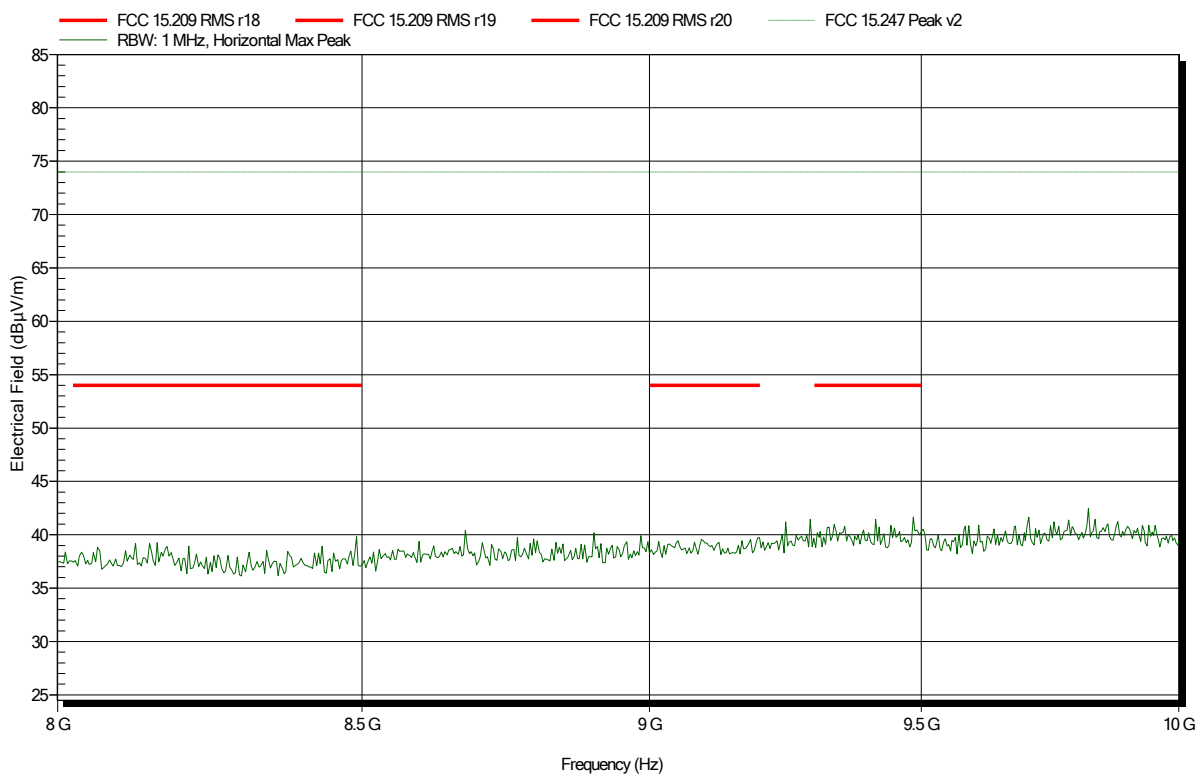


### Spurious emissions according to FCC 15.247

Project number: G0M-2002-8868

Applicant: Kamstrup A/S  
 EUT Name: Meter Transmit Unit  
 Model: Ready MTU  
 Test Site: Eurofins Product Service Germany  
 Operator: Toralf Jahn  
 Test Conditions: Tnom: 24°C, Vnom: 3.6 VDC  
 Antenna: Schwarzbeck BBHA 9120D, Horizontal  
 Measurement distance: 1 m converted to 3m  
 Mode: TX; 912.5 MHz; rod antenna  
 Test Date: 2020-04-20  
 Note:

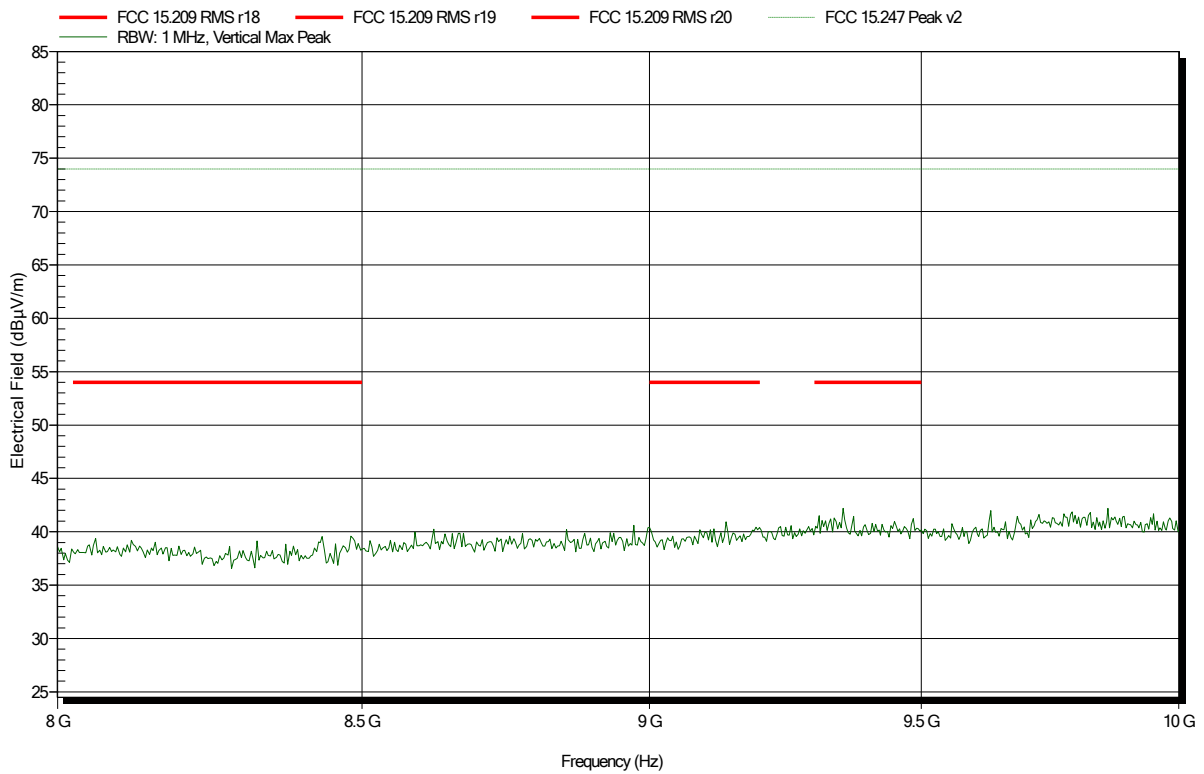
Index 101



**Spurious emissions according to FCC 15.247**

Project number: G0M-2002-8868  
 Applicant: Kamstrup A/S  
 EUT Name: Meter Transmit Unit  
 Model: Ready MTU  
 Test Site: Eurofins Product Service Germany  
 Operator: Toralf Jahn  
 Test Conditions: Tnom: 24°C, Vnom: 3.6 VDC  
 Antenna: Schwarzbeck BBHA 9120D, Vertical  
 Measurement distance: 1 m converted to 3m  
 Mode: TX; 912.5 MHz; rod antenna  
 Test Date: 2020-04-20  
 Note:

Index 104

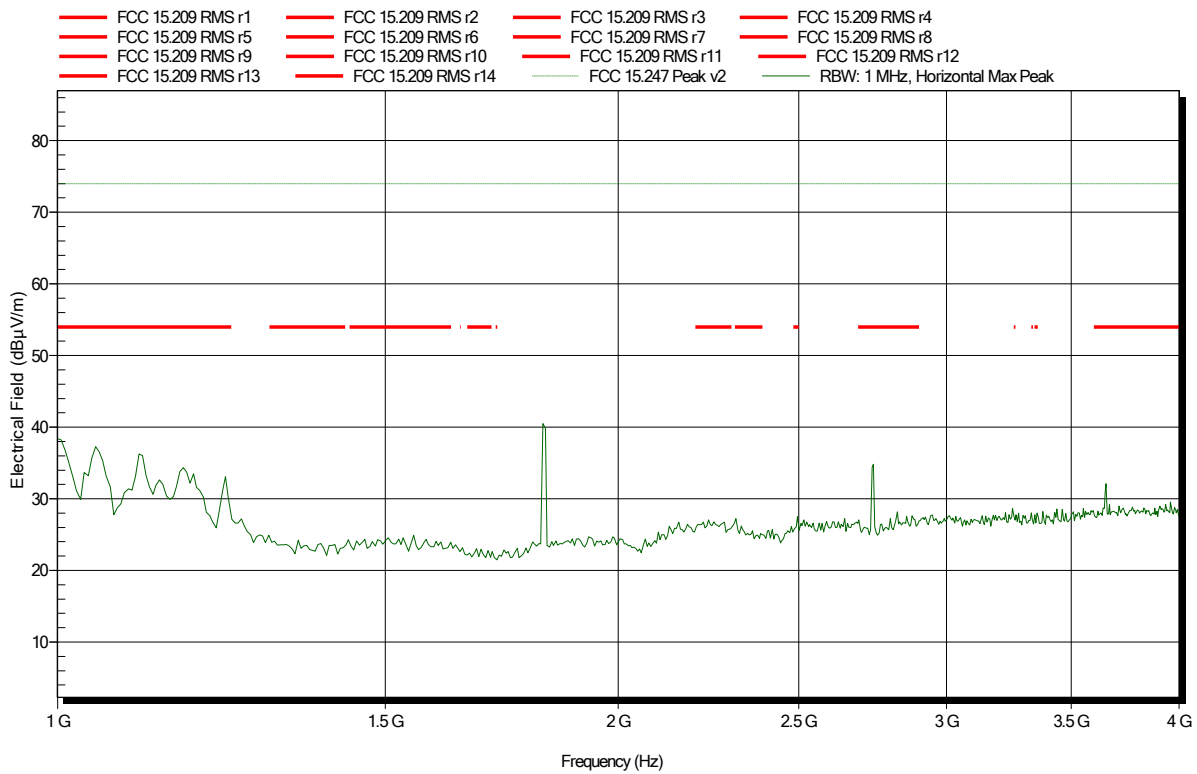


### Spurious emissions according to FCC 15.247

Project number: G0M-2002-8868

Applicant: Kamstrup A/S  
 EUT Name: Meter Transmit Unit  
 Model: Ready MTU  
 Test Site: Eurofins Product Service Germany  
 Operator: Toralf Jahn  
 Test Conditions: Tnom: 24°C, Vnom: 3.6 VDC  
 Antenna: Schwarzbeck BBHA 9120D, Horizontal  
 Measurement distance: 1 m converted to 3m  
 Mode: TX; 912.5 MHz; wall antenna  
 Test Date: 2020-04-20  
 Note:

Index 105

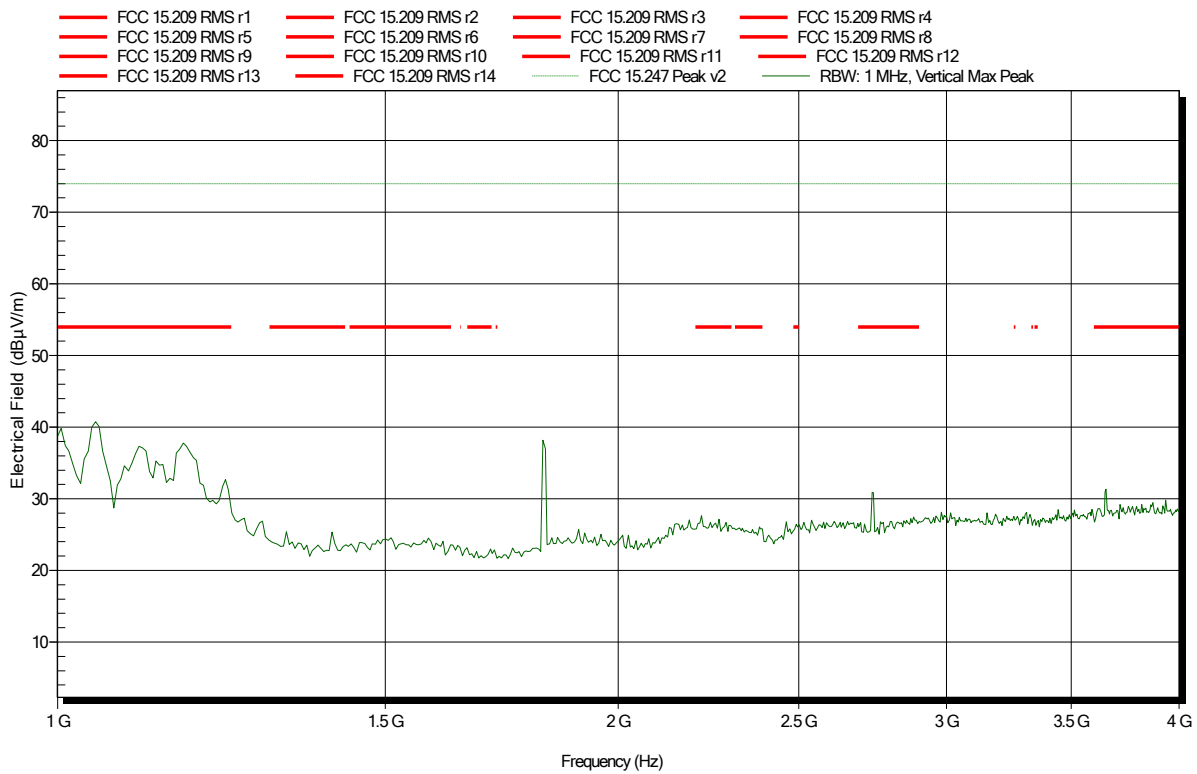


### Spurious emissions according to FCC 15.247

Project number: G0M-2002-8868

Applicant: Kamstrup A/S  
 EUT Name: Meter Transmit Unit  
 Model: Ready MTU  
 Test Site: Eurofins Product Service Germany  
 Operator: Toralf Jahn  
 Test Conditions: Tnom: 24°C, Vnom: 3.6 VDC  
 Antenna: Schwarzbeck BBHA 9120D, Vertical  
 Measurement distance: 1 m converted to 3m  
 Mode: TX; 912.5 MHz; wall antenna  
 Test Date: 2020-04-20  
 Note:

Index 108

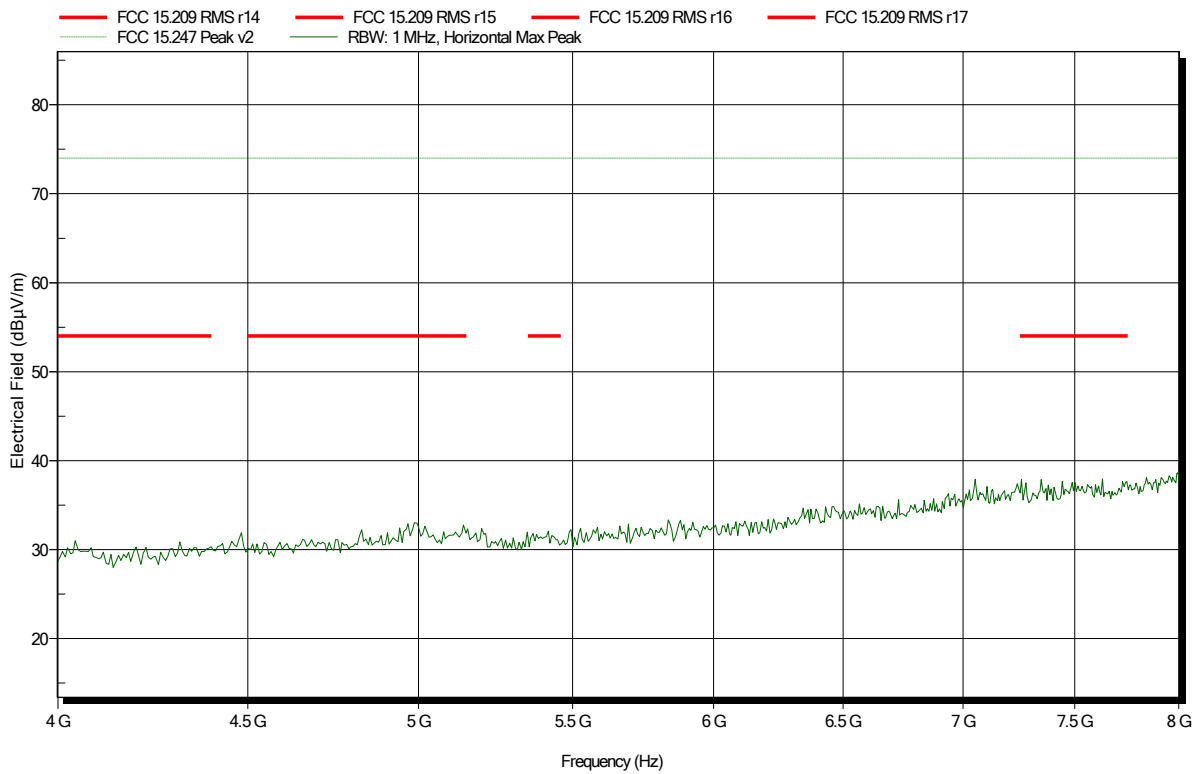


**Spurious emissions according to FCC 15.247**

Project number: G0M-2002-8868

Applicant: Kamstrup A/S  
 EUT Name: Meter Transmit Unit  
 Model: Ready MTU  
 Test Site: Eurofins Product Service Germany  
 Operator: Toralf Jahn  
 Test Conditions: Tnom: 24°C, Vnom: 3.6 VDC  
 Antenna: Schwarzbeck BBHA 9120D, Horizontal  
 Measurement distance: 1 m converted to 3m  
 Mode: TX; 912.5 MHz; wall antenna  
 Test Date: 2020-04-20  
 Note:

Index 106



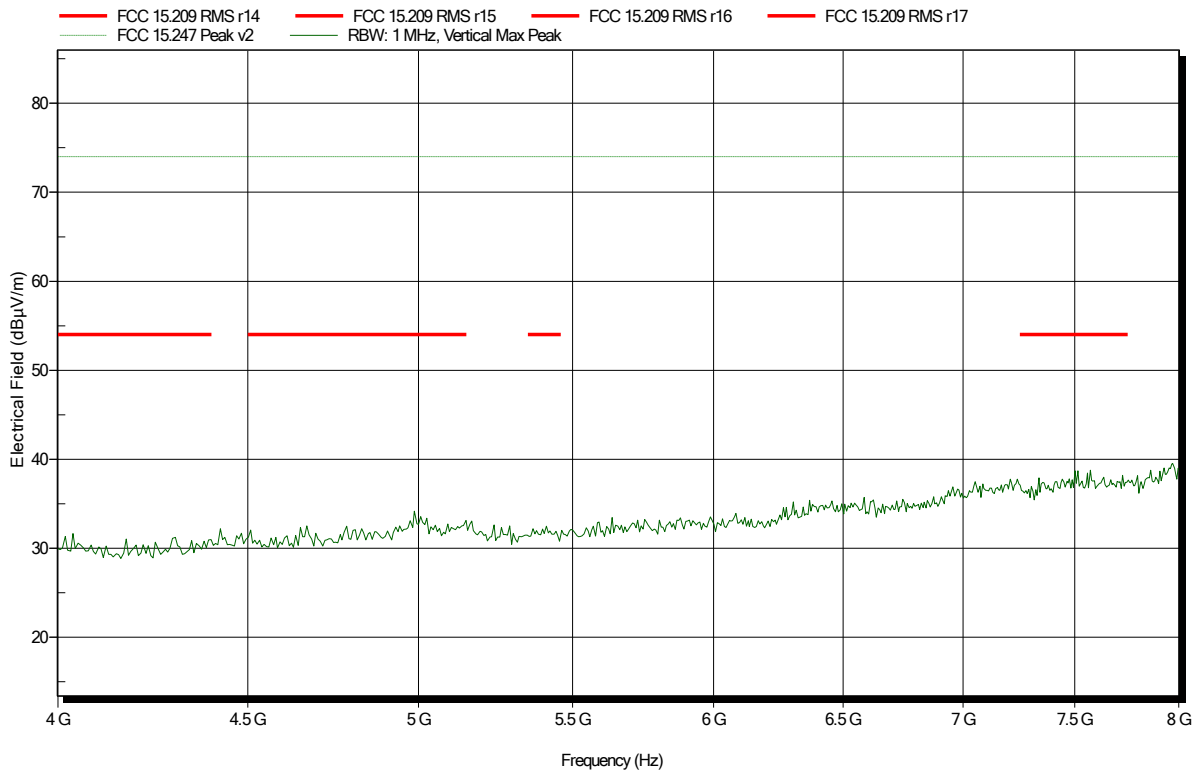


**Spurious emissions according to FCC 15.247**

Project number: G0M-2002-8868

Applicant: Kamstrup A/S  
 EUT Name: Meter Transmit Unit  
 Model: Ready MTU  
 Test Site: Eurofins Product Service Germany  
 Operator: Toralf Jahn  
 Measurement software: RadiMation, version 2016.1.10  
 Test Conditions: Tnom: 24°C, Vnom: 3.6 VDC  
 Antenna: Schwarzbeck BBHA 9120D, Vertical  
 Measurement distance: 1 m, converted to 3 m  
 Mode: TX; 912.5 MHz; wall antenna  
 Test Date: 2020-04-20  
 Note:

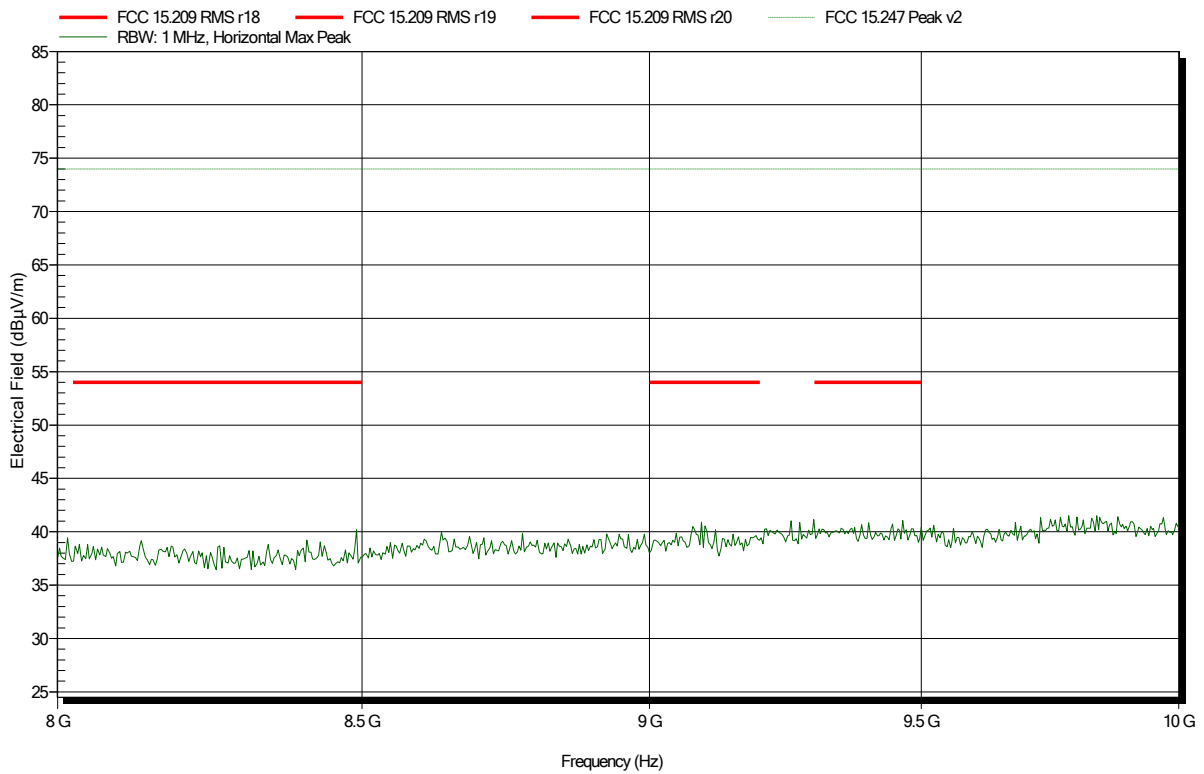
Index 109



**Spurious emissions according to FCC 15.247**

Project number: G0M-2002-8868  
 Applicant: Kamstrup A/S  
 EUT Name: Meter Transmit Unit  
 Model: Ready MTU  
 Test Site: Eurofins Product Service Germany  
 Operator: Toralf Jahn  
 Test Conditions: Tnom: 24°C, Vnom: 3.6 VDC  
 Antenna: Schwarzbeck BBHA 9120D, Horizontal  
 Measurement distance: 1 m converted to 3m  
 Mode: TX; 912.5 MHz; wall antenna  
 Test Date: 2020-04-20  
 Note:

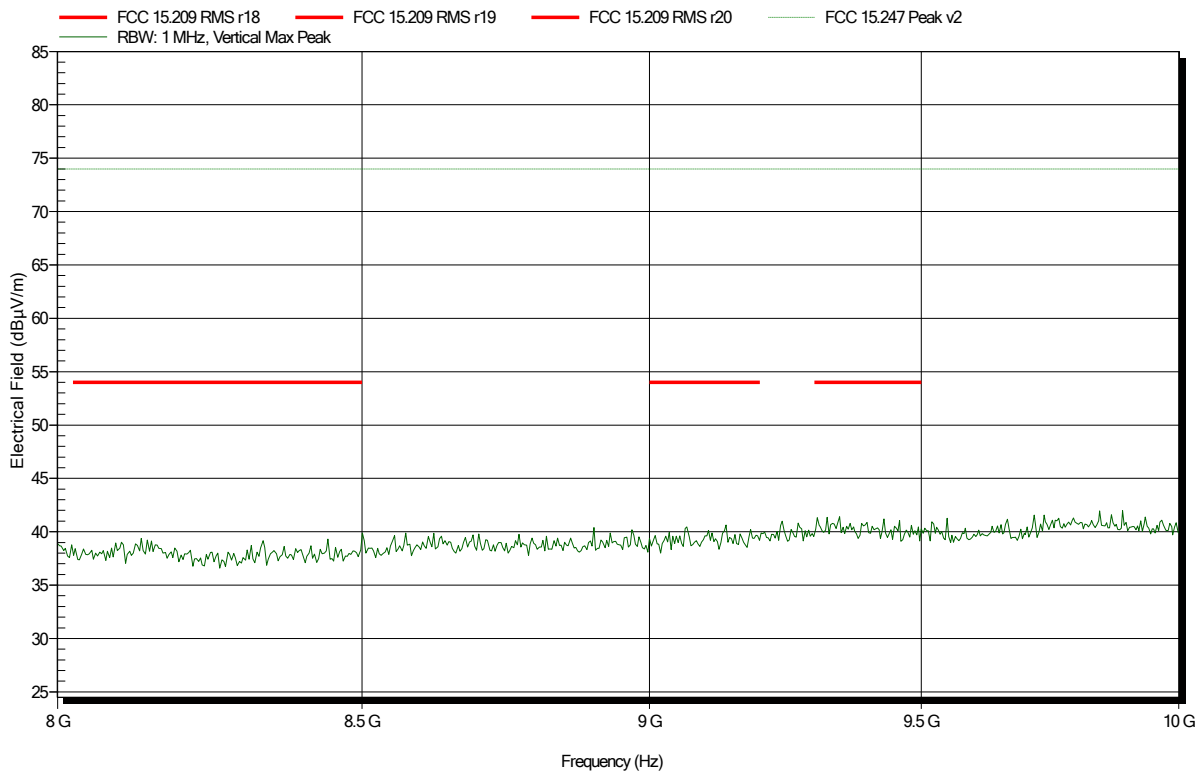
Index 107



**Spurious emissions according to FCC 15.247**

Project number: G0M-2002-8868  
 Applicant: Kamstrup A/S  
 EUT Name: Meter Transmit Unit  
 Model: Ready MTU  
 Test Site: Eurofins Product Service Germany  
 Operator: Toralf Jahn  
 Test Conditions: Tnom: 24°C, Vnom: 3.6 VDC  
 Antenna: Schwarzbeck BBHA 9120D, Vertical  
 Measurement distance: 1 m converted to 3m  
 Mode: TX; 912.5 MHz; wall antenna  
 Test Date: 2020-04-20  
 Note:

Index 110

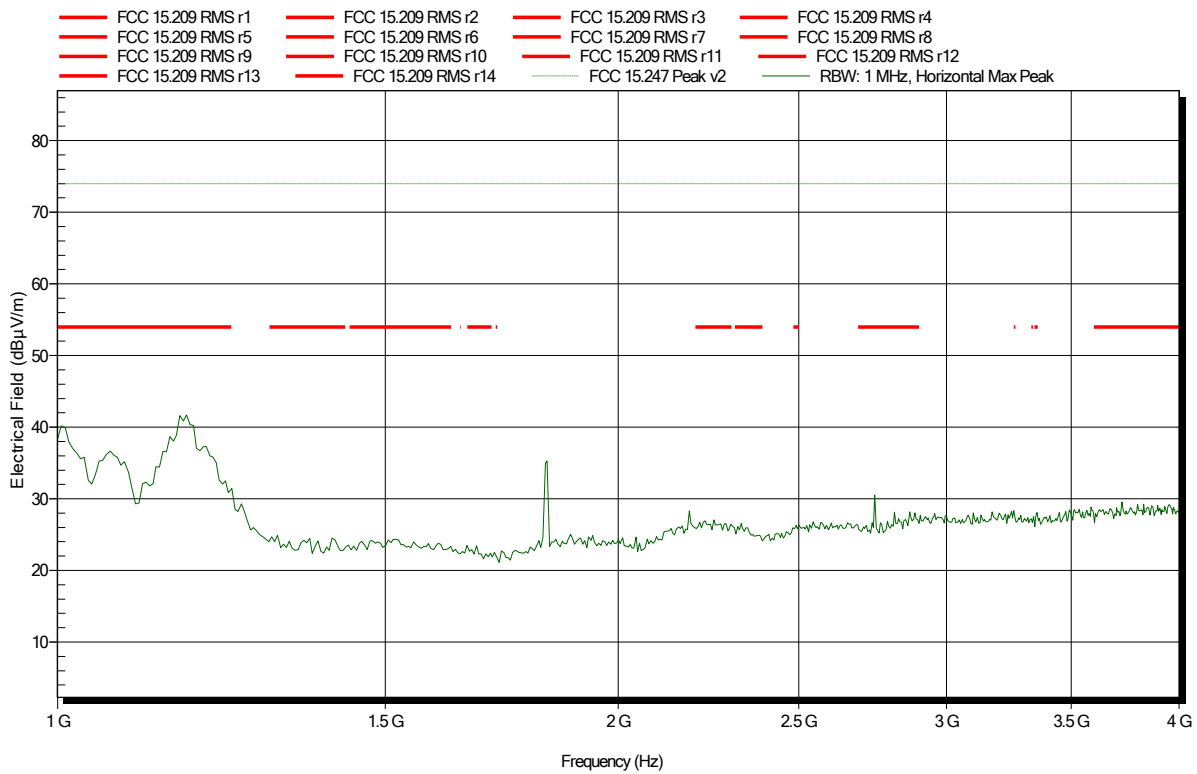


### Spurious emissions according to FCC 15.247

Project number: G0M-2002-8868

Applicant: Kamstrup A/S  
 EUT Name: Meter Transmit Unit  
 Model: Ready MTU  
 Test Site: Eurofins Product Service Germany  
 Operator: Toralf Jahn  
 Test Conditions: Tnom: 24°C, Vnom: 3.6 VDC  
 Antenna: Schwarzbeck BBHA 9120D, Horizontal  
 Measurement distance: 1 m converted to 3m  
 Mode: TX; 915 MHz; pit antenna  
 Test Date: 2020-04-20  
 Note:

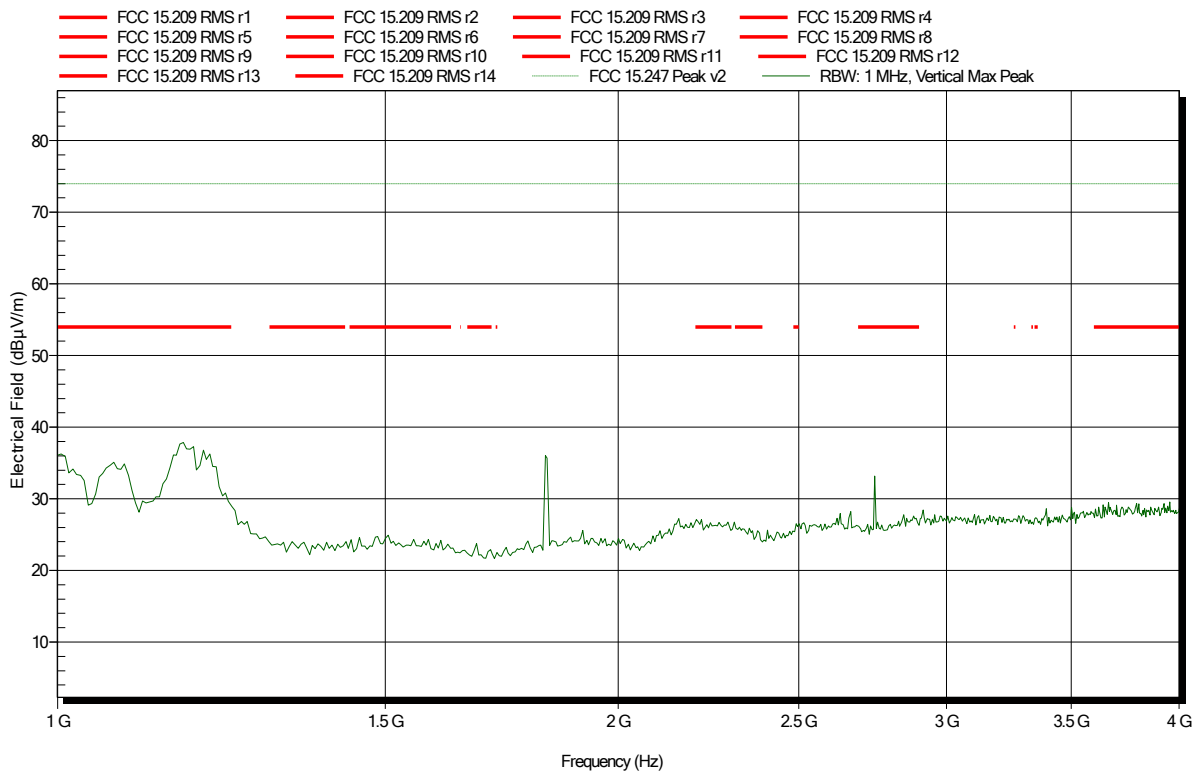
Index 69



**Spurious emissions according to FCC 15.247**

Project number: G0M-2002-8868  
 Applicant: Kamstrup A/S  
 EUT Name: Meter Transmit Unit  
 Model: Ready MTU  
 Test Site: Eurofins Product Service Germany  
 Operator: Toralf Jahn  
 Test Conditions: Tnom: 24°C, Vnom: 3.6 VDC  
 Antenna: Schwarzbeck BBHA 9120D, Vertical  
 Measurement distance: 1 m converted to 3m  
 Mode: TX; 915 MHz; pit antenna  
 Test Date: 2020-04-20  
 Note:

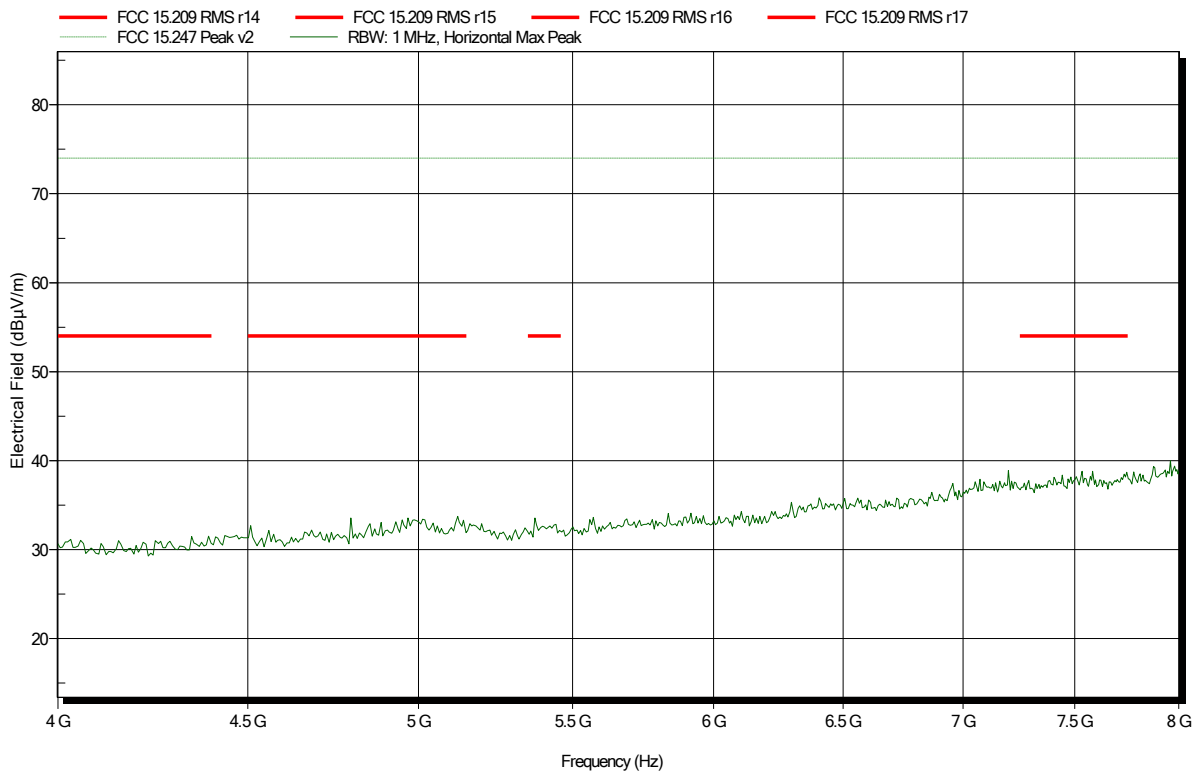
Index 72



**Spurious emissions according to FCC 15.247**

Project number: G0M-2002-8868  
 Applicant: Kamstrup A/S  
 EUT Name: Meter Transmit Unit  
 Model: Ready MTU  
 Test Site: Eurofins Product Service Germany  
 Operator: Toralf Jahn  
 Test Conditions: Tnom: 24°C, Vnom: 3.6 VDC  
 Antenna: Schwarzbeck BBHA 9120D, Horizontal  
 Measurement distance: 1 m converted to 3m  
 Mode: TX; 915 MHz; pit antenna  
 Test Date: 2020-04-20  
 Note:

Index 70

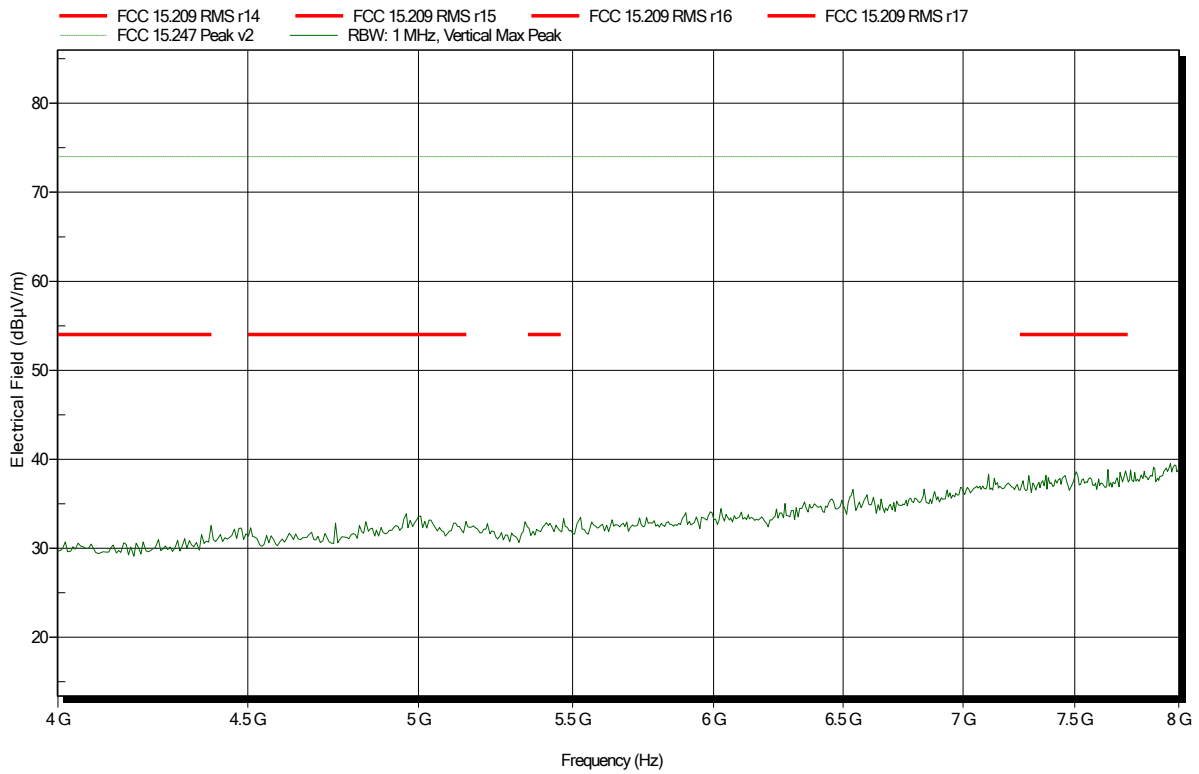


### Spurious emissions according to FCC 15.247

Project number: G0M-2002-8868

Applicant: Kamstrup A/S  
 EUT Name: Meter Transmit Unit  
 Model: Ready MTU  
 Test Site: Eurofins Product Service Germany  
 Operator: Toralf Jahn  
 Measurement software: RadiMation, version 2016.1.10  
 Test Conditions: Tnom: 24°C, Vnom: 3.6 VDC  
 Antenna: Schwarzbeck BBHA 9120D, Vertical  
 Measurement distance: 1 m, converted to 3 m  
 Mode: TX; 915 MHz; pit antenna  
 Test Date: 2020-04-20  
 Note:

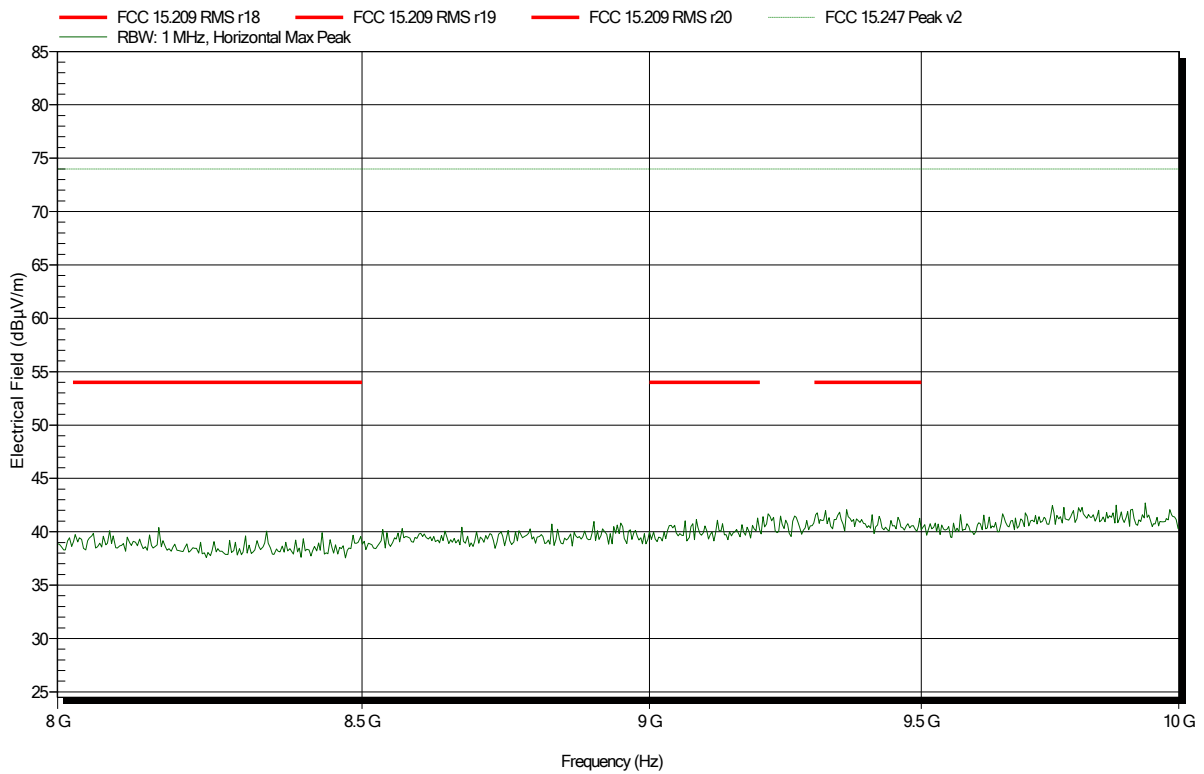
Index 73



**Spurious emissions according to FCC 15.247**

Project number: G0M-2002-8868  
 Applicant: Kamstrup A/S  
 EUT Name: Meter Transmit Unit  
 Model: Ready MTU  
 Test Site: Eurofins Product Service Germany  
 Operator: Toralf Jahn  
 Test Conditions: Tnom: 24°C, Vnom: 3.6 VDC  
 Antenna: Schwarzbeck BBHA 9120D, Horizontal  
 Measurement distance: 1 m converted to 3m  
 Mode: TX; 915 MHz; pit antenna  
 Test Date: 2020-04-20  
 Note:

Index 71



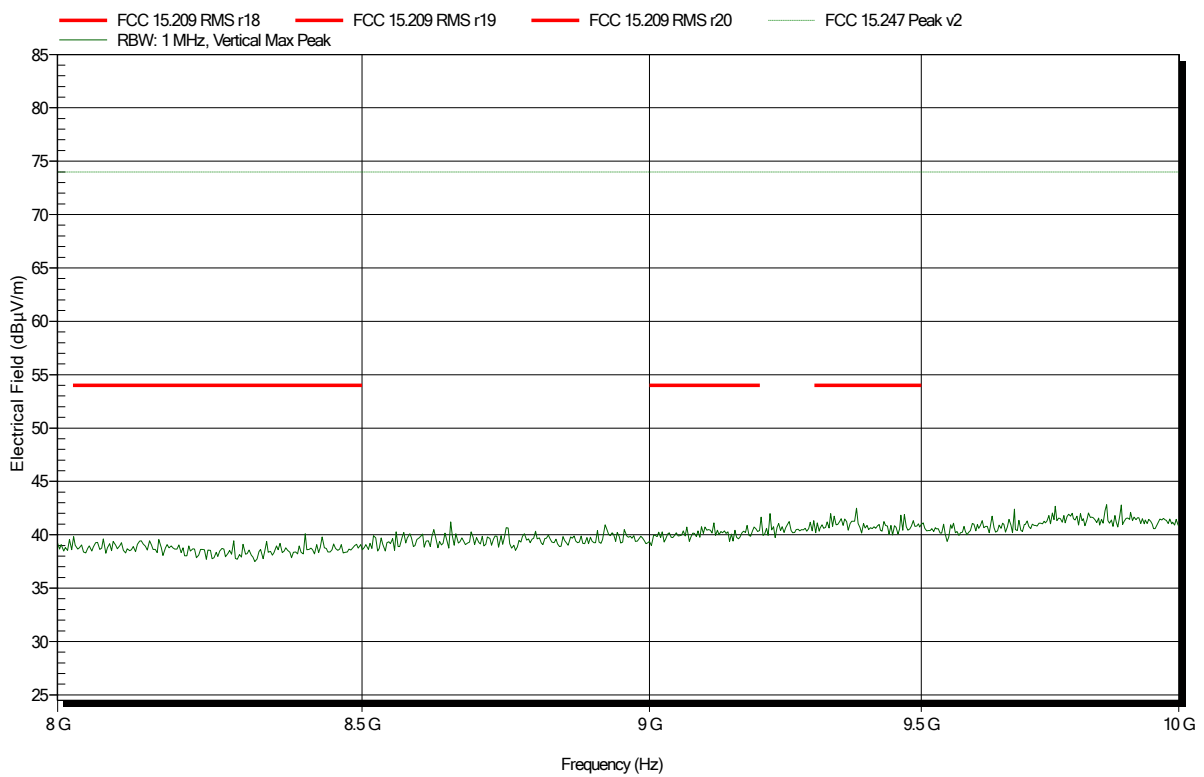


**Spurious emissions according to FCC 15.247**

Project number: G0M-2002-8868

Applicant: Kamstrup A/S  
 EUT Name: Meter Transmit Unit  
 Model: Ready MTU  
 Test Site: Eurofins Product Service Germany  
 Operator: Toralf Jahn  
 Test Conditions: Tnom: 24°C, Vnom: 3.6 VDC  
 Antenna: Schwarzbeck BBHA 9120D, Vertical  
 Measurement distance: 1 m converted to 3m  
 Mode: TX; 915 MHz; pit antenna  
 Test Date: 2020-04-20  
 Note:

Index 74

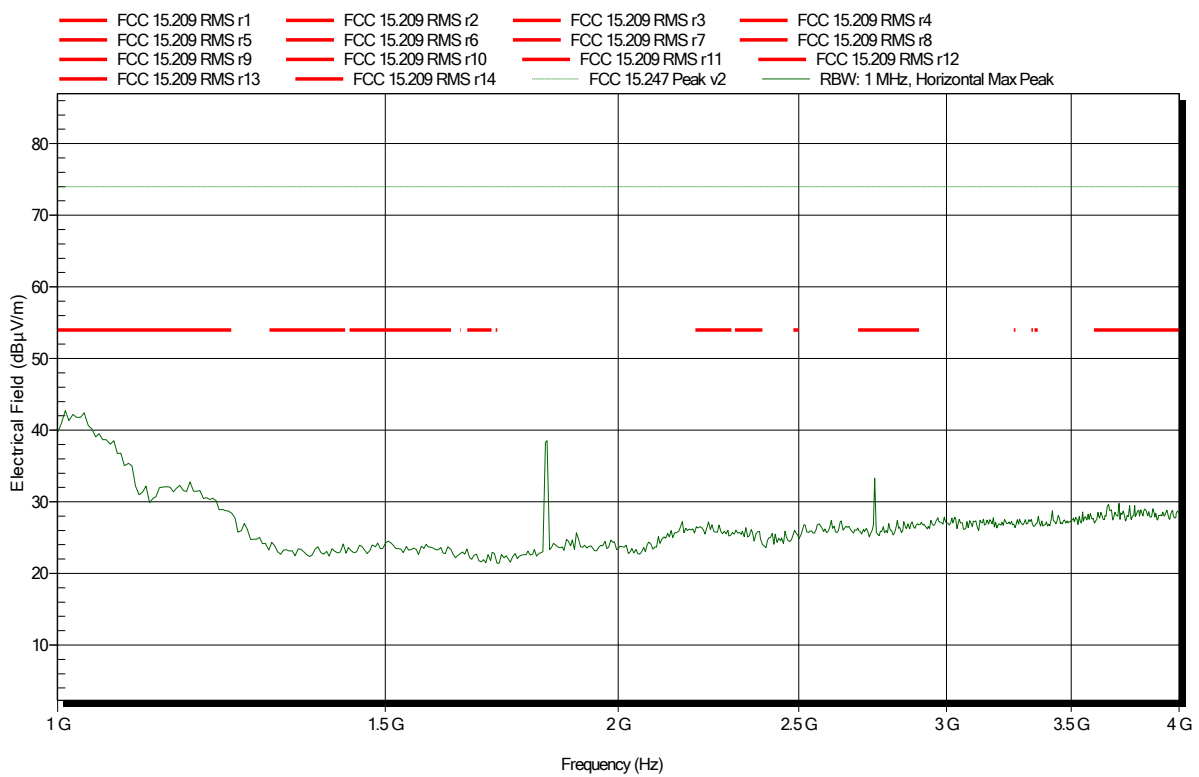


### Spurious emissions according to FCC 15.247

Project number: G0M-2002-8868

Applicant: Kamstrup A/S  
 EUT Name: Meter Transmit Unit  
 Model: Ready MTU  
 Test Site: Eurofins Product Service Germany  
 Operator: Toralf Jahn  
 Test Conditions: Tnom: 24°C, Vnom: 3.6 VDC  
 Antenna: Schwarzbeck BBHA 9120D, Horizontal  
 Measurement distance: 1 m converted to 3m  
 Mode: TX; 915 MHz; rod antenna  
 Test Date: 2020-04-20  
 Note:

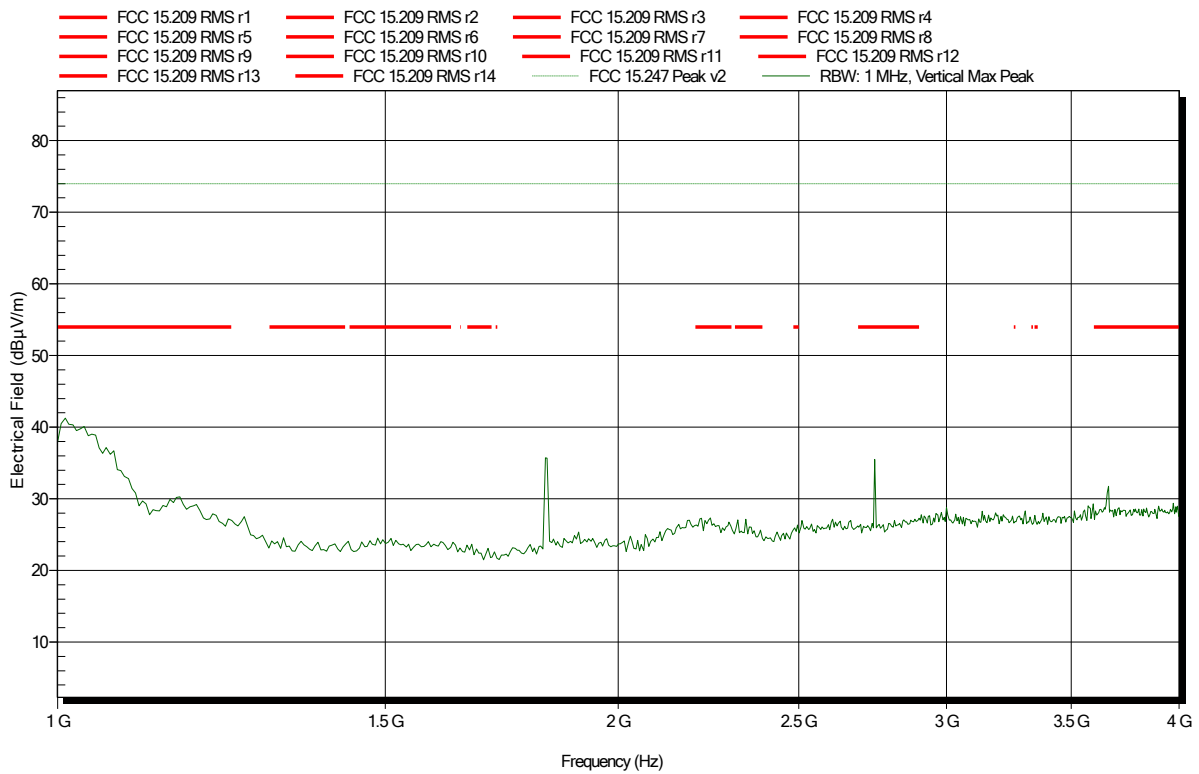
Index 93



**Spurious emissions according to FCC 15.247**

Project number: G0M-2002-8868  
 Applicant: Kamstrup A/S  
 EUT Name: Meter Transmit Unit  
 Model: Ready MTU  
 Test Site: Eurofins Product Service Germany  
 Operator: Toralf Jahn  
 Test Conditions: Tnom: 24°C, Vnom: 3.6 VDC  
 Antenna: Schwarzbeck BBHA 9120D, Vertical  
 Measurement distance: 1 m converted to 3m  
 Mode: TX; 915 MHz; rod antenna  
 Test Date: 2020-04-20  
 Note:

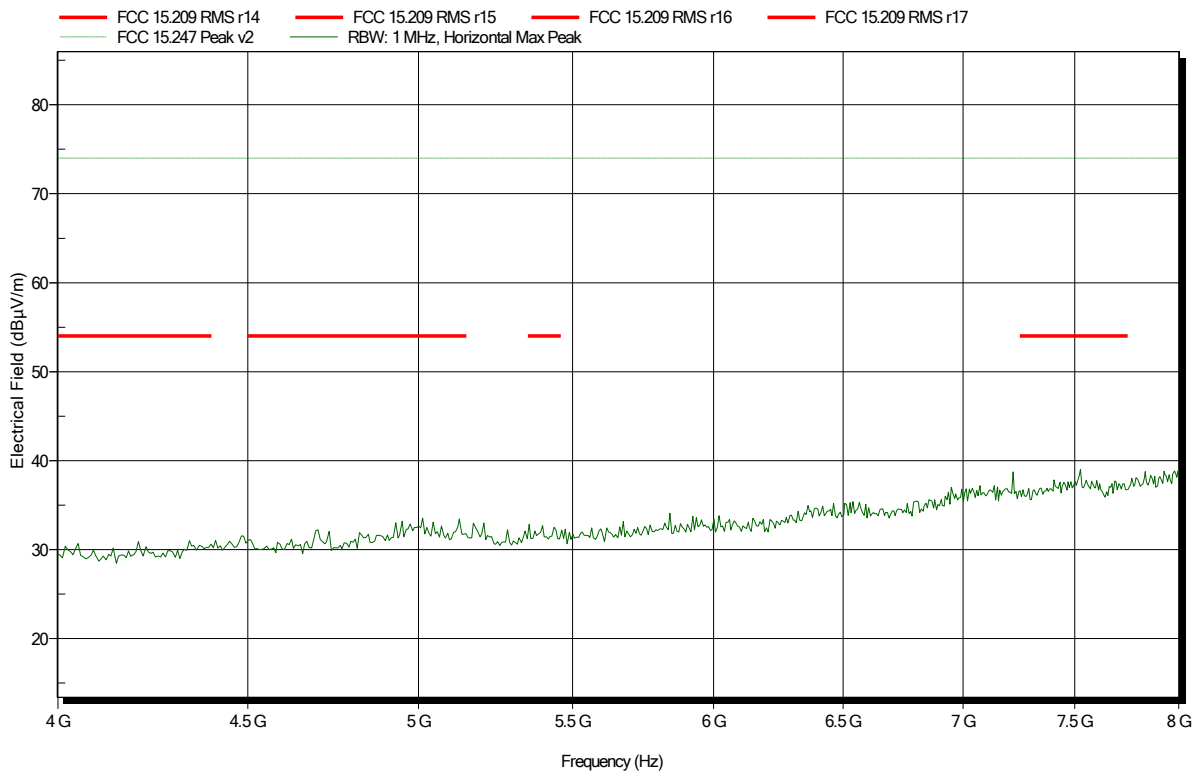
Index 96



**Spurious emissions according to FCC 15.247**

Project number: G0M-2002-8868  
 Applicant: Kamstrup A/S  
 EUT Name: Meter Transmit Unit  
 Model: Ready MTU  
 Test Site: Eurofins Product Service Germany  
 Operator: Toralf Jahn  
 Test Conditions: Tnom: 24°C, Vnom: 3.6 VDC  
 Antenna: Schwarzbeck BBHA 9120D, Horizontal  
 Measurement distance: 1 m converted to 3m  
 Mode: TX; 915 MHz; rod antenna  
 Test Date: 2020-04-20  
 Note:

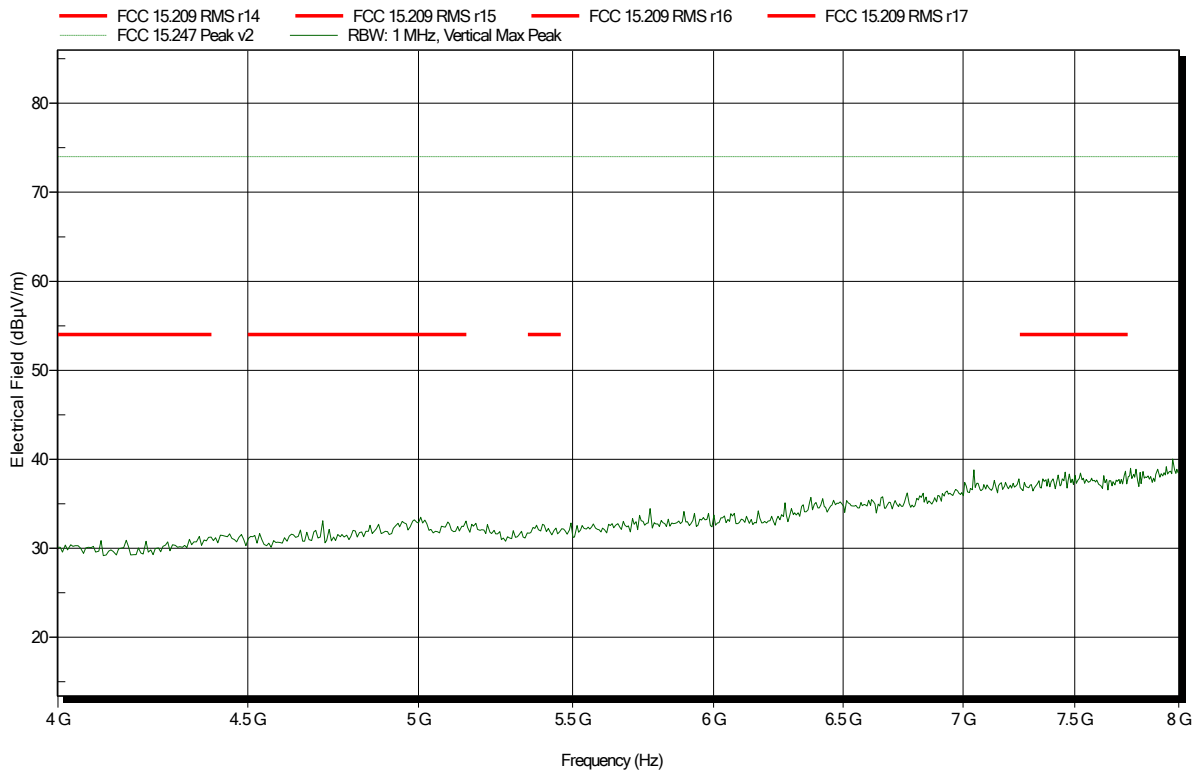
Index 94



**Spurious emissions according to FCC 15.247**

Project number: G0M-2002-8868  
 Applicant: Kamstrup A/S  
 EUT Name: Meter Transmit Unit  
 Model: Ready MTU  
 Test Site: Eurofins Product Service Germany  
 Operator: Toralf Jahn  
 Measurement software: RadiMation, version 2016.1.10  
 Test Conditions: Tnom: 24°C, Vnom: 3.6 VDC  
 Antenna: Schwarzbeck BBHA 9120D, Vertical  
 Measurement distance: 1 m, converted to 3 m  
 Mode: TX; 915 MHz; rod antenna  
 Test Date: 2020-04-20  
 Note:

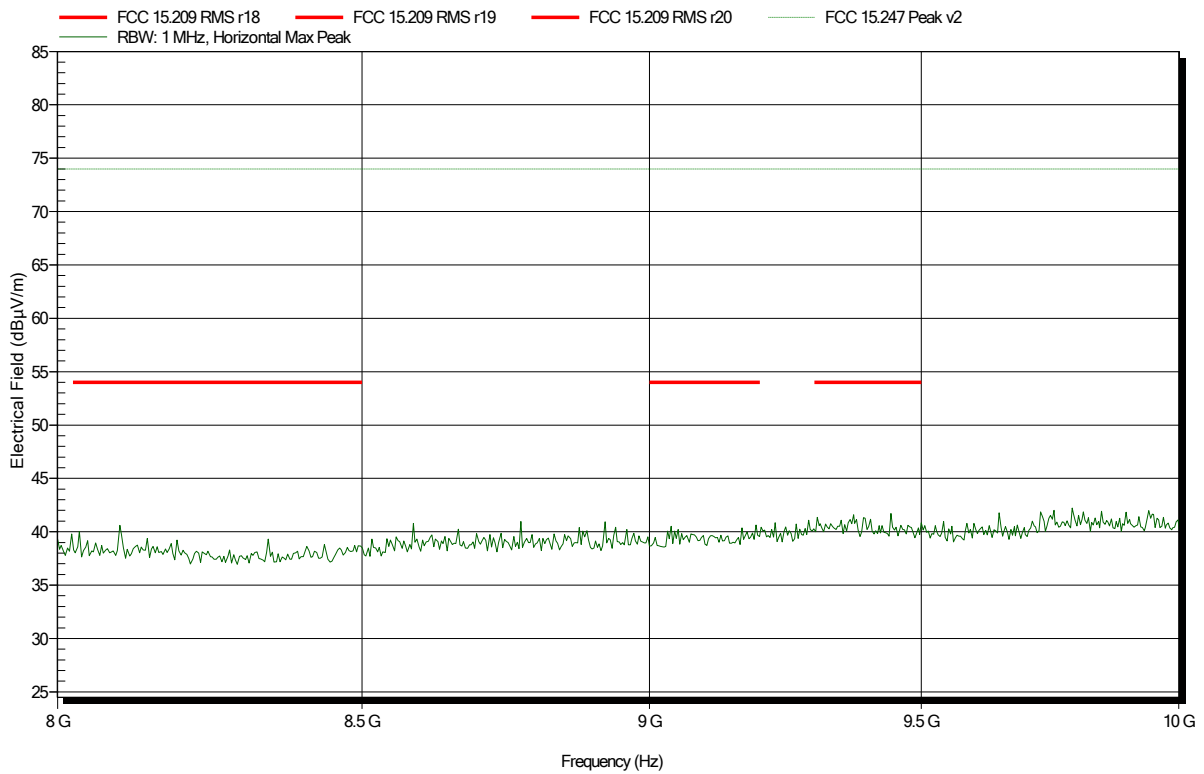
Index 97



**Spurious emissions according to FCC 15.247**

Project number: G0M-2002-8868  
 Applicant: Kamstrup A/S  
 EUT Name: Meter Transmit Unit  
 Model: Ready MTU  
 Test Site: Eurofins Product Service Germany  
 Operator: Toralf Jahn  
 Test Conditions: Tnom: 24°C, Vnom: 3.6 VDC  
 Antenna: Schwarzbeck BBHA 9120D, Horizontal  
 Measurement distance: 1 m converted to 3m  
 Mode: TX; 915 MHz; rod antenna  
 Test Date: 2020-04-20  
 Note:

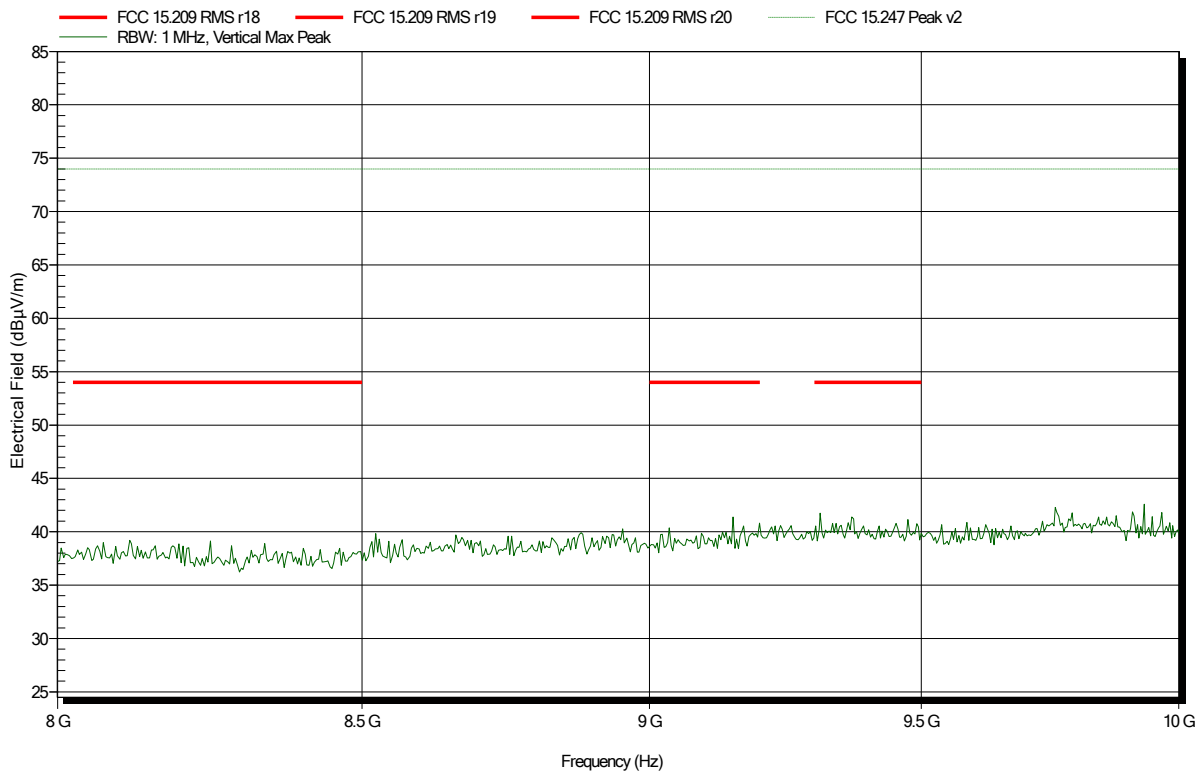
Index 95



**Spurious emissions according to FCC 15.247**

Project number: G0M-2002-8868  
 Applicant: Kamstrup A/S  
 EUT Name: Meter Transmit Unit  
 Model: Ready MTU  
 Test Site: Eurofins Product Service Germany  
 Operator: Toralf Jahn  
 Test Conditions: Tnom: 24°C, Vnom: 3.6 VDC  
 Antenna: Schwarzbeck BBHA 9120D, Vertical  
 Measurement distance: 1 m converted to 3m  
 Mode: TX; 915 MHz; rod antenna  
 Test Date: 2020-04-20  
 Note:

Index 98

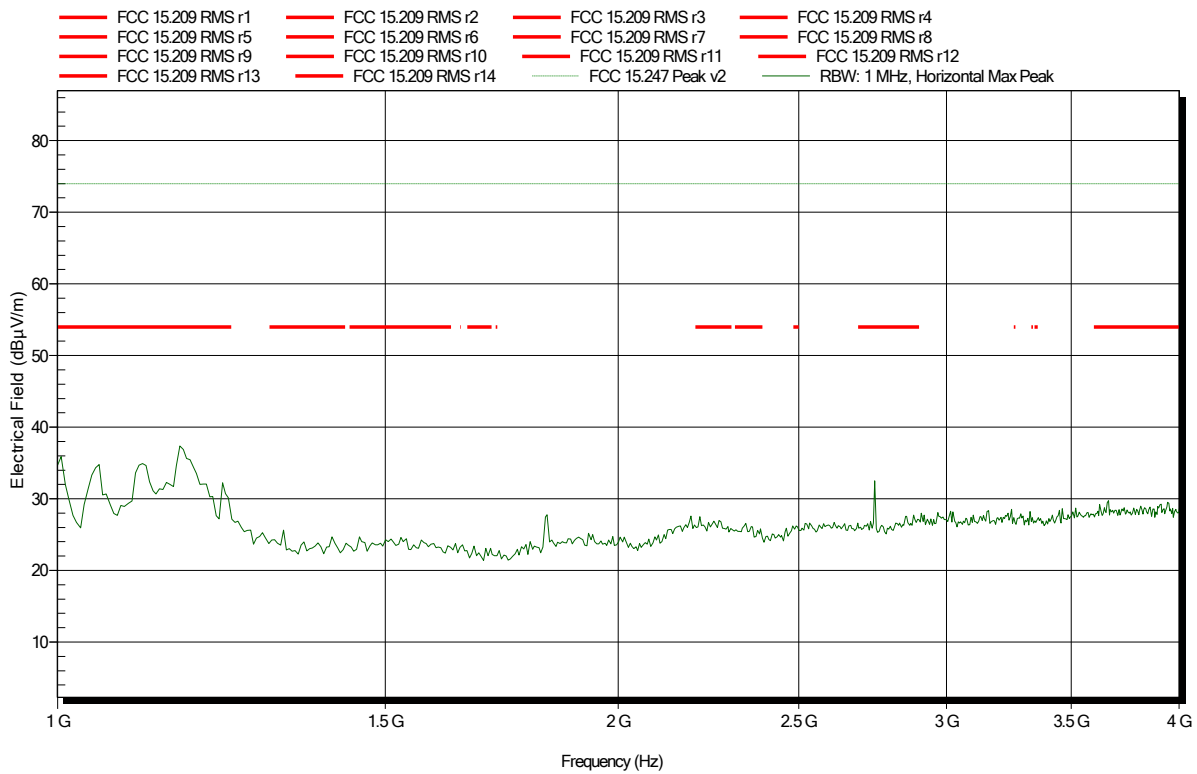


### Spurious emissions according to FCC 15.247

Project number: G0M-2002-8868

Applicant: Kamstrup A/S  
 EUT Name: Meter Transmit Unit  
 Model: Ready MTU  
 Test Site: Eurofins Product Service Germany  
 Operator: Toralf Jahn  
 Test Conditions: Tnom: 24°C, Vnom: 3.6 VDC  
 Antenna: Schwarzbeck BBHA 9120D, Horizontal  
 Measurement distance: 1 m converted to 3m  
 Mode: TX; 915 MHz; wall antenna  
 Test Date: 2020-04-20  
 Note:

Index 111



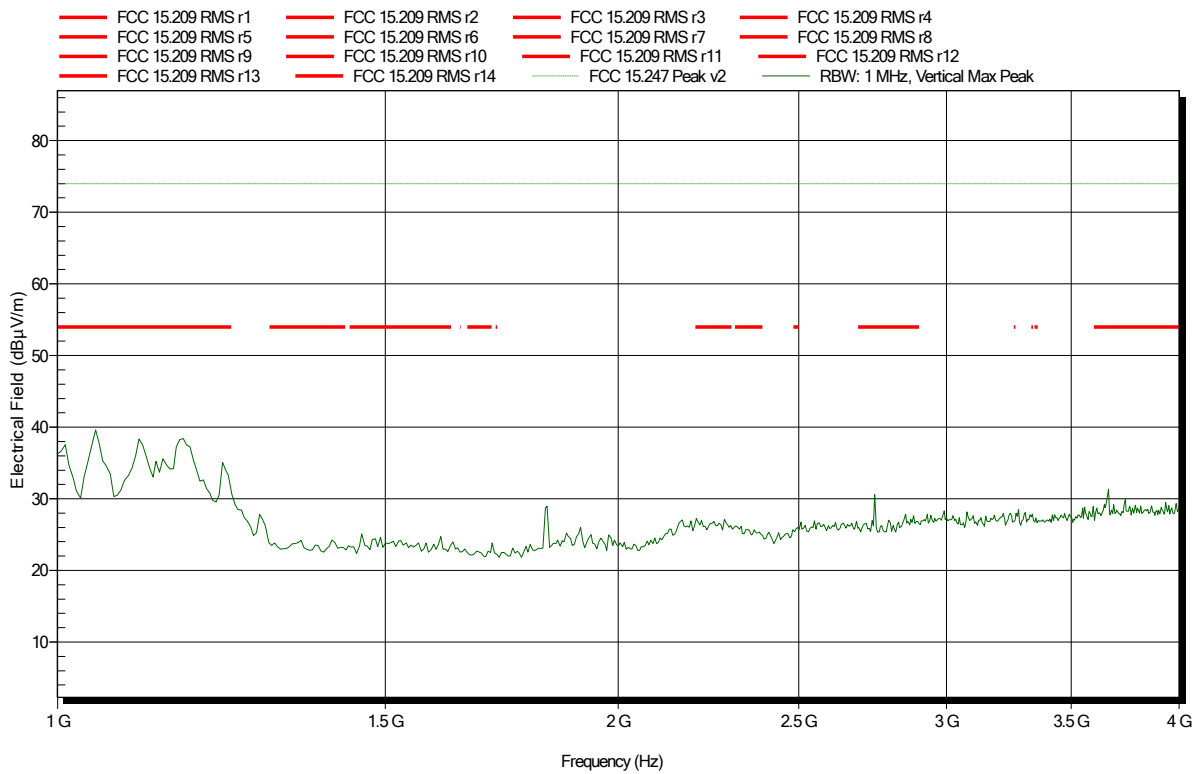


### Spurious emissions according to FCC 15.247

Project number: G0M-2002-8868

Applicant: Kamstrup A/S  
 EUT Name: Meter Transmit Unit  
 Model: Ready MTU  
 Test Site: Eurofins Product Service Germany  
 Operator: Toralf Jahn  
 Test Conditions: Tnom: 24°C, Vnom: 3.6 VDC  
 Antenna: Schwarzbeck BBHA 9120D, Vertical  
 Measurement distance: 1 m converted to 3m  
 Mode: TX; 915 MHz; wall antenna  
 Test Date: 2020-04-20  
 Note:

Index 114

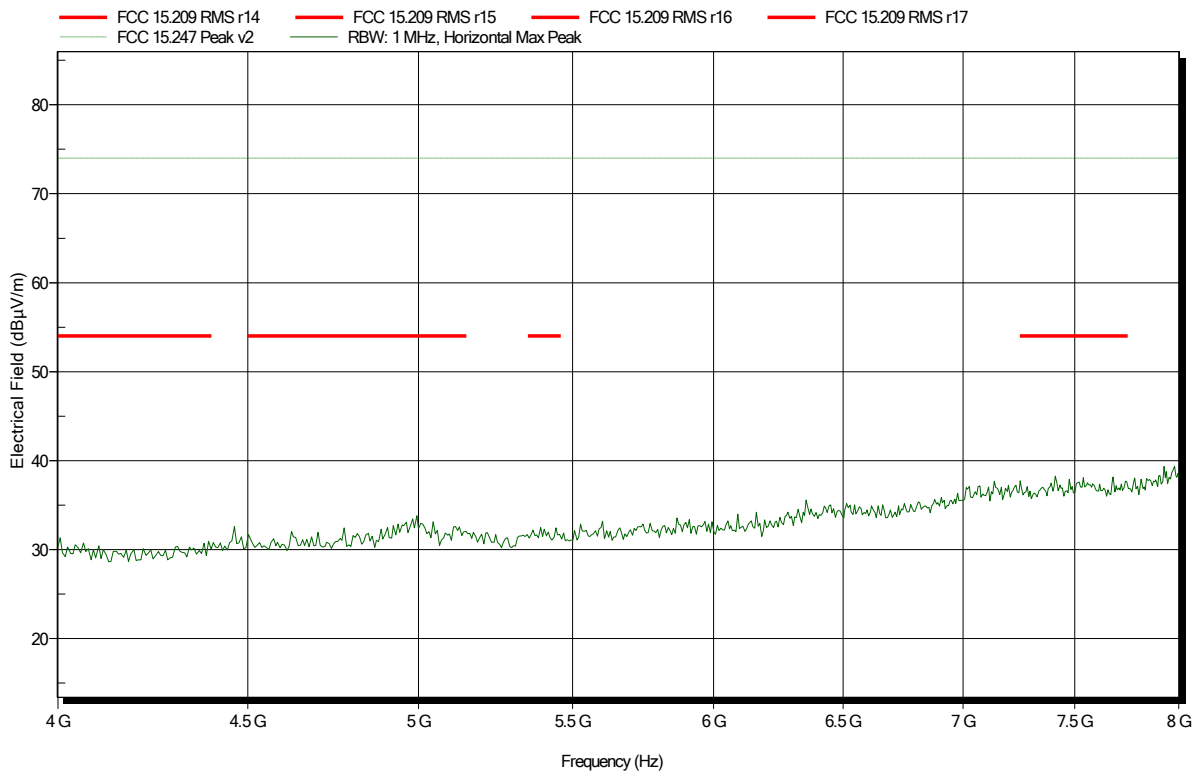


### Spurious emissions according to FCC 15.247

Project number: G0M-2002-8868

Applicant: Kamstrup A/S  
 EUT Name: Meter Transmit Unit  
 Model: Ready MTU  
 Test Site: Eurofins Product Service Germany  
 Operator: Toralf Jahn  
 Test Conditions: Tnom: 24°C, Vnom: 3.6 VDC  
 Antenna: Schwarzbeck BBHA 9120D, Horizontal  
 Measurement distance: 1 m converted to 3m  
 Mode: TX; 915 MHz; wall antenna  
 Test Date: 2020-04-20  
 Note:

Index 112

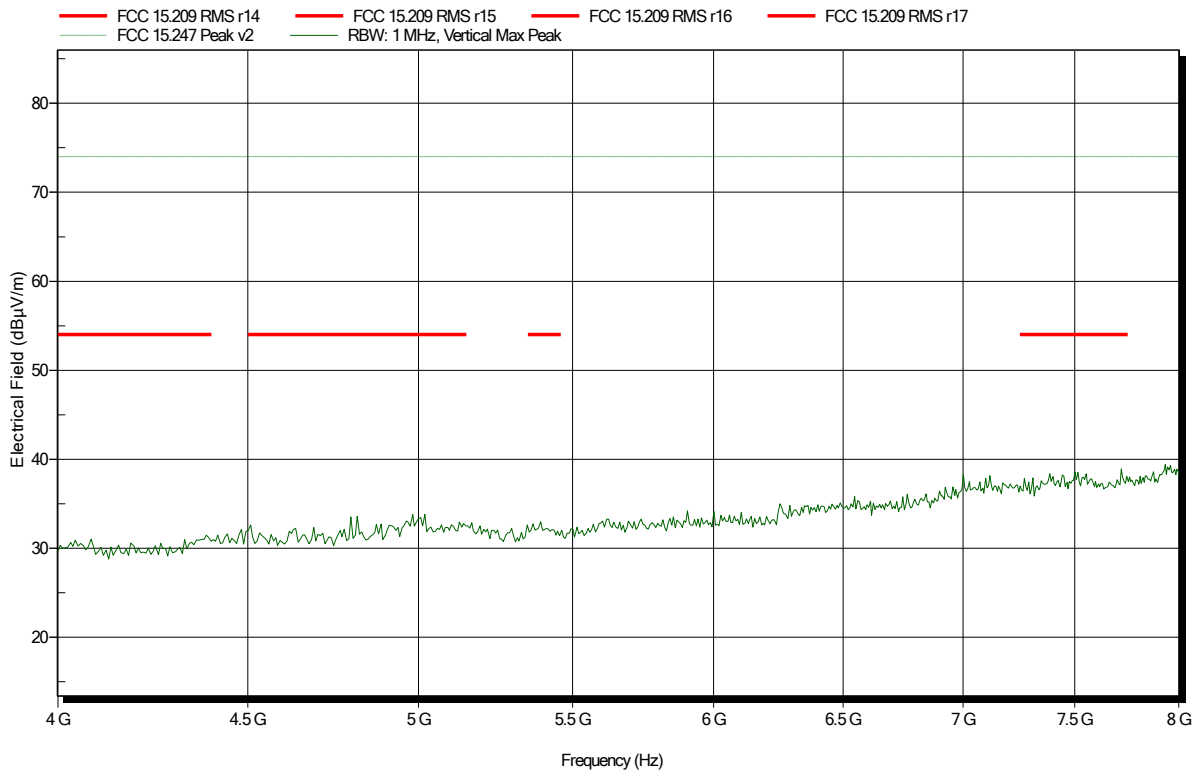


**Spurious emissions according to FCC 15.247**

Project number: G0M-2002-8868

Applicant: Kamstrup A/S  
 EUT Name: Meter Transmit Unit  
 Model: Ready MTU  
 Test Site: Eurofins Product Service Germany  
 Operator: Toralf Jahn  
 Measurement software: RadiMation, version 2016.1.10  
 Test Conditions: Tnom: 24°C, Vnom: 3.6 VDC  
 Antenna: Schwarzbeck BBHA 9120D, Vertical  
 Measurement distance: 1 m, converted to 3 m  
 Mode: TX; 915 MHz; wall antenna  
 Test Date: 2020-04-20  
 Note:

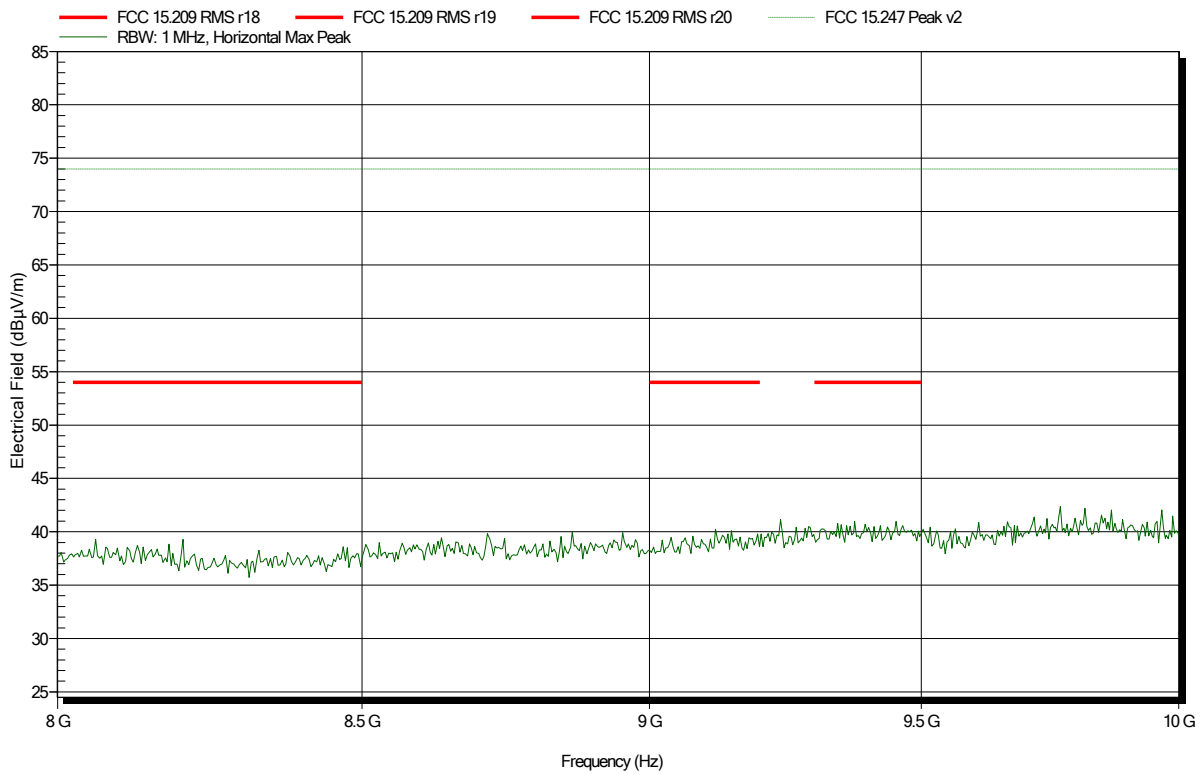
Index 115



**Spurious emissions according to FCC 15.247**

Project number: G0M-2002-8868  
 Applicant: Kamstrup A/S  
 EUT Name: Meter Transmit Unit  
 Model: Ready MTU  
 Test Site: Eurofins Product Service Germany  
 Operator: Toralf Jahn  
 Test Conditions: Tnom: 24°C, Vnom: 3.6 VDC  
 Antenna: Schwarzbeck BBHA 9120D, Horizontal  
 Measurement distance: 1 m converted to 3m  
 Mode: TX; 915 MHz; wall antenna  
 Test Date: 2020-04-20  
 Note:

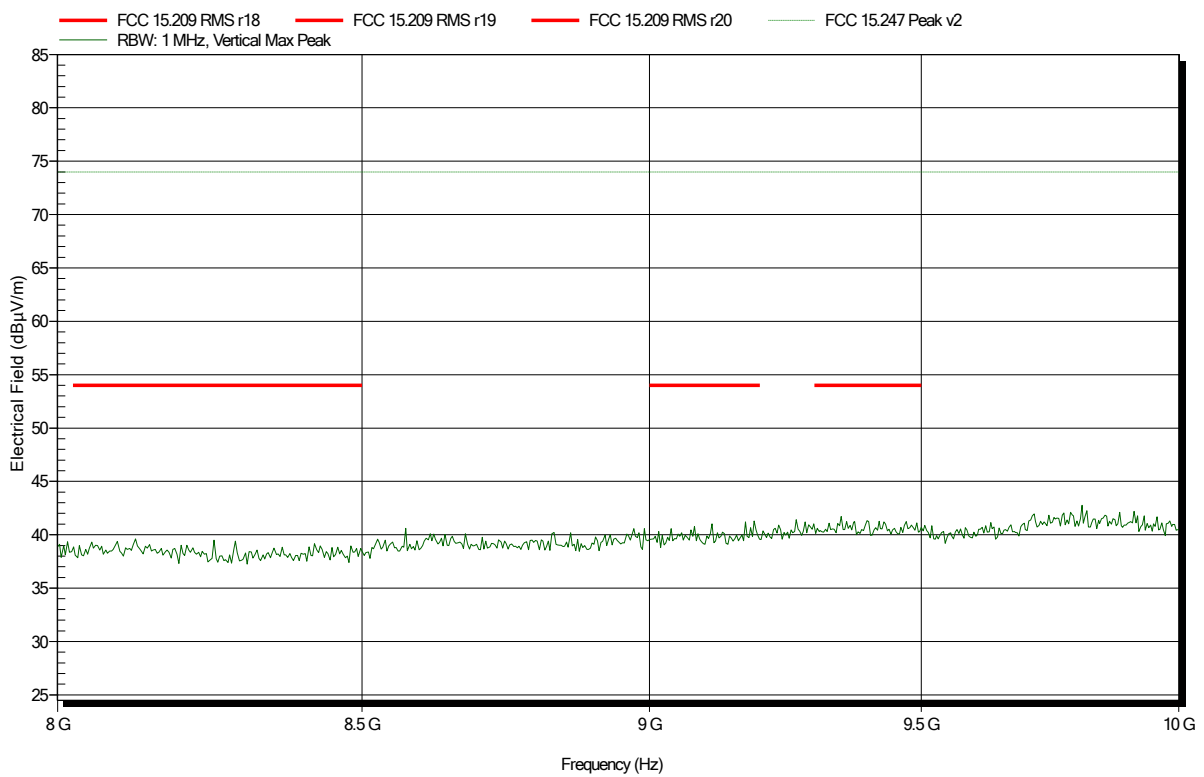
Index 113



**Spurious emissions according to FCC 15.247**

Project number: G0M-2002-8868  
 Applicant: Kamstrup A/S  
 EUT Name: Meter Transmit Unit  
 Model: Ready MTU  
 Test Site: Eurofins Product Service Germany  
 Operator: Toralf Jahn  
 Test Conditions: Tnom: 24°C, Vnom: 3.6 VDC  
 Antenna: Schwarzbeck BBHA 9120D, Vertical  
 Measurement distance: 1 m converted to 3m  
 Mode: TX; 915 MHz; wall antenna  
 Test Date: 2020-04-20  
 Note:

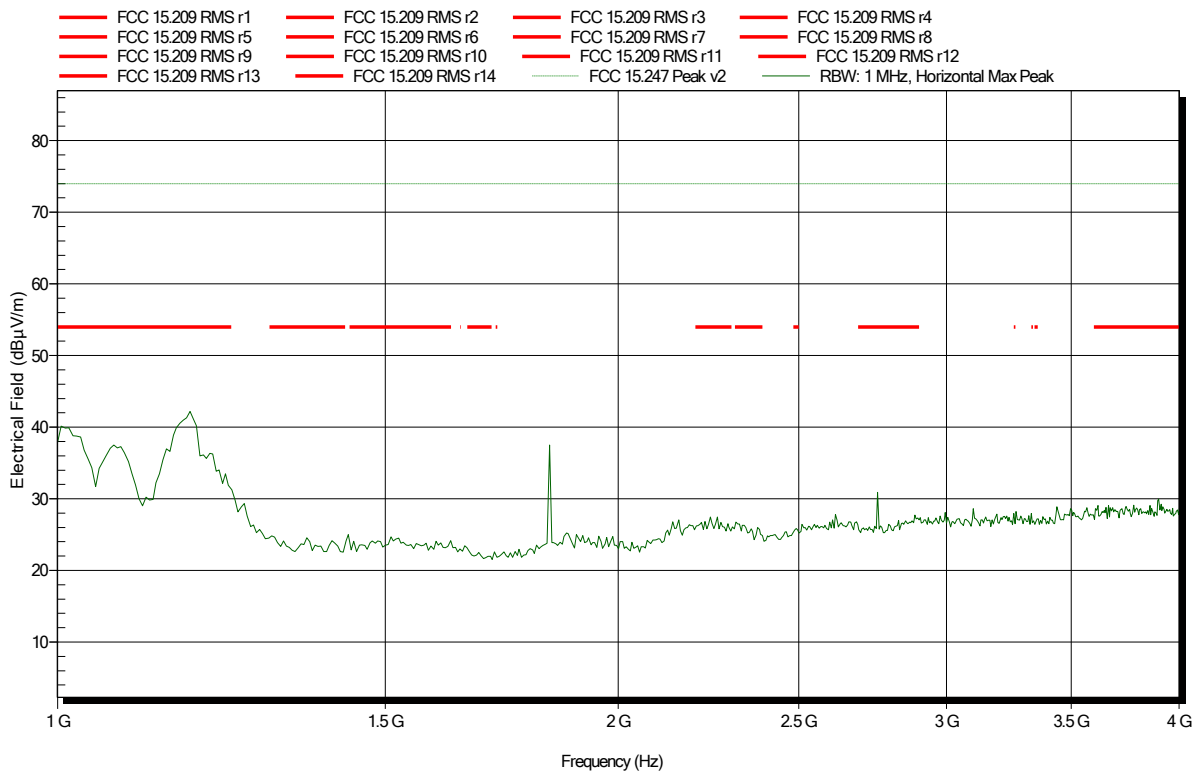
Index 116



**Spurious emissions according to FCC 15.247**

Project number: G0M-2002-8868  
 Applicant: Kamstrup A/S  
 EUT Name: Meter Transmit Unit  
 Model: Ready MTU  
 Test Site: Eurofins Product Service Germany  
 Operator: Toralf Jahn  
 Test Conditions: Tnom: 24°C, Vnom: 3.6 VDC  
 Antenna: Schwarzbeck BBHA 9120D, Horizontal  
 Measurement distance: 1 m converted to 3m  
 Mode: TX; 918.5 MHz; pit antenna  
 Test Date: 2020-04-20  
 Note:

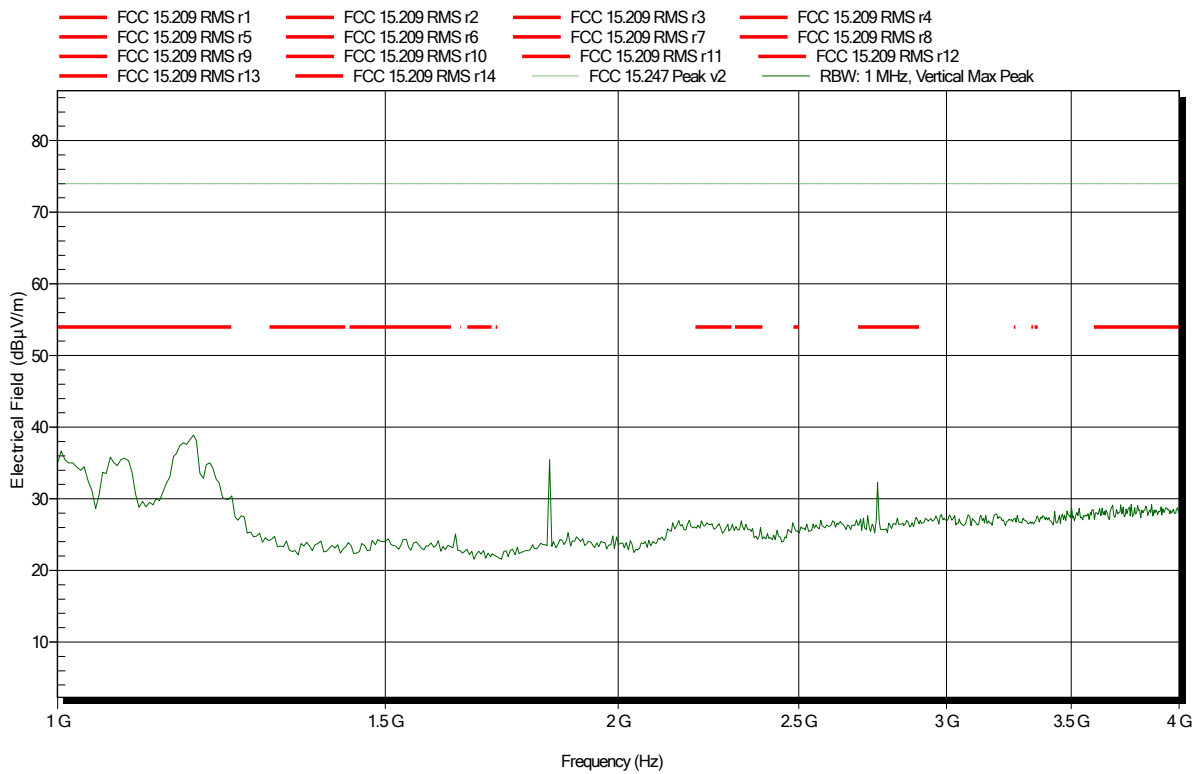
Index 81



**Spurious emissions according to FCC 15.247**

Project number: G0M-2002-8868  
 Applicant: Kamstrup A/S  
 EUT Name: Meter Transmit Unit  
 Model: Ready MTU  
 Test Site: Eurofins Product Service Germany  
 Operator: Toralf Jahn  
 Test Conditions: Tnom: 24°C, Vnom: 3.6 VDC  
 Antenna: Schwarzbeck BBHA 9120D, Vertical  
 Measurement distance: 1 m converted to 3m  
 Mode: TX; 918.5 MHz; pit antenna  
 Test Date: 2020-04-20  
 Note:

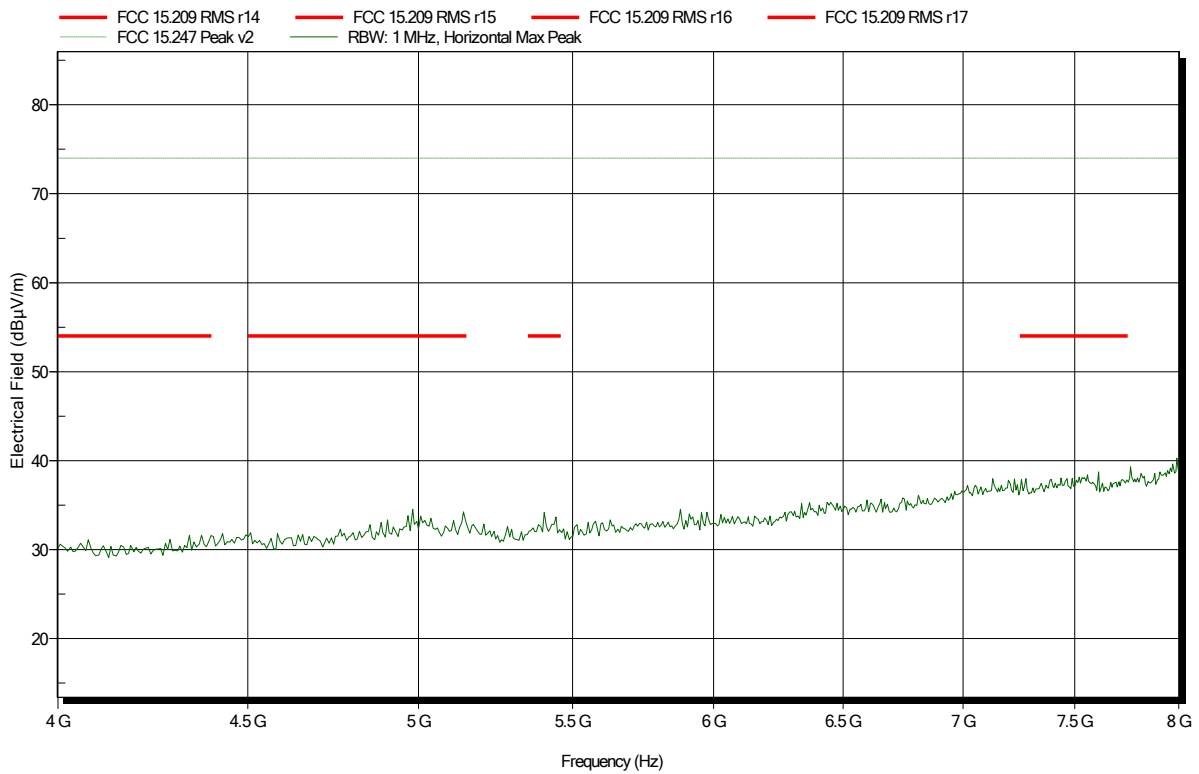
Index 84



**Spurious emissions according to FCC 15.247**

Project number: G0M-2002-8868  
 Applicant: Kamstrup A/S  
 EUT Name: Meter Transmit Unit  
 Model: Ready MTU  
 Test Site: Eurofins Product Service Germany  
 Operator: Toralf Jahn  
 Test Conditions: Tnom: 24°C, Vnom: 3.6 VDC  
 Antenna: Schwarzbeck BBHA 9120D, Horizontal  
 Measurement distance: 1 m converted to 3m  
 Mode: TX; 918.5 MHz; pit antenna  
 Test Date: 2020-04-20  
 Note:

Index 82



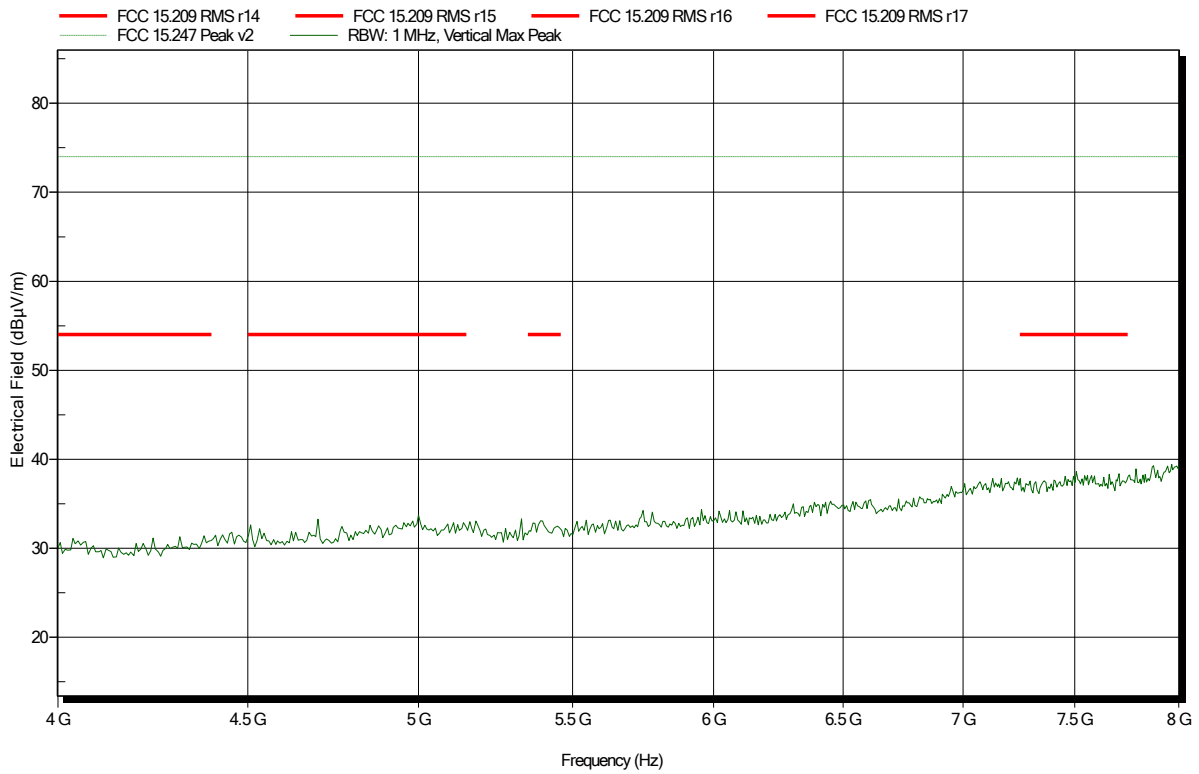


### Spurious emissions according to FCC 15.247

Project number: G0M-2002-8868

Applicant: Kamstrup A/S  
 EUT Name: Meter Transmit Unit  
 Model: Ready MTU  
 Test Site: Eurofins Product Service Germany  
 Operator: Toralf Jahn  
 Measurement software: RadiMation, version 2016.1.10  
 Test Conditions: Tnom: 24°C, Vnom: 3.6 VDC  
 Antenna: Schwarzbeck BBHA 9120D, Vertical  
 Measurement distance: 1 m, converted to 3 m  
 Mode: TX; 918.5 MHz; pit antenna  
 Test Date: 2020-04-20  
 Note:

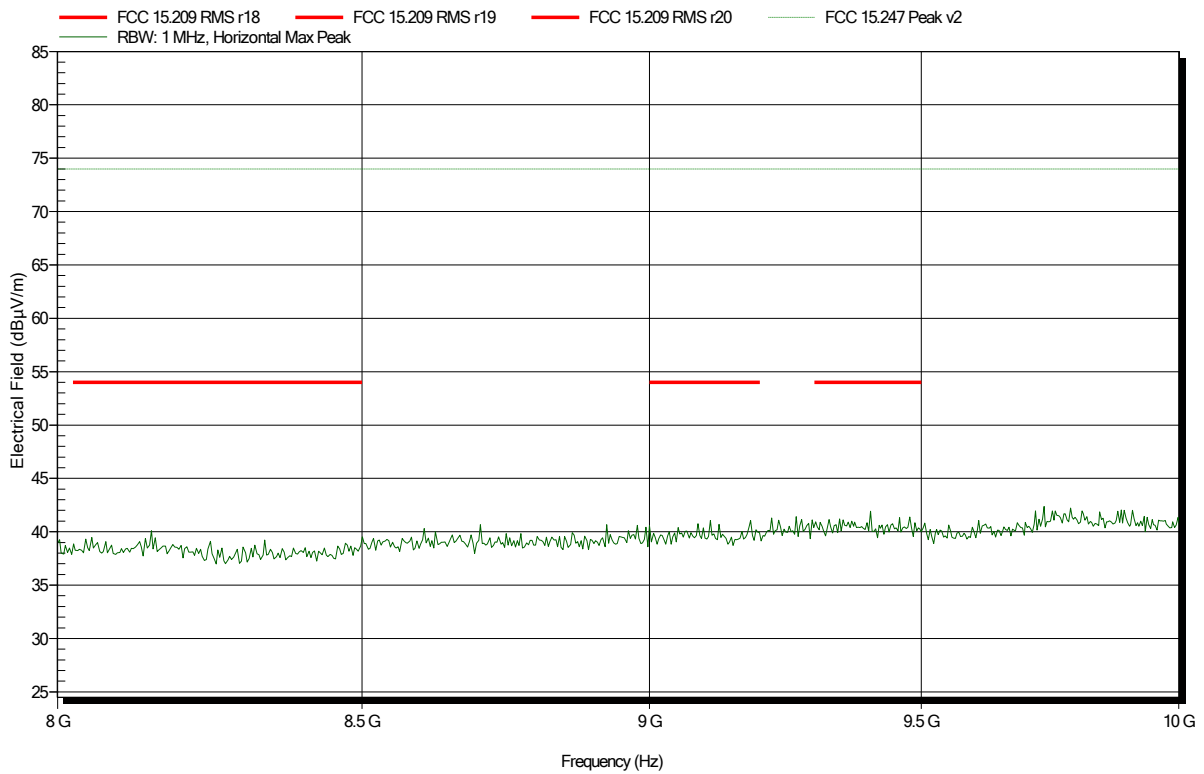
Index 85



**Spurious emissions according to FCC 15.247**

Project number: G0M-2002-8868  
 Applicant: Kamstrup A/S  
 EUT Name: Meter Transmit Unit  
 Model: Ready MTU  
 Test Site: Eurofins Product Service Germany  
 Operator: Toralf Jahn  
 Test Conditions: Tnom: 24°C, Vnom: 3.6 VDC  
 Antenna: Schwarzbeck BBHA 9120D, Horizontal  
 Measurement distance: 1 m converted to 3m  
 Mode: TX; 918.5 MHz; pit antenna  
 Test Date: 2020-04-20  
 Note:

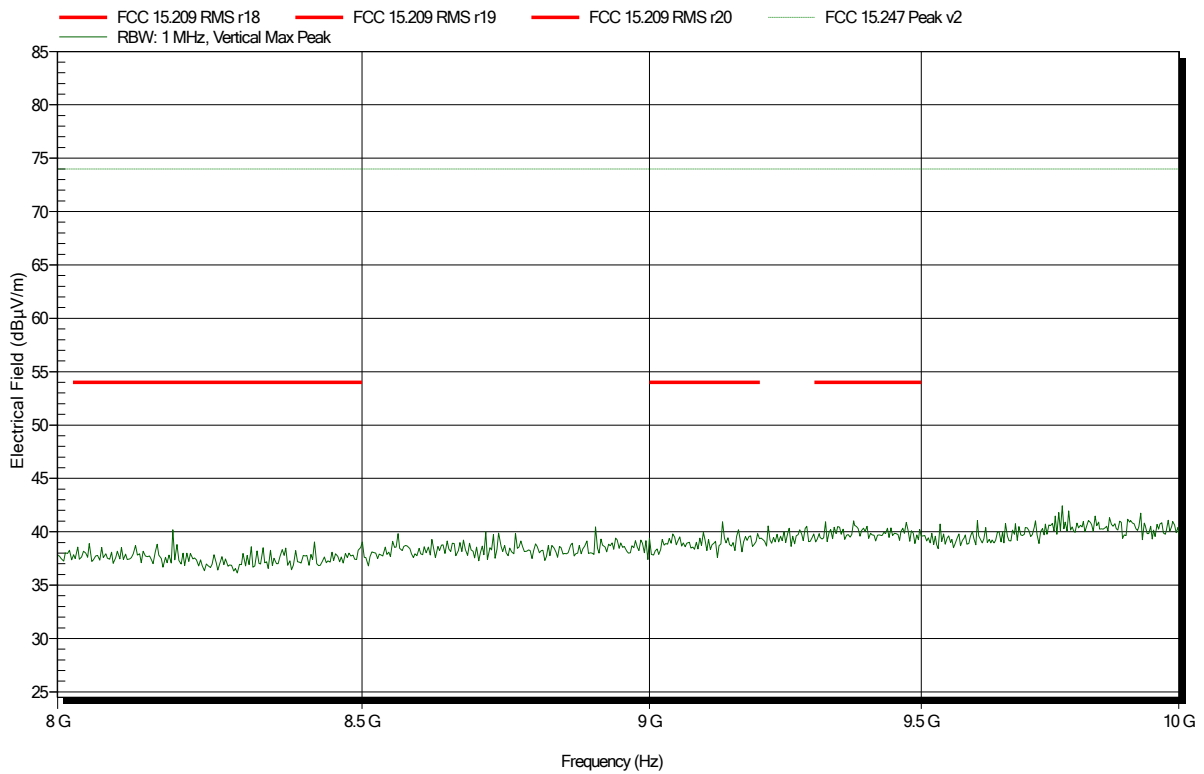
Index 83



**Spurious emissions according to FCC 15.247**

Project number: G0M-2002-8868  
 Applicant: Kamstrup A/S  
 EUT Name: Meter Transmit Unit  
 Model: Ready MTU  
 Test Site: Eurofins Product Service Germany  
 Operator: Toralf Jahn  
 Test Conditions: Tnom: 24°C, Vnom: 3.6 VDC  
 Antenna: Schwarzbeck BBHA 9120D, Vertical  
 Measurement distance: 1 m converted to 3m  
 Mode: TX; 918.5 MHz; pit antenna  
 Test Date: 2020-04-20  
 Note:

Index 86

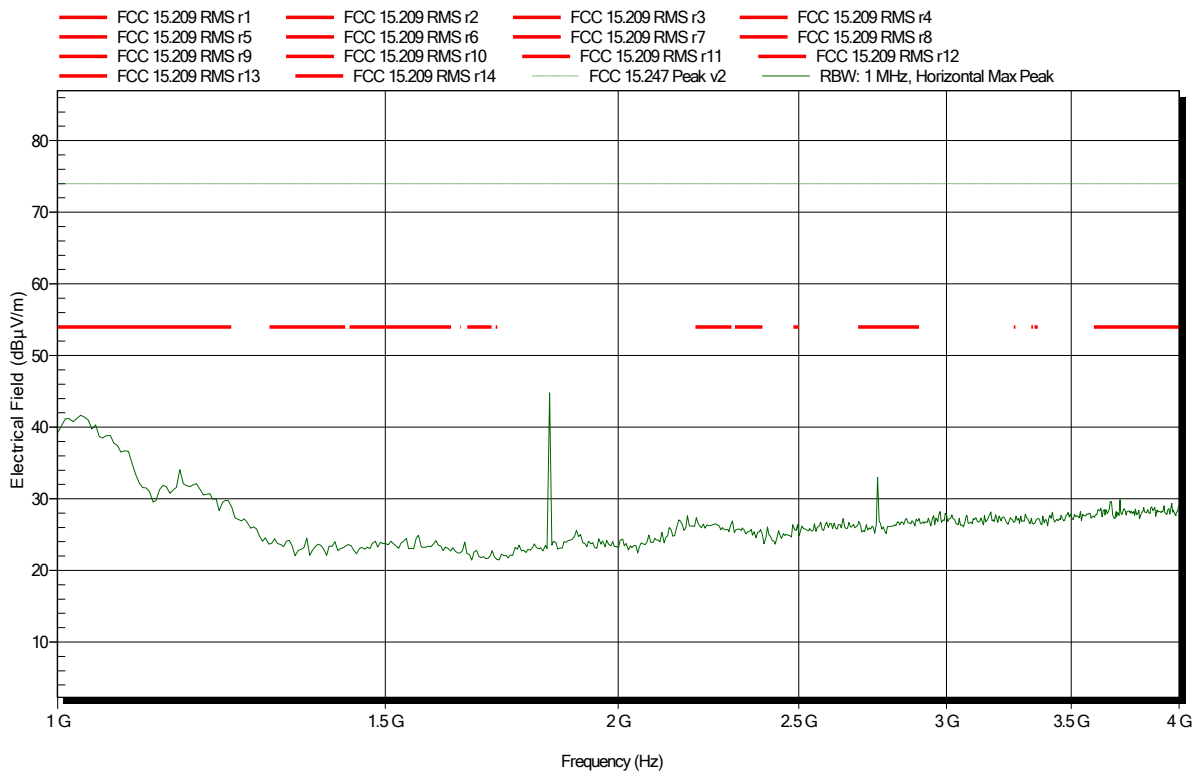


### Spurious emissions according to FCC 15.247

Project number: G0M-2002-8868

Applicant: Kamstrup A/S  
 EUT Name: Meter Transmit Unit  
 Model: Ready MTU  
 Test Site: Eurofins Product Service Germany  
 Operator: Toralf Jahn  
 Test Conditions: Tnom: 24°C, Vnom: 3.6 VDC  
 Antenna: Schwarzbeck BBHA 9120D, Horizontal  
 Measurement distance: 1 m converted to 3m  
 Mode: TX; 918.5 MHz; rod antenna  
 Test Date: 2020-04-20  
 Note:

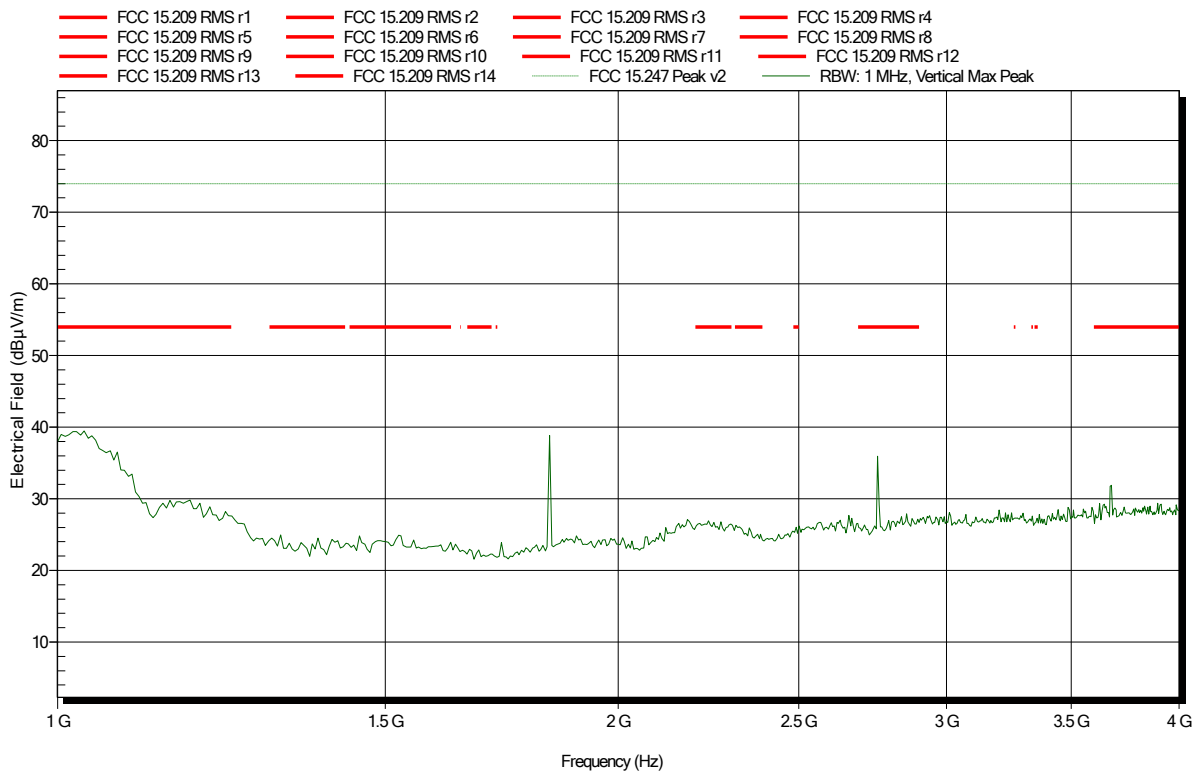
Index 87



**Spurious emissions according to FCC 15.247**

Project number: G0M-2002-8868  
 Applicant: Kamstrup A/S  
 EUT Name: Meter Transmit Unit  
 Model: Ready MTU  
 Test Site: Eurofins Product Service Germany  
 Operator: Toralf Jahn  
 Test Conditions: Tnom: 24°C, Vnom: 3.6 VDC  
 Antenna: Schwarzbeck BBHA 9120D, Vertical  
 Measurement distance: 1 m converted to 3m  
 Mode: TX; 918.5 MHz; rod antenna  
 Test Date: 2020-04-20  
 Note:

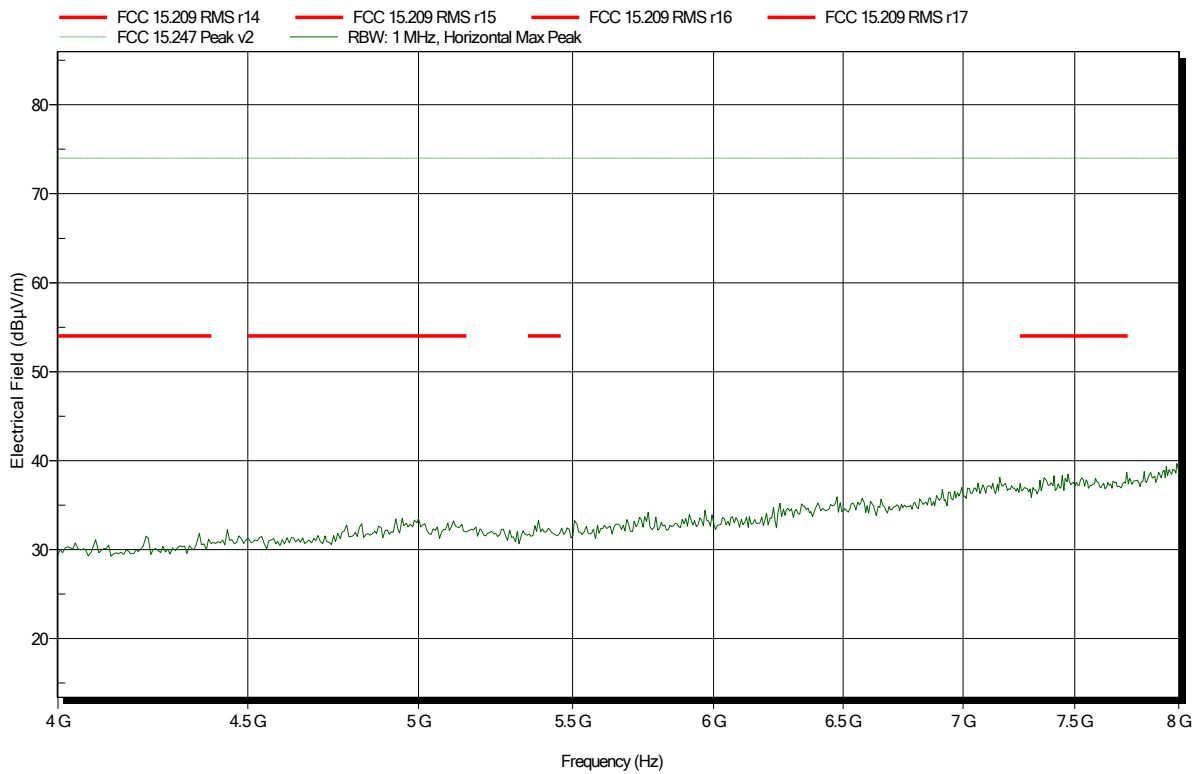
Index 90



**Spurious emissions according to FCC 15.247**

Project number: G0M-2002-8868  
 Applicant: Kamstrup A/S  
 EUT Name: Meter Transmit Unit  
 Model: Ready MTU  
 Test Site: Eurofins Product Service Germany  
 Operator: Toralf Jahn  
 Test Conditions: Tnom: 24°C, Vnom: 3.6 VDC  
 Antenna: Schwarzbeck BBHA 9120D, Horizontal  
 Measurement distance: 1 m converted to 3m  
 Mode: TX; 918.5 MHz; rod antenna  
 Test Date: 2020-04-20  
 Note:

Index 88

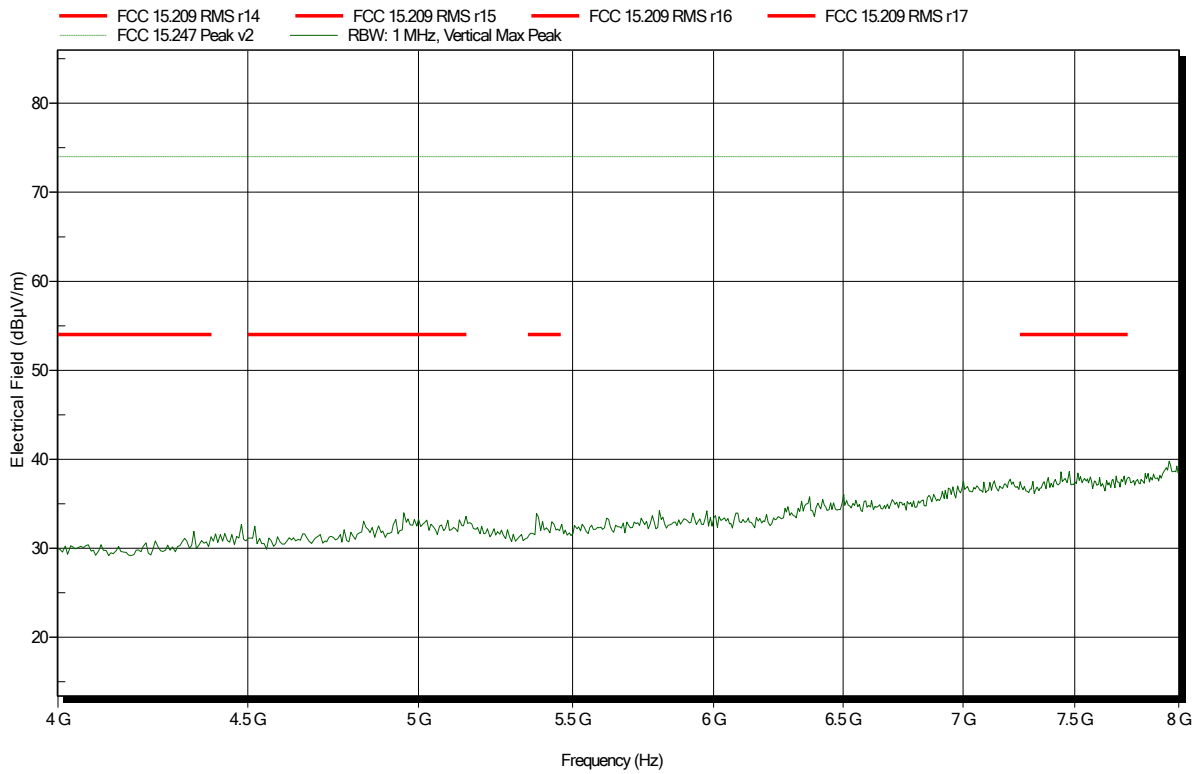


### Spurious emissions according to FCC 15.247

Project number: G0M-2002-8868

Applicant: Kamstrup A/S  
 EUT Name: Meter Transmit Unit  
 Model: Ready MTU  
 Test Site: Eurofins Product Service Germany  
 Operator: Toralf Jahn  
 Measurement software: RadiMation, version 2016.1.10  
 Test Conditions: Tnom: 24°C, Vnom: 3.6 VDC  
 Antenna: Schwarzbeck BBHA 9120D, Vertical  
 Measurement distance: 1 m, converted to 3 m  
 Mode: TX; 918.5 MHz; rod antenna  
 Test Date: 2020-04-20  
 Note:

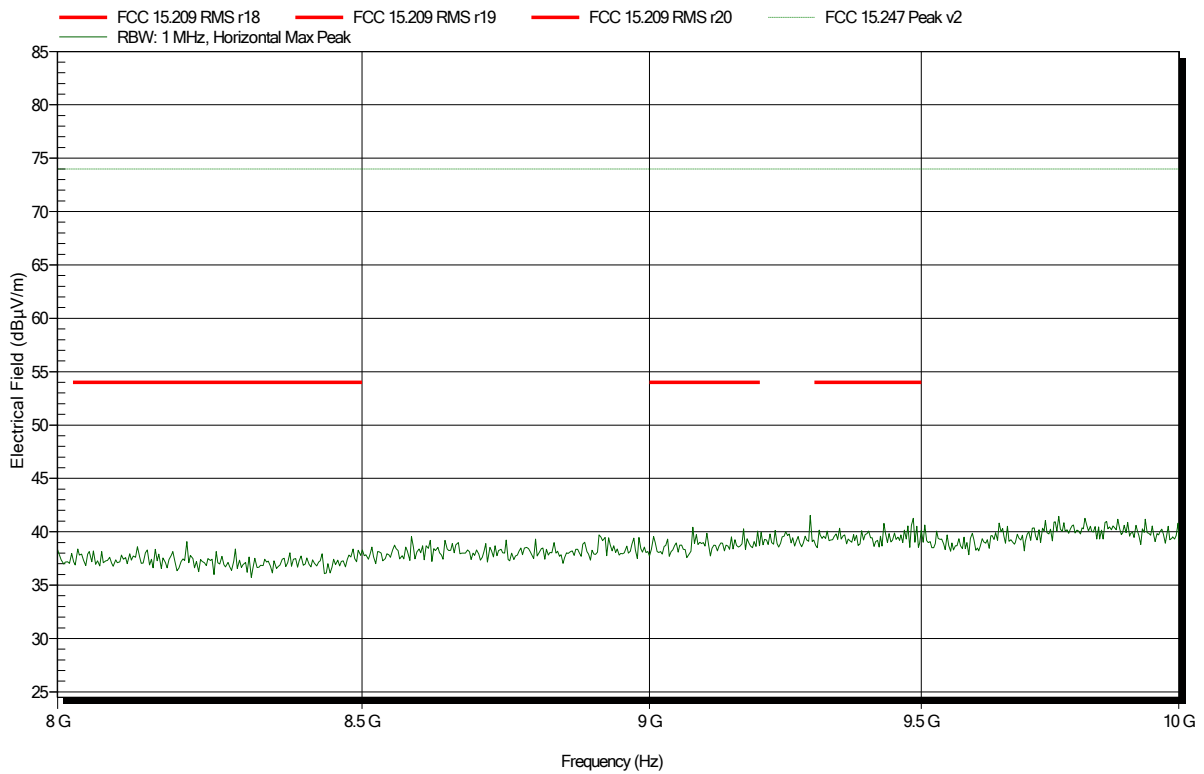
Index 91



**Spurious emissions according to FCC 15.247**

Project number: G0M-2002-8868  
 Applicant: Kamstrup A/S  
 EUT Name: Meter Transmit Unit  
 Model: Ready MTU  
 Test Site: Eurofins Product Service Germany  
 Operator: Toralf Jahn  
 Test Conditions: Tnom: 24°C, Vnom: 3.6 VDC  
 Antenna: Schwarzbeck BBHA 9120D, Horizontal  
 Measurement distance: 1 m converted to 3m  
 Mode: TX; 918.5 MHz; rod antenna  
 Test Date: 2020-04-20  
 Note:

Index 89

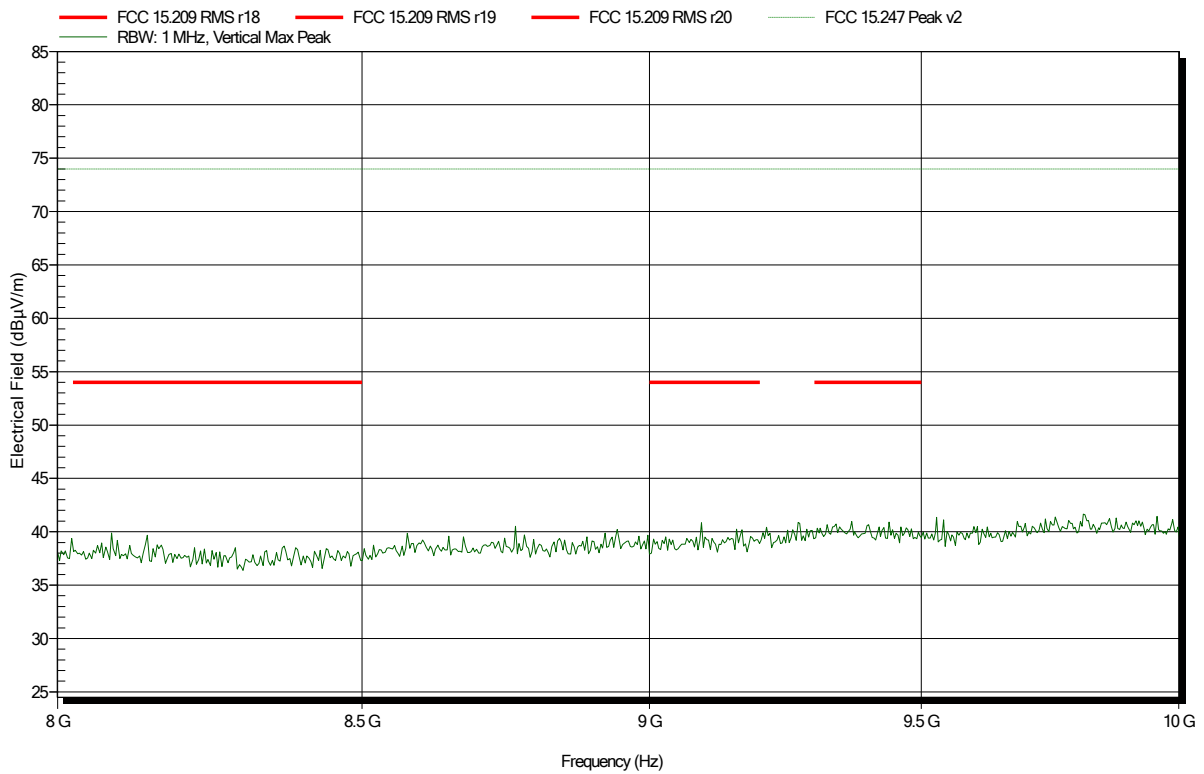




**Spurious emissions according to FCC 15.247**

Project number: G0M-2002-8868  
 Applicant: Kamstrup A/S  
 EUT Name: Meter Transmit Unit  
 Model: Ready MTU  
 Test Site: Eurofins Product Service Germany  
 Operator: Toralf Jahn  
 Test Conditions: Tnom: 24°C, Vnom: 3.6 VDC  
 Antenna: Schwarzbeck BBHA 9120D, Vertical  
 Measurement distance: 1 m converted to 3m  
 Mode: TX; 918.5 MHz; rod antenna  
 Test Date: 2020-04-20  
 Note:

Index 92

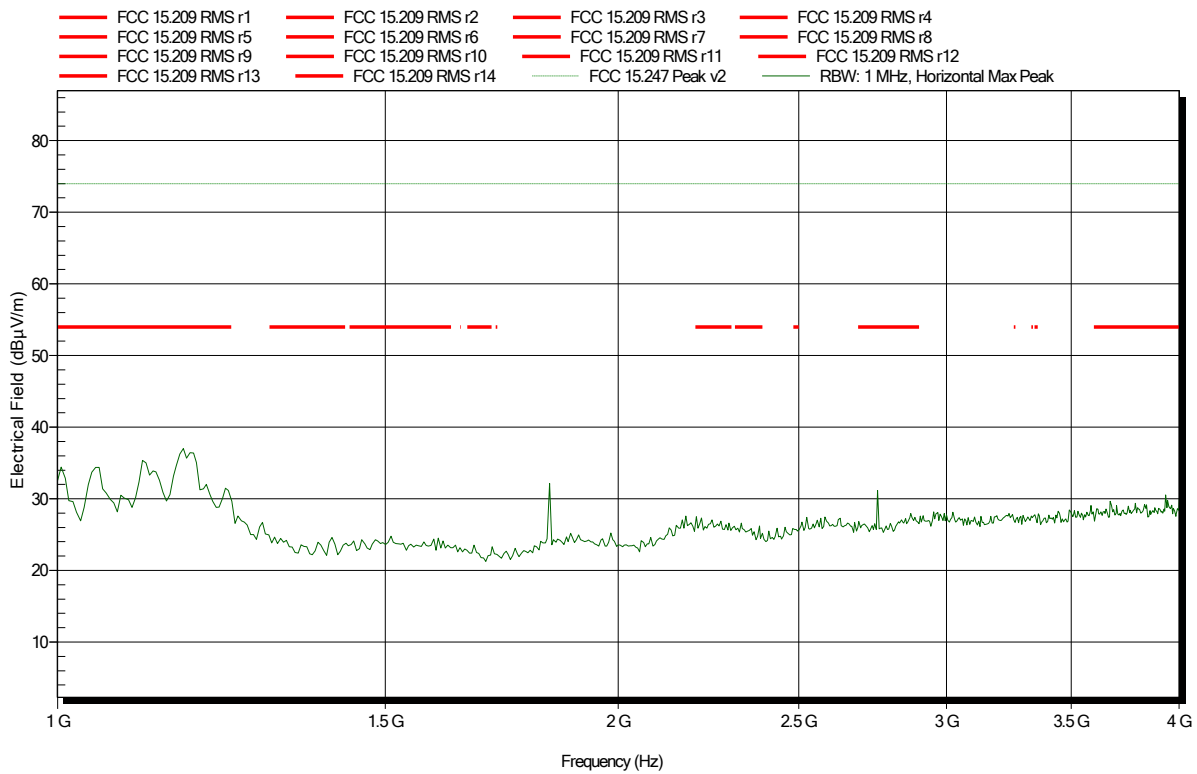


### Spurious emissions according to FCC 15.247

Project number: G0M-2002-8868

Applicant: Kamstrup A/S  
 EUT Name: Meter Transmit Unit  
 Model: Ready MTU  
 Test Site: Eurofins Product Service Germany  
 Operator: Toralf Jahn  
 Test Conditions: Tnom: 24°C, Vnom: 3.6 VDC  
 Antenna: Schwarzbeck BBHA 9120D, Horizontal  
 Measurement distance: 1 m converted to 3m  
 Mode: TX; 918.5 MHz; wall antenna  
 Test Date: 2020-04-20  
 Note:

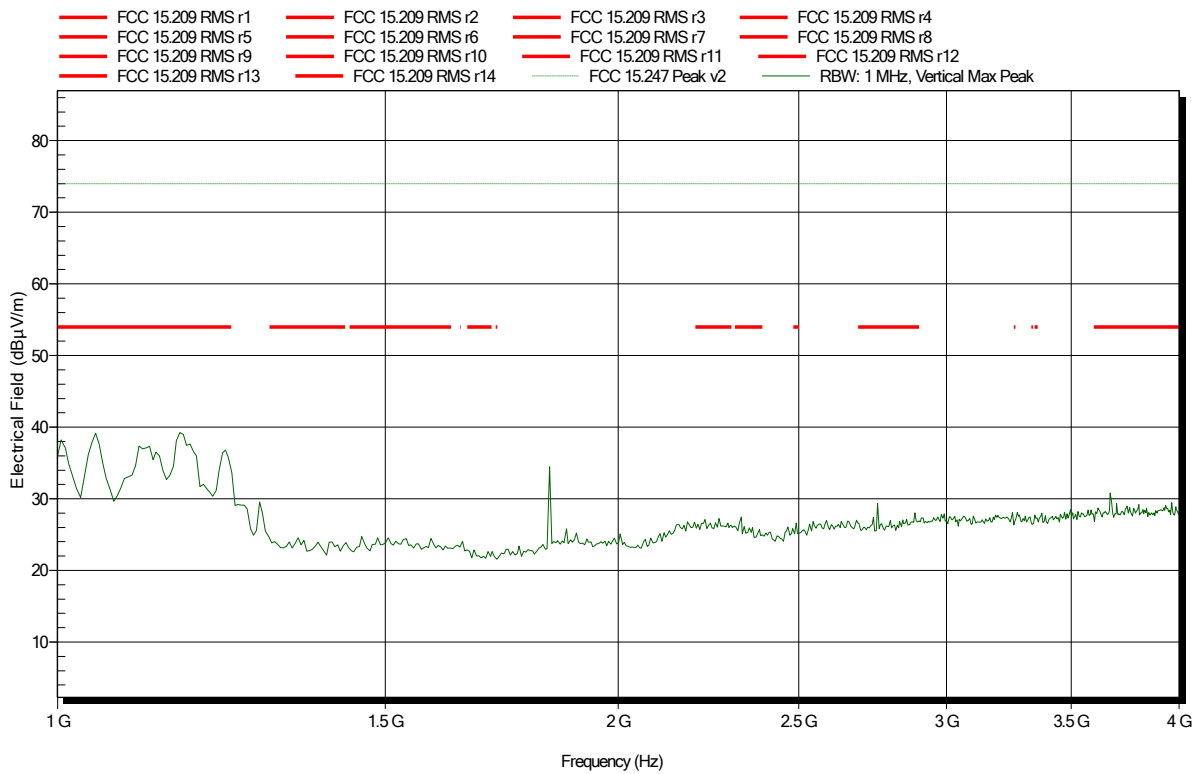
Index 117



**Spurious emissions according to FCC 15.247**

Project number: G0M-2002-8868  
 Applicant: Kamstrup A/S  
 EUT Name: Meter Transmit Unit  
 Model: Ready MTU  
 Test Site: Eurofins Product Service Germany  
 Operator: Toralf Jahn  
 Test Conditions: Tnom: 24°C, Vnom: 3.6 VDC  
 Antenna: Schwarzbeck BBHA 9120D, Vertical  
 Measurement distance: 1 m converted to 3m  
 Mode: TX; 918.5 MHz; wall antenna  
 Test Date: 2020-04-20  
 Note:

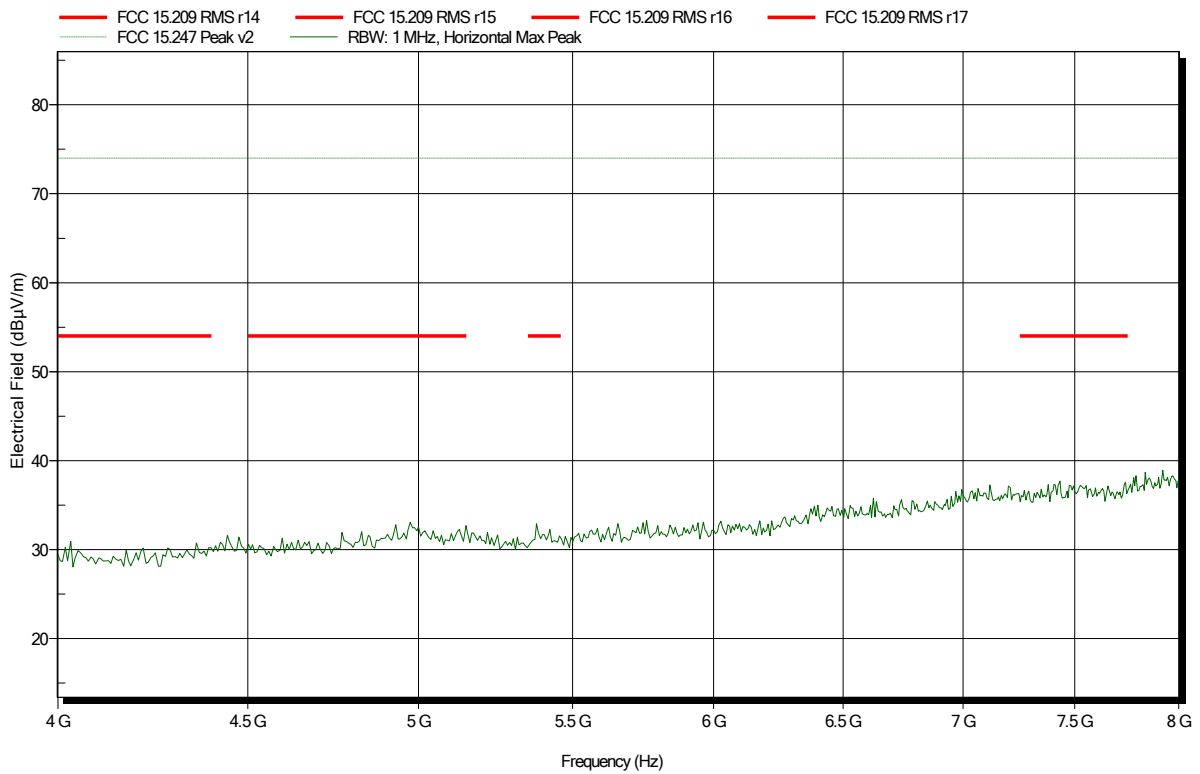
Index 120



**Spurious emissions according to FCC 15.247**

Project number: G0M-2002-8868  
 Applicant: Kamstrup A/S  
 EUT Name: Meter Transmit Unit  
 Model: Ready MTU  
 Test Site: Eurofins Product Service Germany  
 Operator: Toralf Jahn  
 Test Conditions: Tnom: 24°C, Vnom: 3.6 VDC  
 Antenna: Schwarzbeck BBHA 9120D, Horizontal  
 Measurement distance: 1 m converted to 3m  
 Mode: TX; 918.5 MHz; wall antenna  
 Test Date: 2020-04-20  
 Note:

Index 118

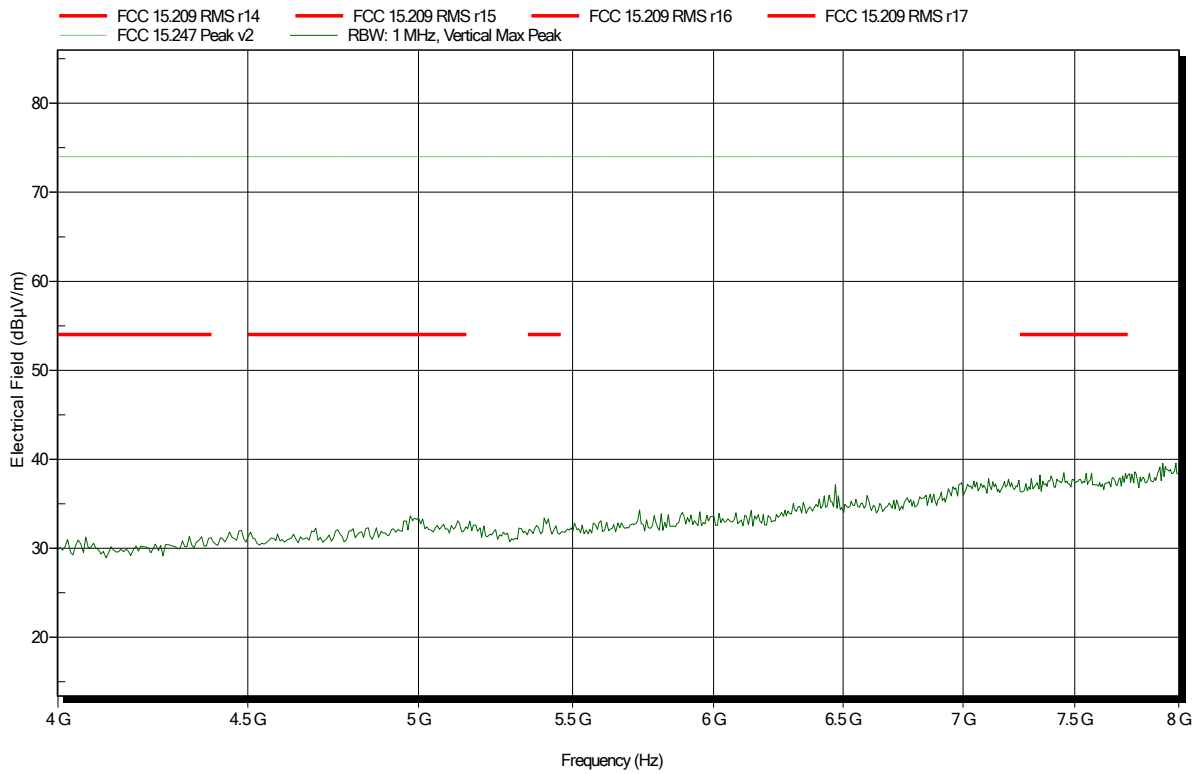


### Spurious emissions according to FCC 15.247

Project number: G0M-2002-8868

Applicant: Kamstrup A/S  
 EUT Name: Meter Transmit Unit  
 Model: Ready MTU  
 Test Site: Eurofins Product Service Germany  
 Operator: Toralf Jahn  
 Measurement software: RadiMation, version 2016.1.10  
 Test Conditions: Tnom: 24°C, Vnom: 3.6 VDC  
 Antenna: Schwarzbeck BBHA 9120D, Vertical  
 Measurement distance: 1 m, converted to 3 m  
 Mode: TX; 918.5 MHz; wall antenna  
 Test Date: 2020-04-20  
 Note:

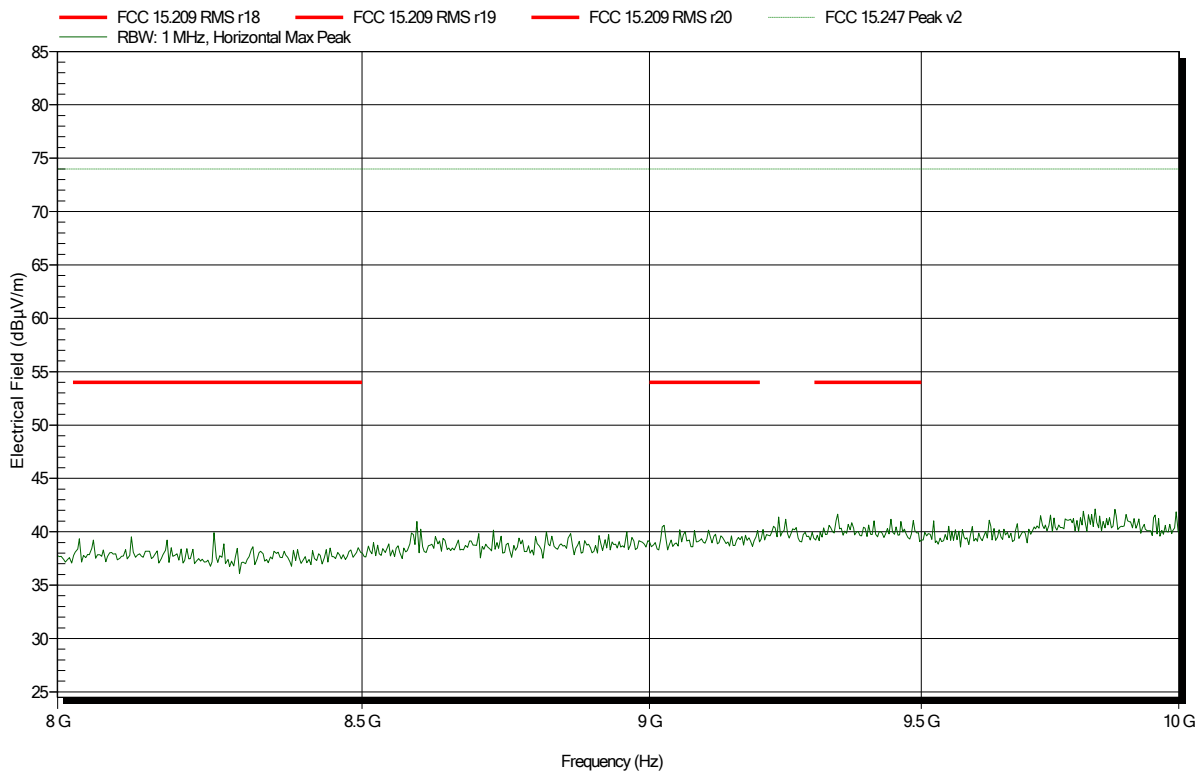
Index 121



**Spurious emissions according to FCC 15.247**

Project number: G0M-2002-8868  
 Applicant: Kamstrup A/S  
 EUT Name: Meter Transmit Unit  
 Model: Ready MTU  
 Test Site: Eurofins Product Service Germany  
 Operator: Toralf Jahn  
 Test Conditions: Tnom: 24°C, Vnom: 3.6 VDC  
 Antenna: Schwarzbeck BBHA 9120D, Horizontal  
 Measurement distance: 1 m converted to 3m  
 Mode: TX; 918.5 MHz; wall antenna  
 Test Date: 2020-04-20  
 Note:

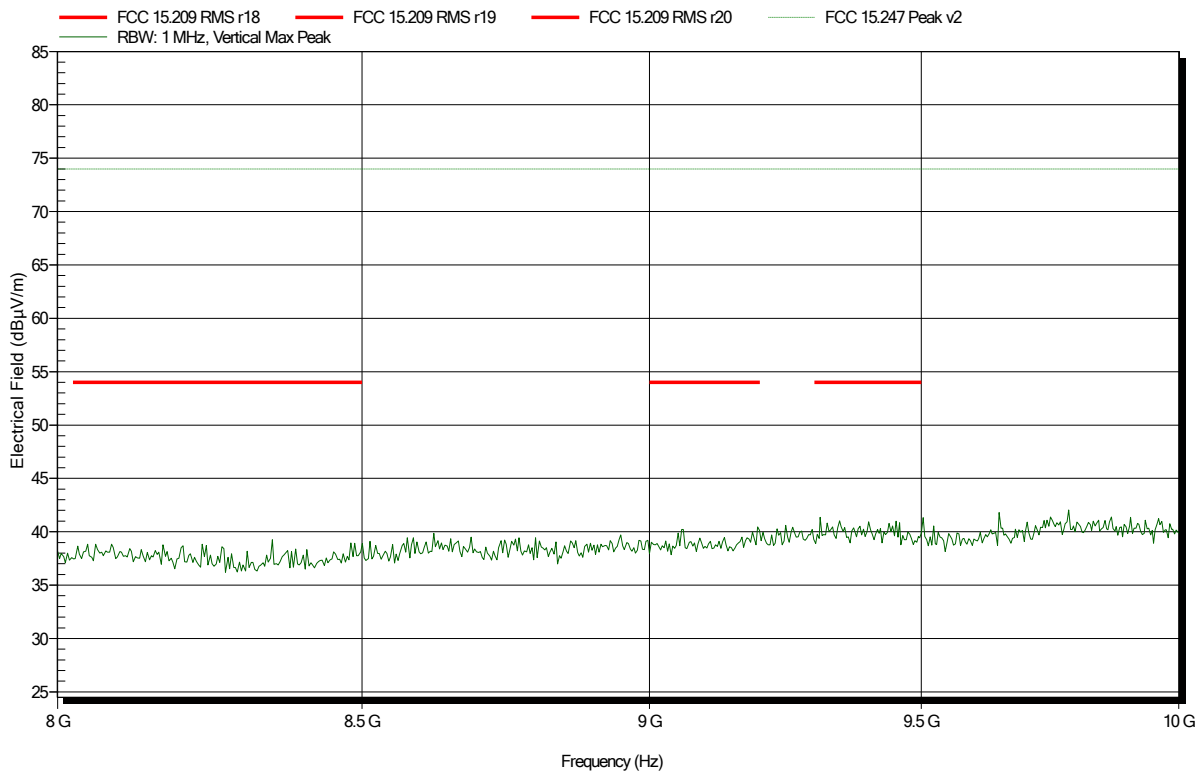
Index 119



**Spurious emissions according to FCC 15.247**

Project number: G0M-2002-8868  
 Applicant: Kamstrup A/S  
 EUT Name: Meter Transmit Unit  
 Model: Ready MTU  
 Test Site: Eurofins Product Service Germany  
 Operator: Toralf Jahn  
 Test Conditions: Tnom: 24°C, Vnom: 3.6 VDC  
 Antenna: Schwarzbeck BBHA 9120D, Vertical  
 Measurement distance: 1 m converted to 3m  
 Mode: TX; 918.5 MHz; wall antenna  
 Test Date: 2020-04-20  
 Note:

Index 122



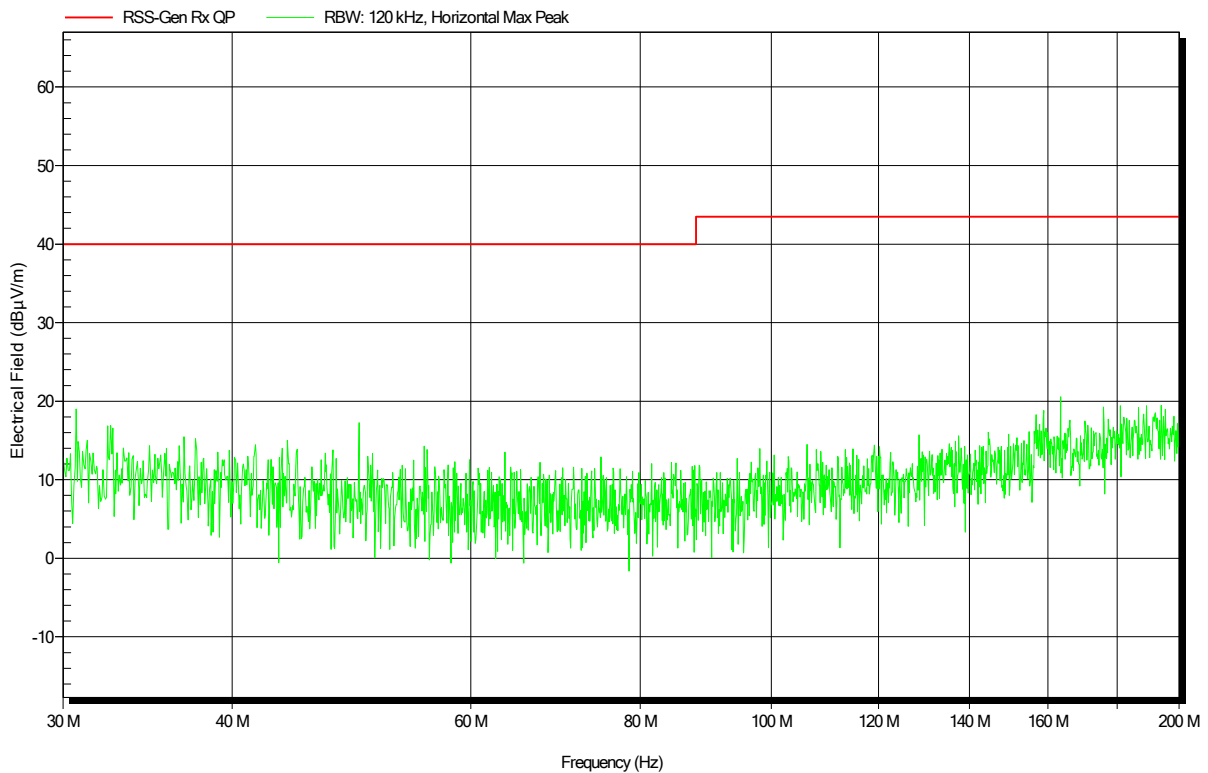
## ANNEX B Receiver spurious emissions

### Spurious emissions according to RSS-Gen

Project number: G0M-2002-8868

Applicant: Kamstrup A/S  
 EUT Name: Meter Transmit Unit  
 Model: Ready MTU  
 Test Site: Eurofins Product Service Germany  
 Operator: Mr. Jahn  
 Measurement software: RadiMation, version 2016.1.10  
 Test Conditions: Tnom: 24°C, Vnom: 3.6 VDC  
 Antenna: Rohde & Schwarz HK 116, Horizontal  
 Measurement distance: 3 m  
 Mode: RX; 915 MHz; pit antenna  
 Test Date: 2020-04-17  
 Note:

Index 31



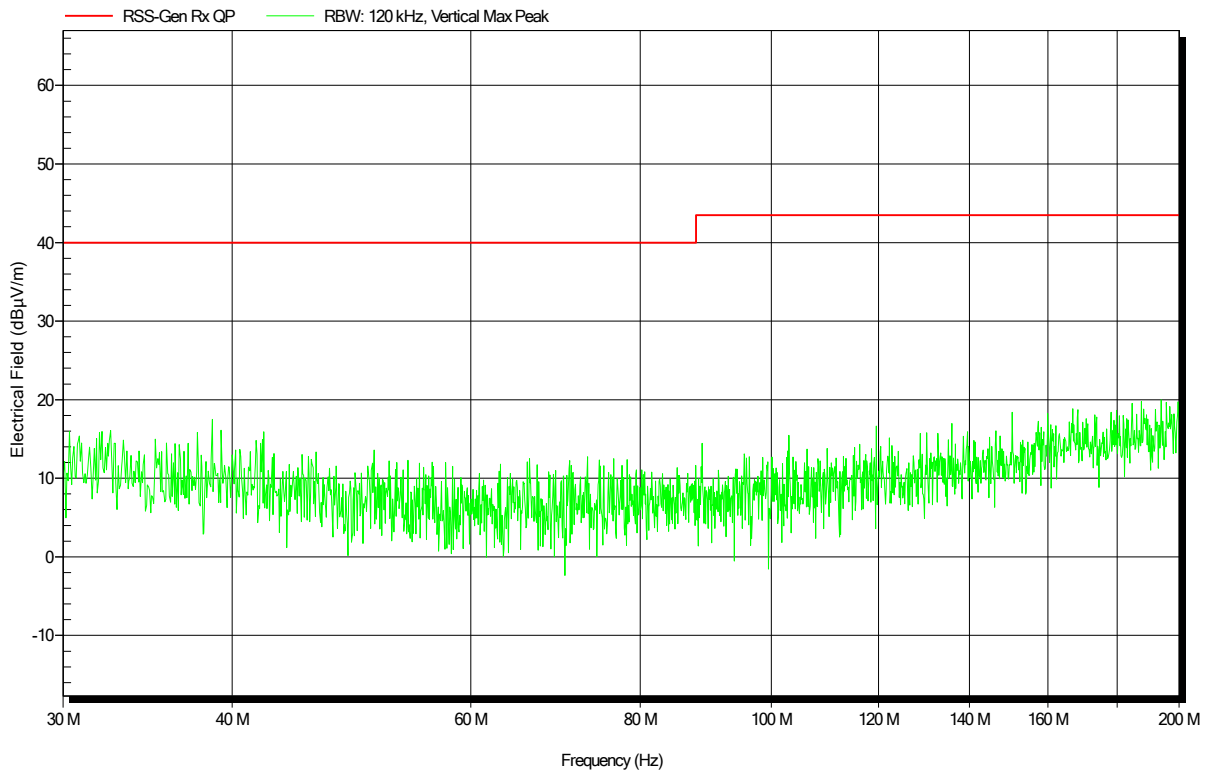


### Spurious emissions according to RSS-Gen

Project number: G0M-2002-8868

Applicant: Kamstrup A/S  
 EUT Name: Meter Transmit Unit  
 Model: Ready MTU  
 Test Site: Eurofins Product Service Germany  
 Operator: Mr. Jahn  
 Measurement software: RadiMation, version 2016.1.10  
 Test Conditions: Tnom: 24°C, Vnom: 3.6 VDC  
 Antenna: Rohde & Schwarz HK 116, Vertical  
 Measurement distance: 3 m  
 Mode: RX; 915 MHz; pit antenna  
 Test Date: 2020-04-17  
 Note:

Index 32

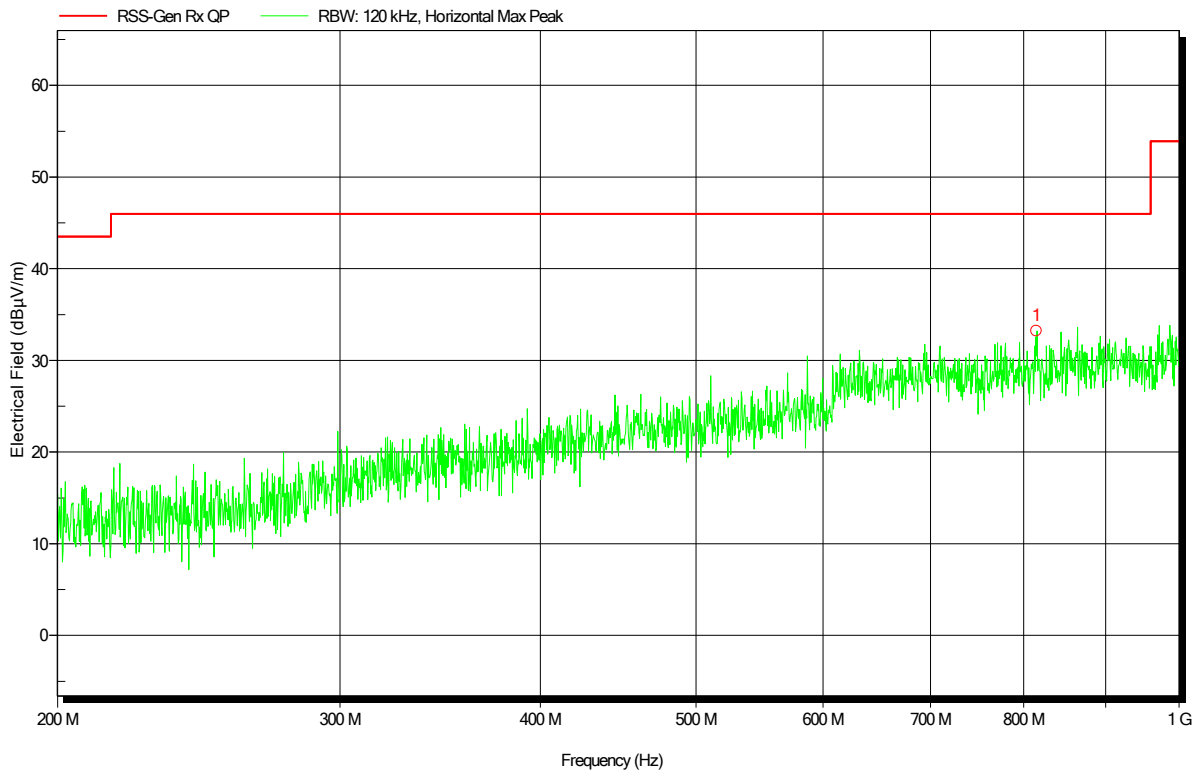


### Spurious emissions according to RSS-Gen

Project number: G0M-2002-8868

Applicant: Kamstrup A/S  
 EUT Name: Meter Transmit Unit  
 Model: Ready MTU  
 Test Site: Eurofins Product Service Germany  
 Operator: Mr. Jahn  
 Measurement software: RadiMation, version 2016.1.10  
 Test Conditions: Tnom: 24°C, Vnom: 3.6 VDC  
 Antenna: Rohde & Schwarz HL 223, Horizontal  
 Measurement distance: 3 m  
 Mode: RX; 915 MHz; pit antenna  
 Test Date: 2020-04-17  
 Note:

Index 30



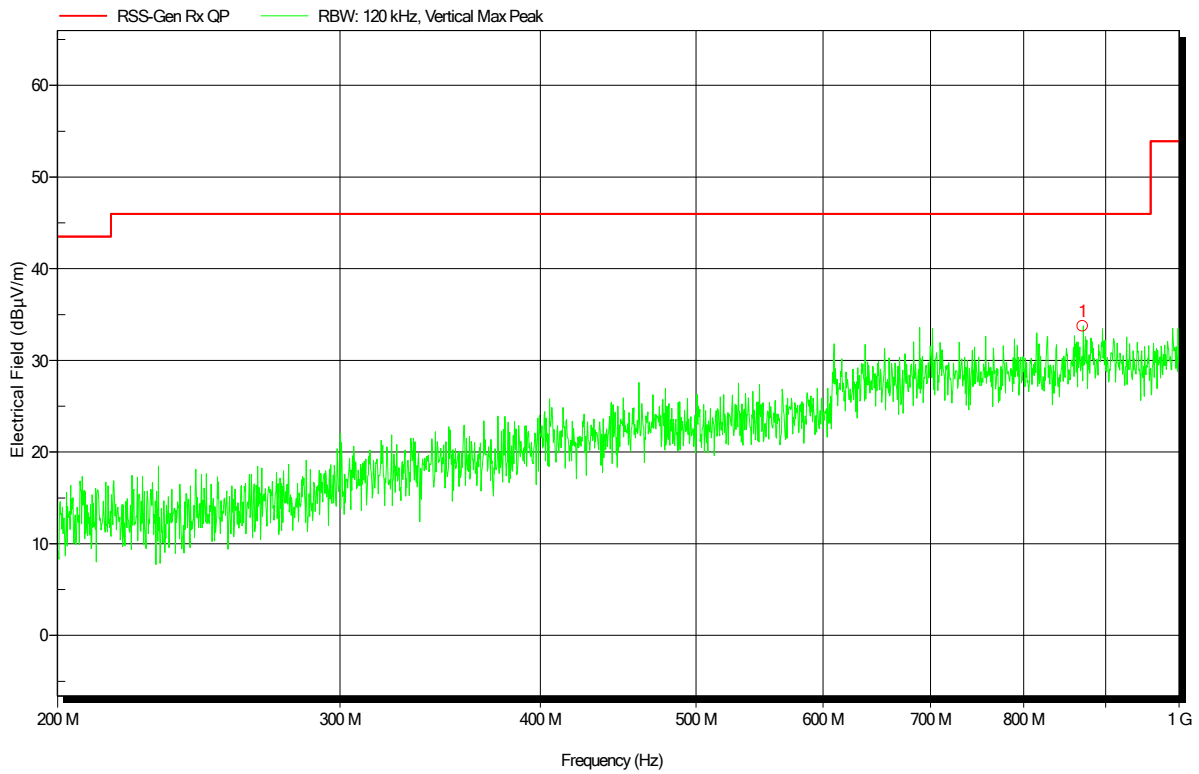
Frequency	Peak	Peak Limit	Peak Difference	Status	Angle	Height
814.9505 MHz	33.2 dBµV/m	46 dBµV/m	-12.79 dB	Pass	0 Degree	1 m

### Spurious emissions according to RSS-Gen

Project number: G0M-2002-8868

Applicant: Kamstrup A/S  
 EUT Name: Meter Transmit Unit  
 Model: Ready MTU  
 Test Site: Eurofins Product Service Germany  
 Operator: Mr. Jahn  
 Measurement software: RadiMation, version 2016.1.10  
 Test Conditions: Tnom: 24°C, Vnom: 3.6 VDC  
 Antenna: Rohde & Schwarz HL 223, Vertical  
 Measurement distance: 3 m  
 Mode: RX; 915 MHz; pit antenna  
 Test Date: 2020-04-17  
 Note:

Index 29



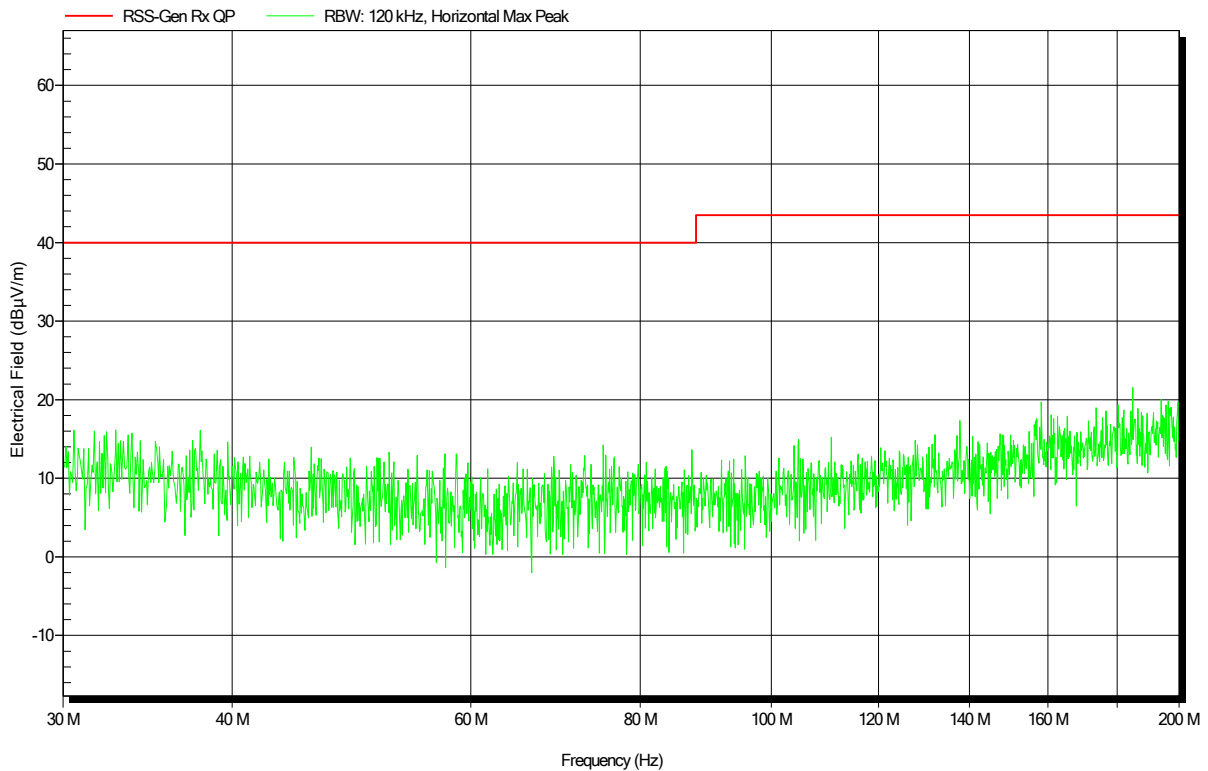
Frequency	Peak	Peak Limit	Peak Difference	Status	Angle	Height
870.9096 MHz	33.7 dBµV/m	46 dBµV/m	-12.25 dB	Pass	0 Degree	1 m

### Spurious emissions according to RSS-Gen

Project number: G0M-2002-8868

Applicant: Kamstrup A/S  
 EUT Name: Meter Transmit Unit  
 Model: Ready MTU  
 Test Site: Eurofins Product Service Germany  
 Operator: Mr. Jahn  
 Measurement software: RadiMation, version 2016.1.10  
 Test Conditions: Tnom: 24°C, Vnom: 3.6 VDC  
 Antenna: Rohde & Schwarz HK 116, Horizontal  
 Measurement distance: 3 m  
 Mode: RX; 915 MHz; rod antenna  
 Test Date: 2020-04-17  
 Note:

Index 34

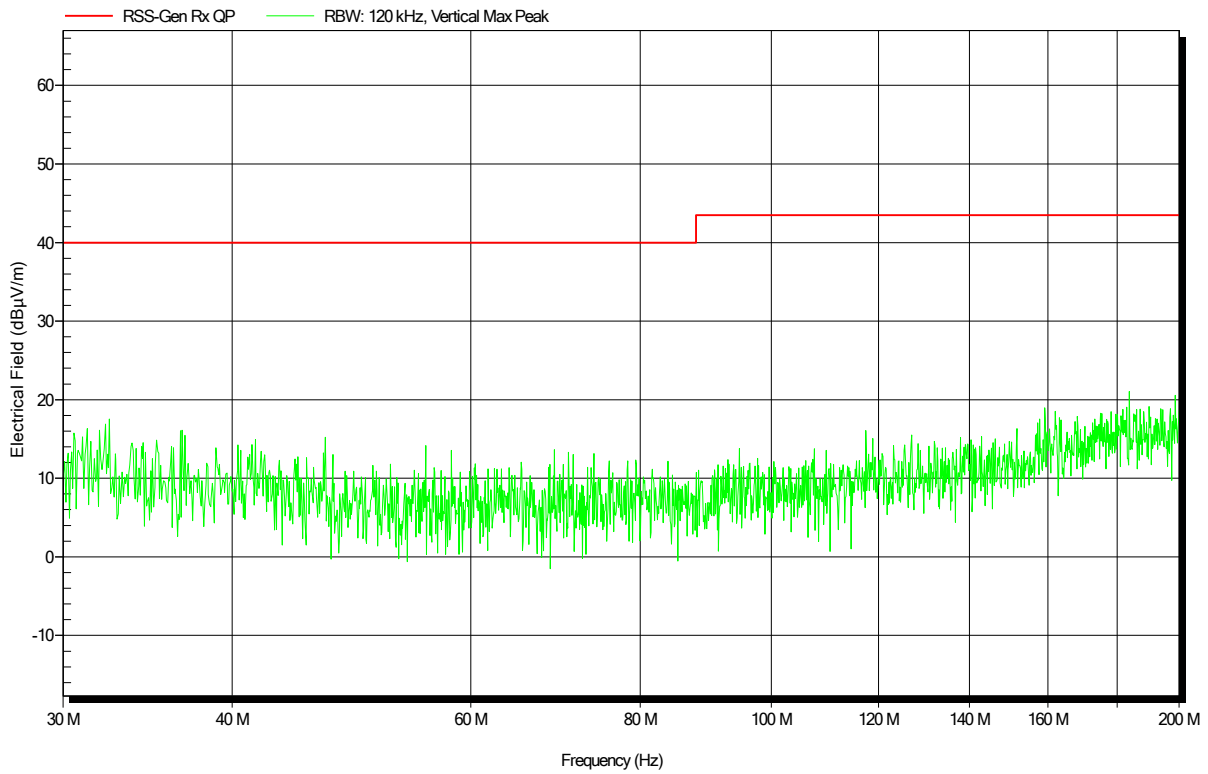


### Spurious emissions according to RSS-Gen

Project number: G0M-2002-8868

Applicant: Kamstrup A/S  
 EUT Name: Meter Transmit Unit  
 Model: Ready MTU  
 Test Site: Eurofins Product Service Germany  
 Operator: Mr. Jahn  
 Measurement software: RadiMation, version 2016.1.10  
 Test Conditions: Tnom: 24°C, Vnom: 3.6 VDC  
 Antenna: Rohde & Schwarz HK 116, Vertical  
 Measurement distance: 3 m  
 Mode: RX; 915 MHz; rod antenna  
 Test Date: 2020-04-17  
 Note:

Index 33

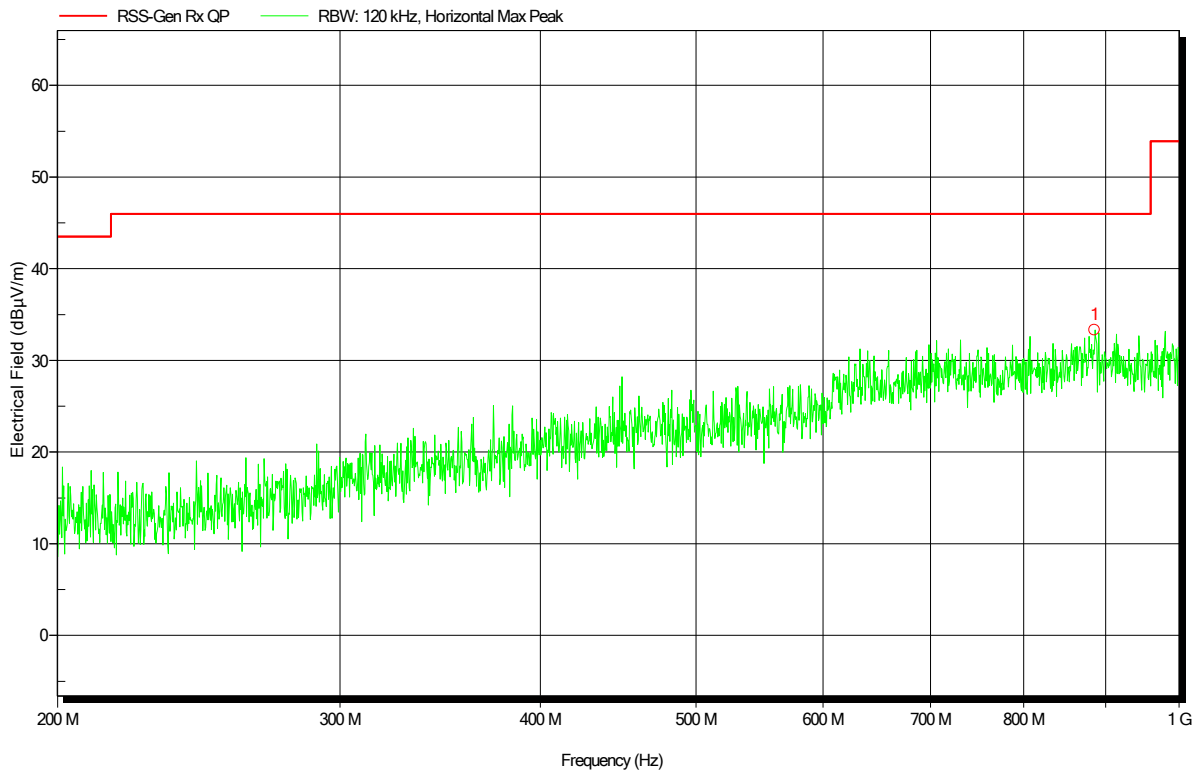


### Spurious emissions according to RSS-Gen

Project number: G0M-2002-8868

Applicant: Kamstrup A/S  
 EUT Name: Meter Transmit Unit  
 Model: Ready MTU  
 Test Site: Eurofins Product Service Germany  
 Operator: Mr. Jahn  
 Measurement software: RadiMation, version 2016.1.10  
 Test Conditions: Tnom: 24°C, Vnom: 3.6 VDC  
 Antenna: Rohde & Schwarz HL 223, Horizontal  
 Measurement distance: 3 m  
 Mode: RX; 915 MHz; rod antenna  
 Test Date: 2020-04-17  
 Note:

Index 26



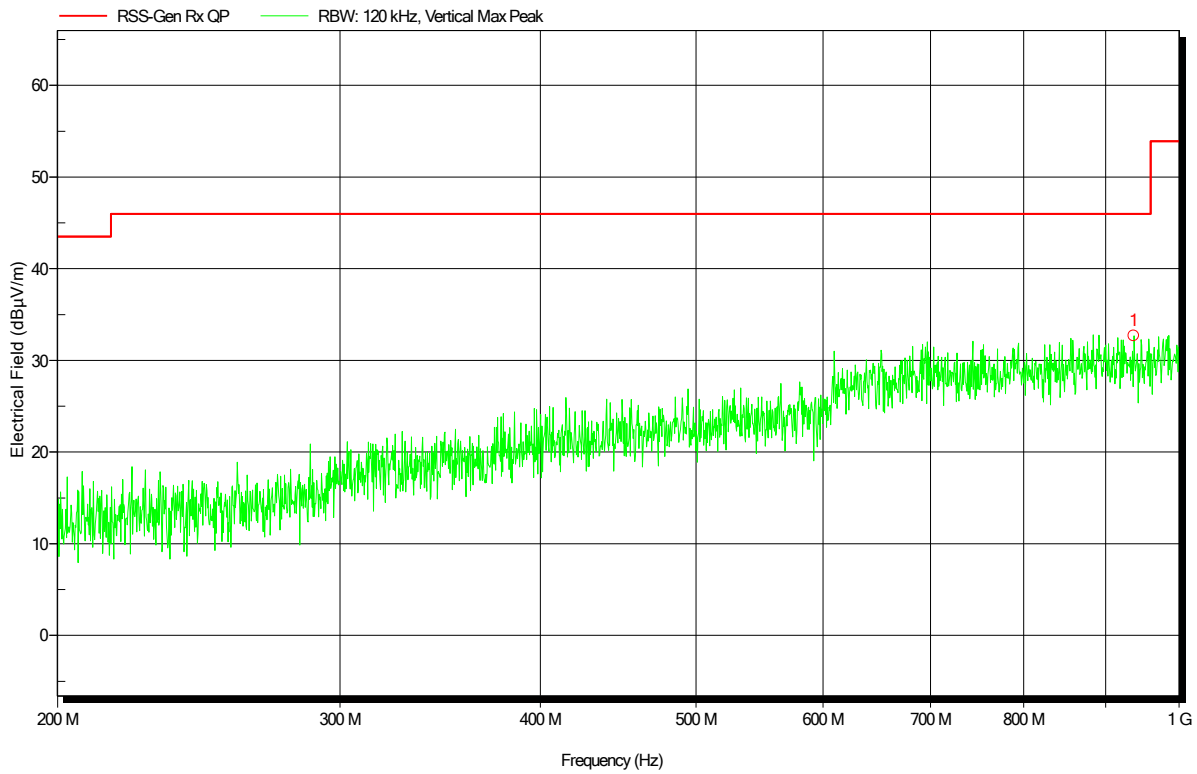
Frequency	Peak	Peak Limit	Peak Difference	Status	Angle	Height
885.6199 MHz	33.3 dBµV/m	46 dBµV/m	-12.7 dB	Pass	0 Degree	1 m

### Spurious emissions according to RSS-Gen

Project number: G0M-2002-8868

Applicant: Kamstrup A/S  
 EUT Name: Meter Transmit Unit  
 Model: Ready MTU  
 Test Site: Eurofins Product Service Germany  
 Operator: Mr. Jahn  
 Measurement software: RadiMation, version 2016.1.10  
 Test Conditions: Tnom: 24°C, Vnom: 3.6 VDC  
 Antenna: Rohde & Schwarz HL 223, Vertical  
 Measurement distance: 3 m  
 Mode: RX; 915 MHz; rod antenna  
 Test Date: 2020-04-17  
 Note:

Index 25



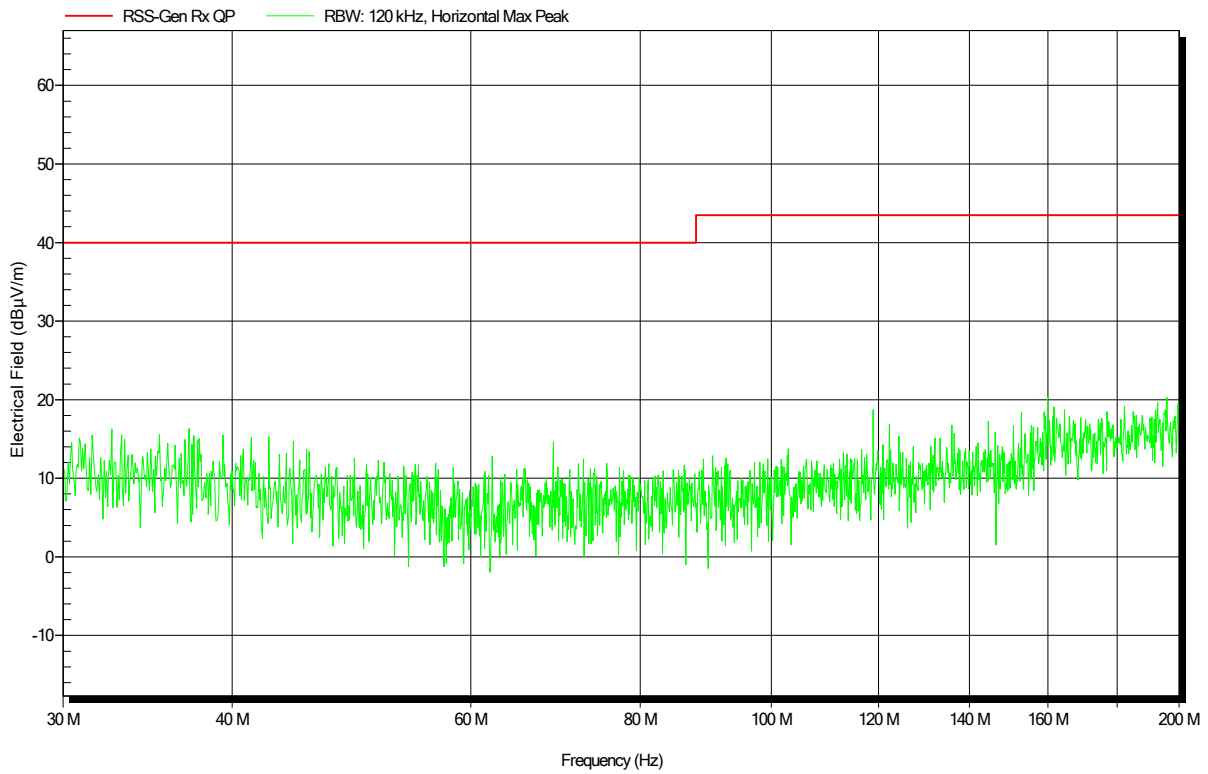
Frequency	Peak	Peak Limit	Peak Difference	Status	Angle	Height
937.076 MHz	32.7 dBµV/m	46 dBµV/m	-13.3 dB	Pass	0 Degree	1 m

### Spurious emissions according to RSS-Gen

Project number: G0M-2002-8868

Applicant: Kamstrup A/S  
 EUT Name: Meter Transmit Unit  
 Model: Ready MTU  
 Test Site: Eurofins Product Service Germany  
 Operator: Mr. Jahn  
 Measurement software: RadiMation, version 2016.1.10  
 Test Conditions: Tnom: 24°C, Vnom: 3.6 VDC  
 Antenna: Rohde & Schwarz HK 116, Horizontal  
 Measurement distance: 3 m  
 Mode: RX; 915 MHz; wall antenna  
 Test Date: 2020-04-17  
 Note:

Index 35



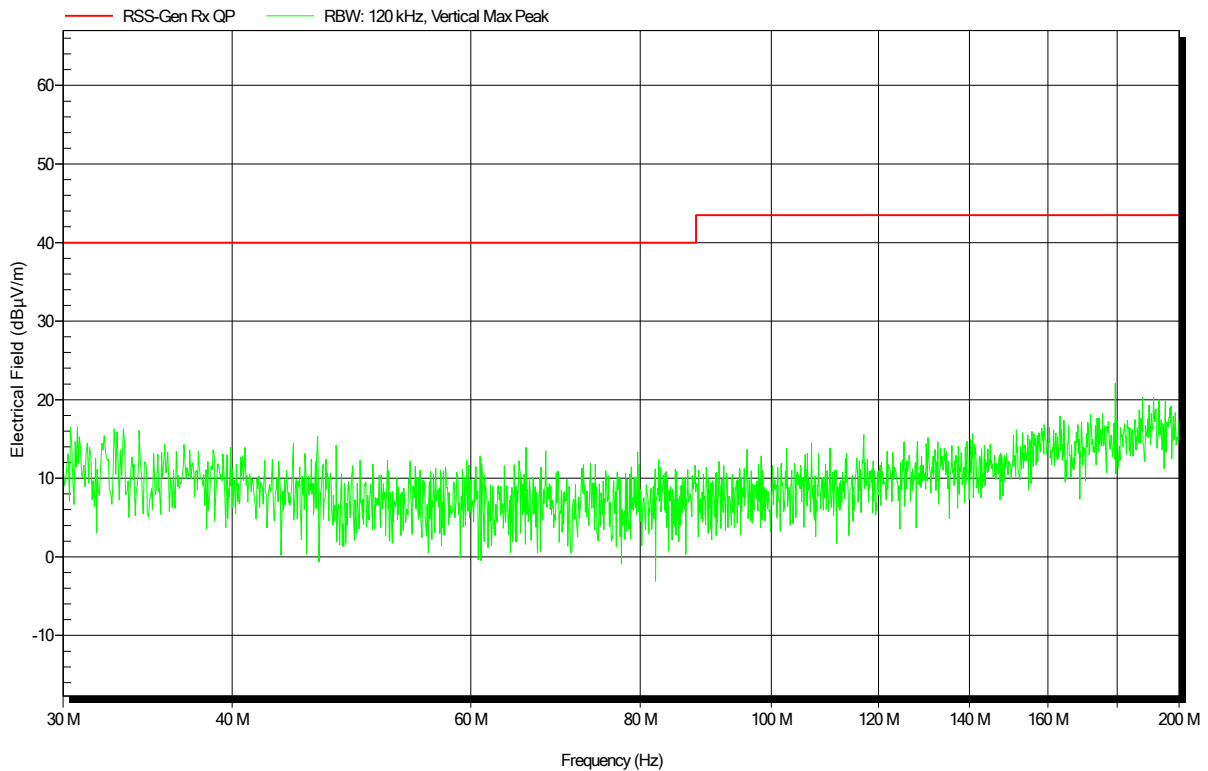


### Spurious emissions according to RSS-Gen

Project number: G0M-2002-8868

Applicant: Kamstrup A/S  
 EUT Name: Meter Transmit Unit  
 Model: Ready MTU  
 Test Site: Eurofins Product Service Germany  
 Operator: Mr. Jahn  
 Measurement software: RadiMation, version 2016.1.10  
 Test Conditions: Tnom: 24°C, Vnom: 3.6 VDC  
 Antenna: Rohde & Schwarz HK 116, Vertical  
 Measurement distance: 3 m  
 Mode: RX; 915 MHz; wall antenna  
 Test Date: 2020-04-17  
 Note:

Index 36

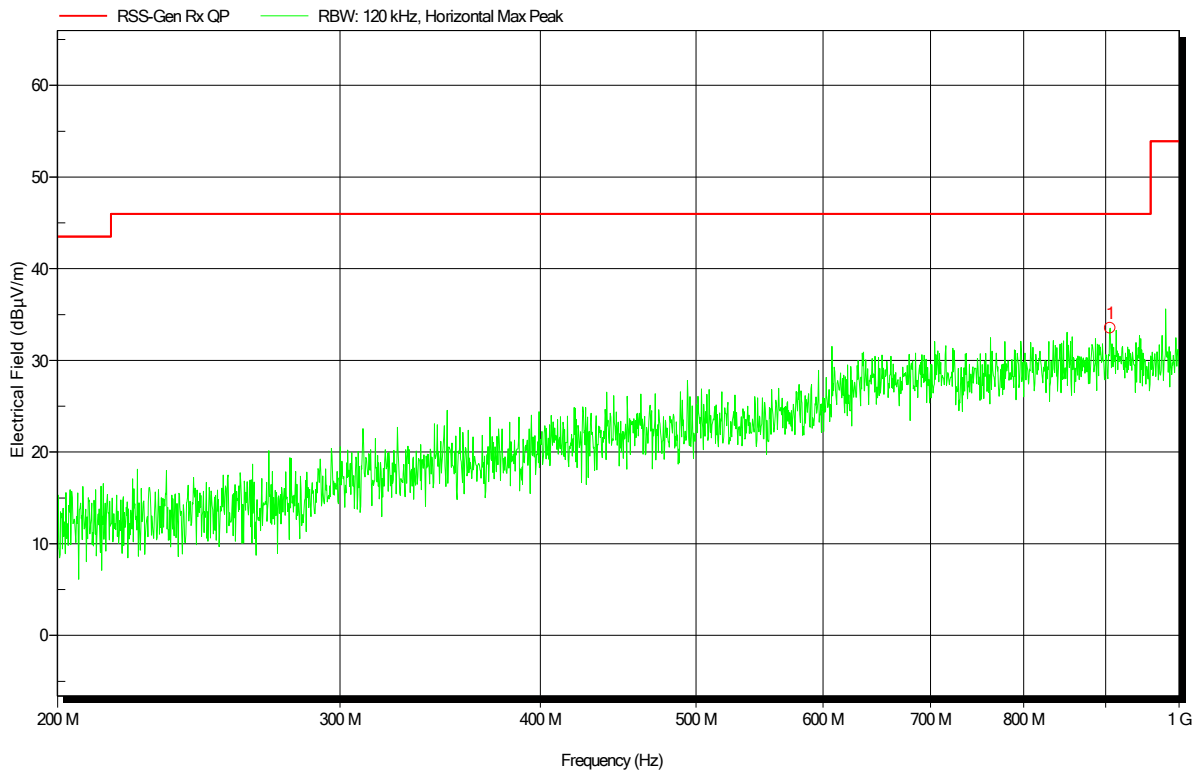


### Spurious emissions according to RSS-Gen

Project number: G0M-2002-8868

Applicant: Kamstrup A/S  
 EUT Name: Meter Transmit Unit  
 Model: Ready MTU  
 Test Site: Eurofins Product Service Germany  
 Operator: Mr. Jahn  
 Measurement software: RadiMation, version 2016.1.10  
 Test Conditions: Tnom: 24°C, Vnom: 3.6 VDC  
 Antenna: Rohde & Schwarz HL 223, Horizontal  
 Measurement distance: 3 m  
 Mode: RX; 915 MHz; wall antenna  
 Test Date: 2020-04-17  
 Note:

Index 27



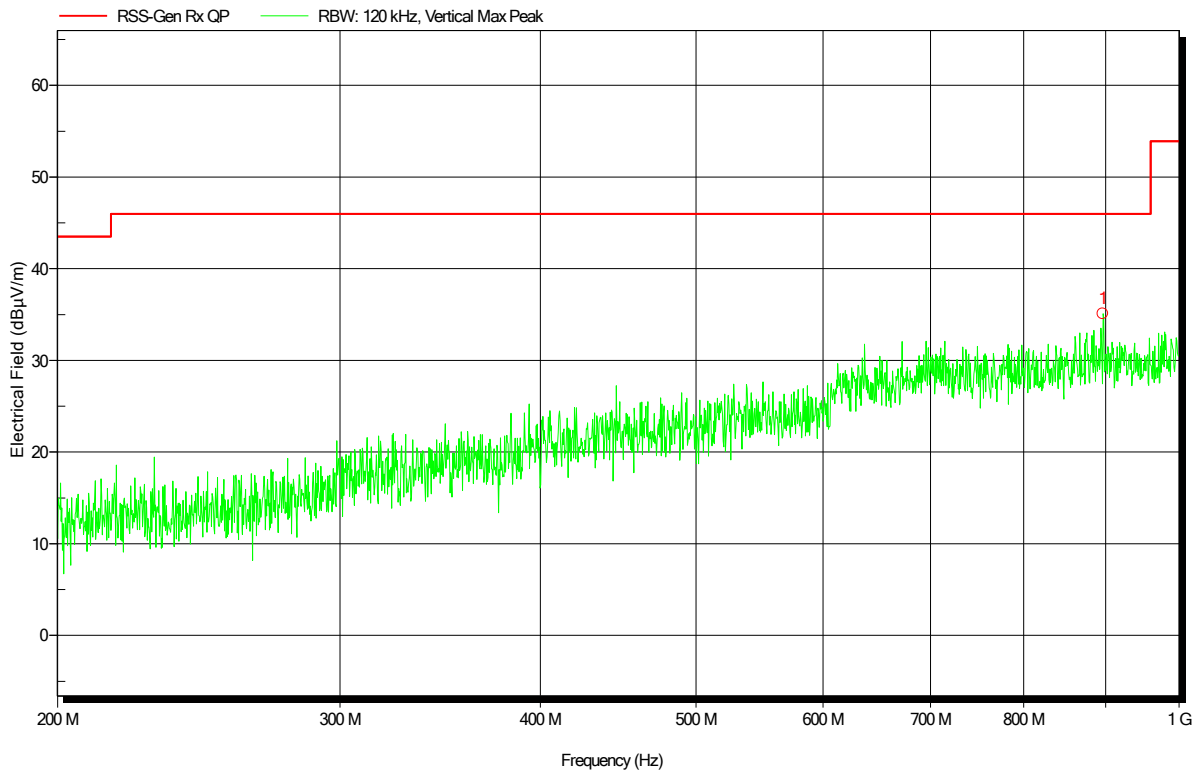
Frequency	Peak	Peak Limit	Peak Difference	Status	Angle	Height
905.4939 MHz	33.5 dBµV/m	46 dBµV/m	-12.49 dB	Pass	0 Degree	1 m

### Spurious emissions according to RSS-Gen

Project number: G0M-2002-8868

Applicant: Kamstrup A/S  
 EUT Name: Meter Transmit Unit  
 Model: Ready MTU  
 Test Site: Eurofins Product Service Germany  
 Operator: Mr. Jahn  
 Measurement software: RadiMation, version 2016.1.10  
 Test Conditions: Tnom: 24°C, Vnom: 3.6 VDC  
 Antenna: Rohde & Schwarz HL 223, Vertical  
 Measurement distance: 3 m  
 Mode: RX; 915 MHz; wall antenna  
 Test Date: 2020-04-17  
 Note:

Index 28



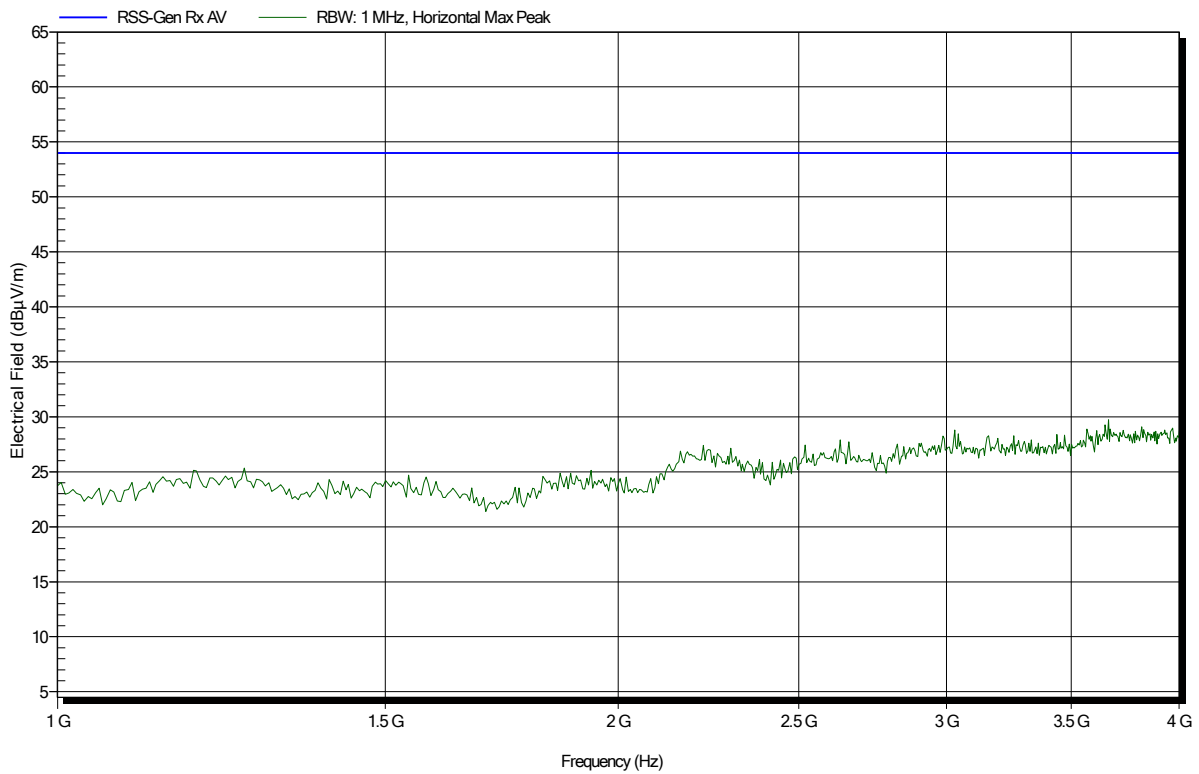
Frequency	Peak	Peak Limit	Peak Difference	Status	Angle	Height
896.1873 MHz	35.1 dBµV/m	46 dBµV/m	-10.91 dB	Pass	0 Degree	1 m

### Spurious emissions according to RSS-Gen

Project number: G0M-2002-8868

Applicant: Kamstrup A/S  
 EUT Name: Meter Transmit Unit  
 Model: Ready MTU  
 Test Site: Eurofins Product Service Germany  
 Operator: Toralf Jahn  
 Test Conditions: Tnom: 24°C, Vnom: 3.6 V  
 Antenna: Schwarzbeck BBHA 9120D, Horizontal  
 Measurement distance: 1 m converted to 3m  
 Mode: TX; 915 MHz; pit antenna  
 Test Date: 2020-04-20  
 Note:

Index 45

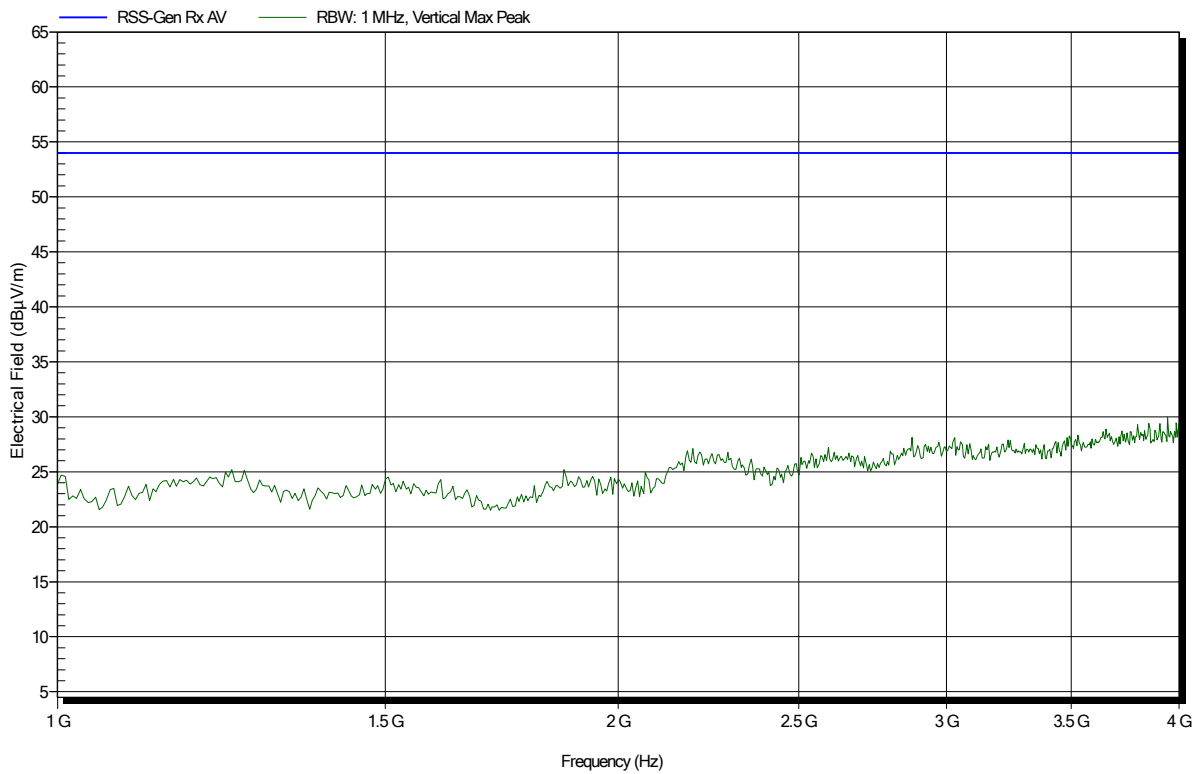


### Spurious emissions according to RSS-Gen

Project number: G0M-2002-8868

Applicant: Kamstrup A/S  
 EUT Name: Meter Transmit Unit  
 Model: Ready MTU  
 Test Site: Eurofins Product Service Germany  
 Operator: Toralf Jahn  
 Test Conditions: Tnom: 24°C, Vnom: 3.6 VDC  
 Antenna: Schwarzbeck BBHA 9120D, Vertical  
 Measurement distance: 1 m converted to 3m  
 Mode: TX; 915 MHz; pit antenna  
 Test Date: 2020-04-20  
 Note:

Index 47

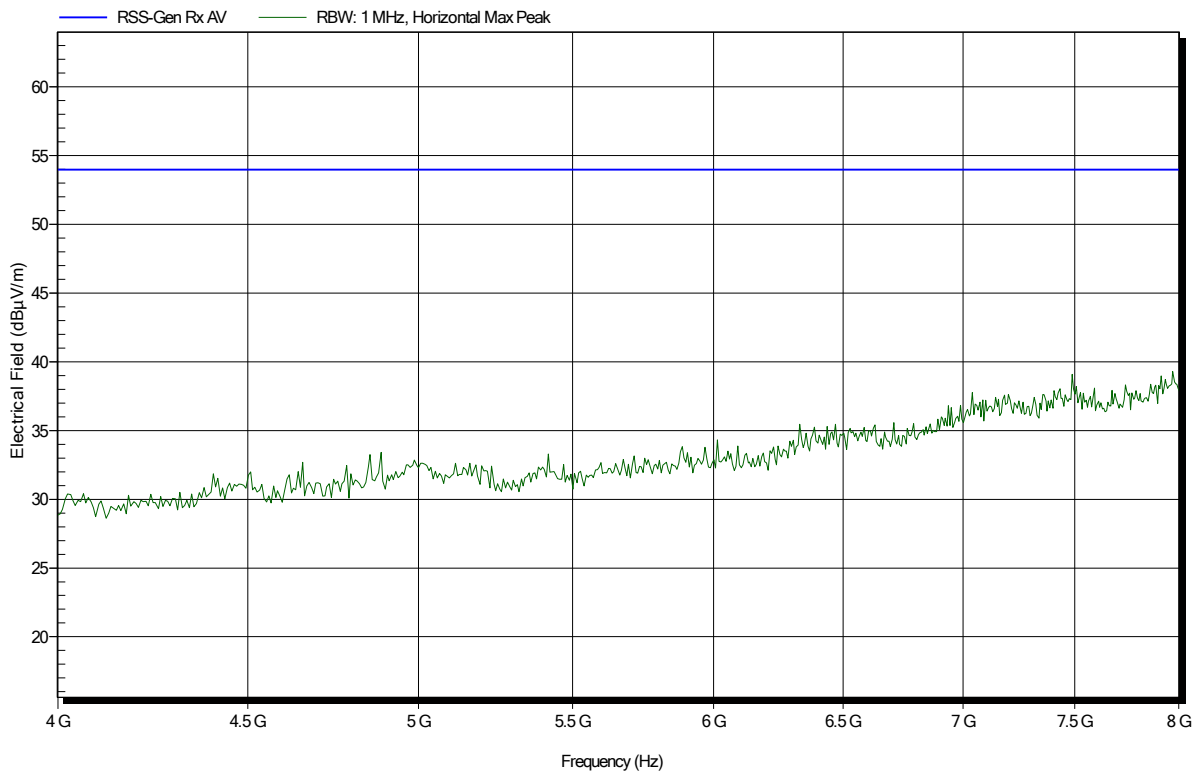


### Spurious emissions according to RSS-Gen

Project number: G0M-2002-8868

Applicant: Kamstrup A/S  
 EUT Name: Meter Transmit Unit  
 Model: Ready MTU  
 Test Site: Eurofins Product Service Germany  
 Operator: Toralf Jahn  
 Test Conditions: Tnom: 24°C, Vnom: 3.6 VDC  
 Antenna: Schwarzbeck BBHA 9120D, Horizontal  
 Measurement distance: 1 m converted to 3m  
 Mode: TX; 915 MHz; pit antenna  
 Test Date: 2020-04-20  
 Note:

Index 46

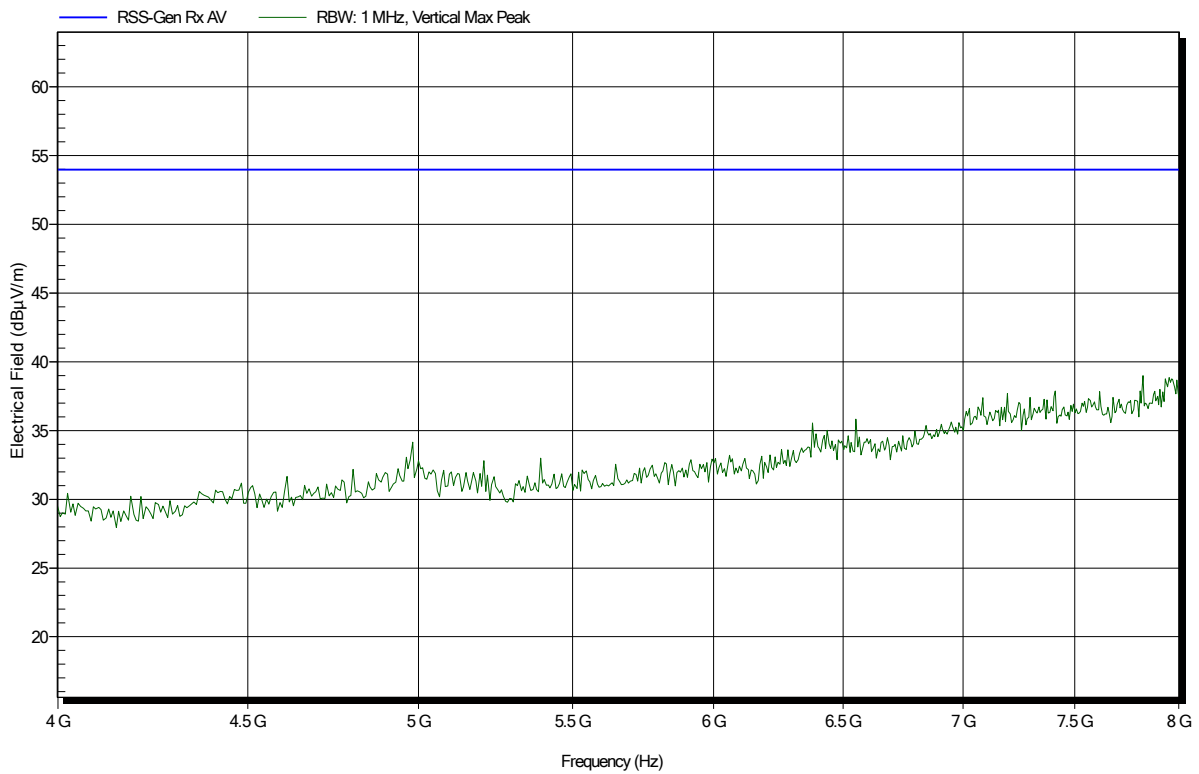


### Spurious emissions according to RSS-Gen

Project number: G0M-2002-8868

Applicant: Kamstrup A/S  
 EUT Name: Meter Transmit Unit  
 Model: Ready MTU  
 Test Site: Eurofins Product Service Germany  
 Operator: Toralf Jahn  
 Test Conditions: Tnom: 24°C, Vnom: 3.6 VDC  
 Antenna: Schwarzbeck BBHA 9120D, Vertical  
 Measurement distance: 1 m converted to 3m  
 Mode: TX; 915 MHz; pit antenna  
 Test Date: 2020-04-20  
 Note:

Index 48

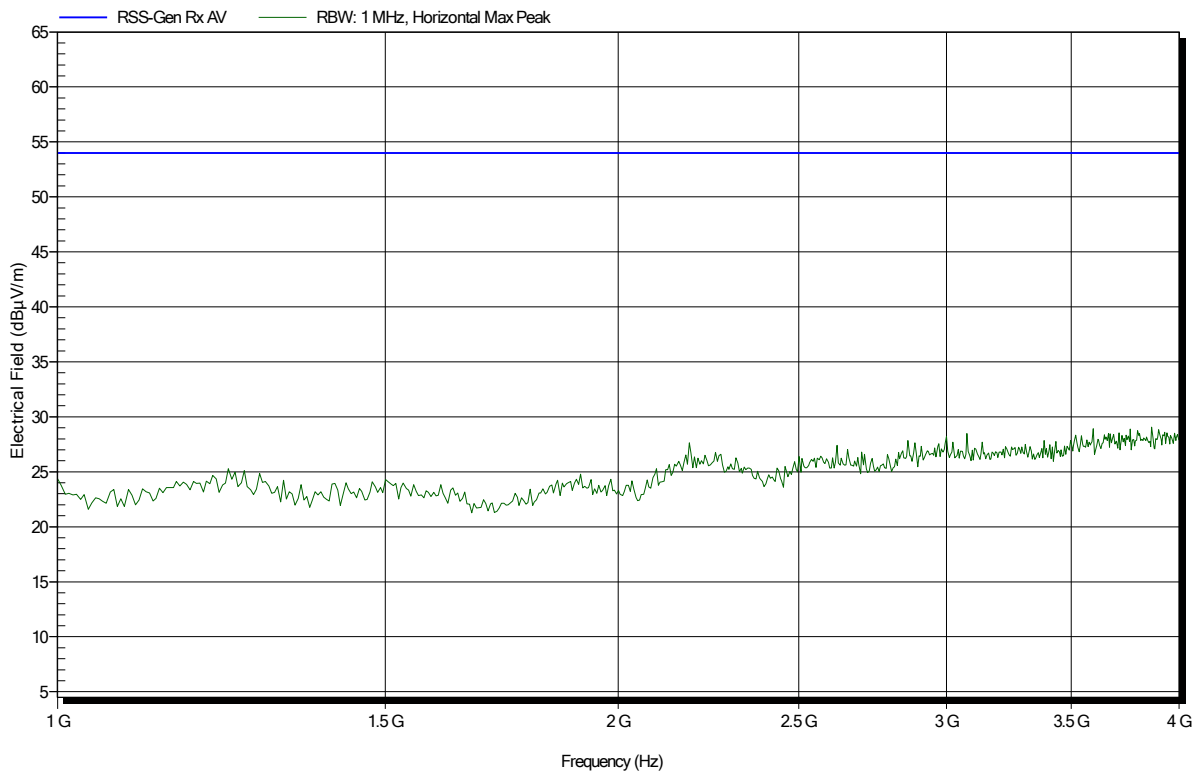


### Spurious emissions according to RSS-Gen

Project number: G0M-2002-8868

Applicant: Kamstrup A/S  
 EUT Name: Meter Transmit Unit  
 Model: Ready MTU  
 Test Site: Eurofins Product Service Germany  
 Operator: Toralf Jahn  
 Test Conditions: Tnom: 24°C, Vnom: 3.6 VDC  
 Antenna: Schwarzbeck BBHA 9120D, Horizontal  
 Measurement distance: 1 m converted to 3m  
 Mode: TX; 915 MHz; rod antenna  
 Test Date: 2020-04-20  
 Note:

Index 41



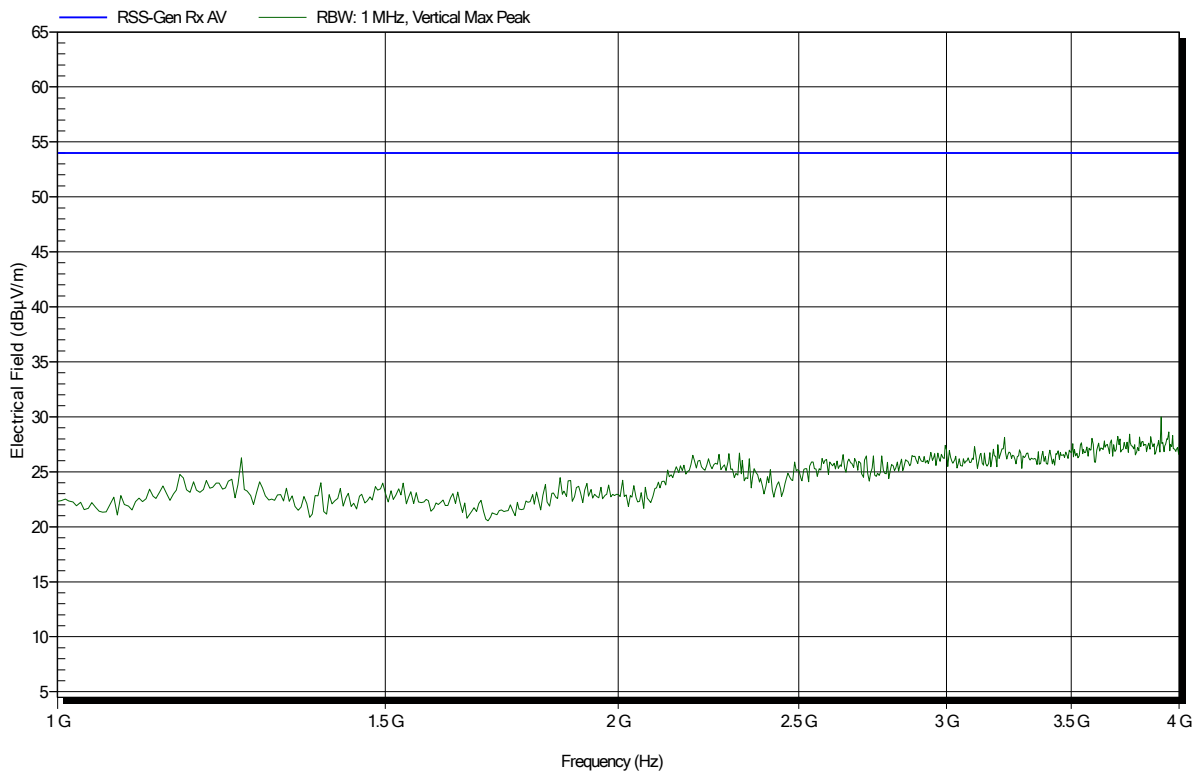


### Spurious emissions according to RSS-Gen

Project number: G0M-2002-8868

Applicant: Kamstrup A/S  
 EUT Name: Meter Transmit Unit  
 Model: Ready MTU  
 Test Site: Eurofins Product Service Germany  
 Operator: Toralf Jahn  
 Test Conditions: Tnom: 24°C, Vnom: 3.6 VDC  
 Antenna: Schwarzbeck BBHA 9120D, Vertical  
 Measurement distance: 1 m converted to 3m  
 Mode: TX; 915 MHz; rod antenna  
 Test Date: 2020-04-20  
 Note:

Index 43

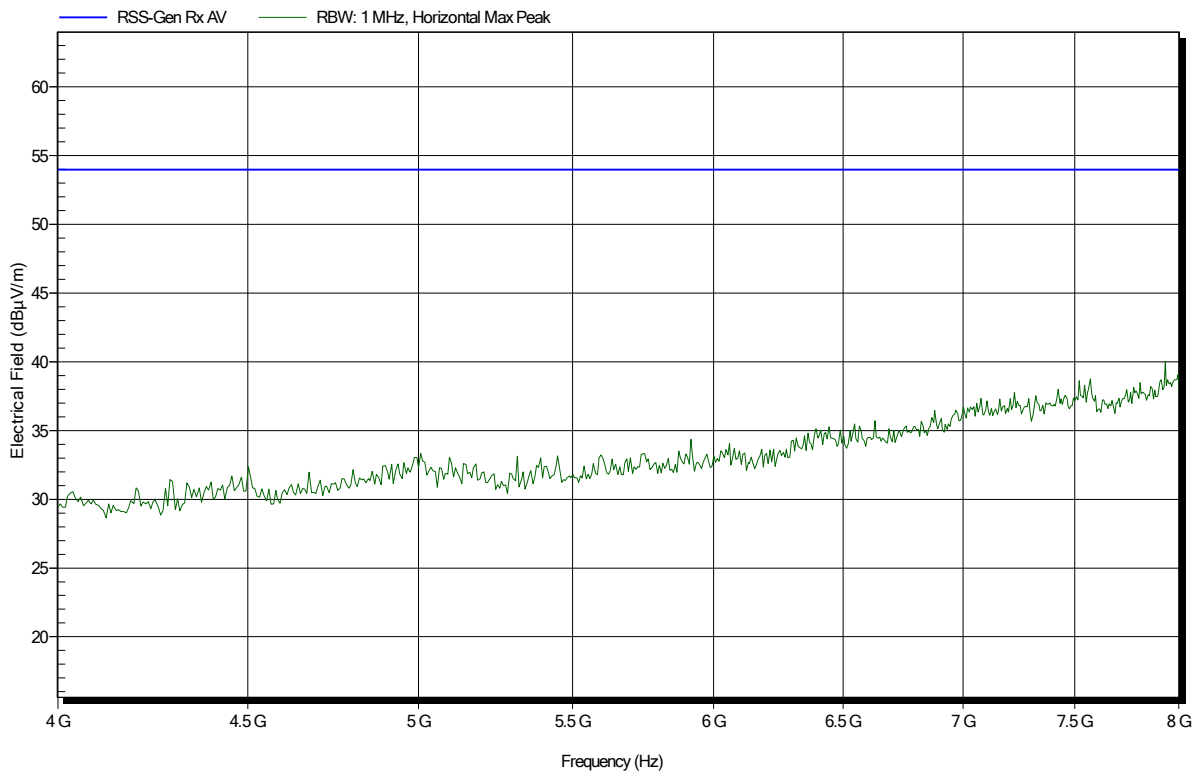


### Spurious emissions according to RSS-Gen

Project number: G0M-2002-8868

Applicant: Kamstrup A/S  
 EUT Name: Meter Transmit Unit  
 Model: Ready MTU  
 Test Site: Eurofins Product Service Germany  
 Operator: Toralf Jahn  
 Test Conditions: Tnom: 24°C, Vnom: 3.6 VDC  
 Antenna: Schwarzbeck BBHA 9120D, Horizontal  
 Measurement distance: 1 m converted to 3m  
 Mode: TX; 915 MHz; rod antenna  
 Test Date: 2020-04-20  
 Note:

Index 42

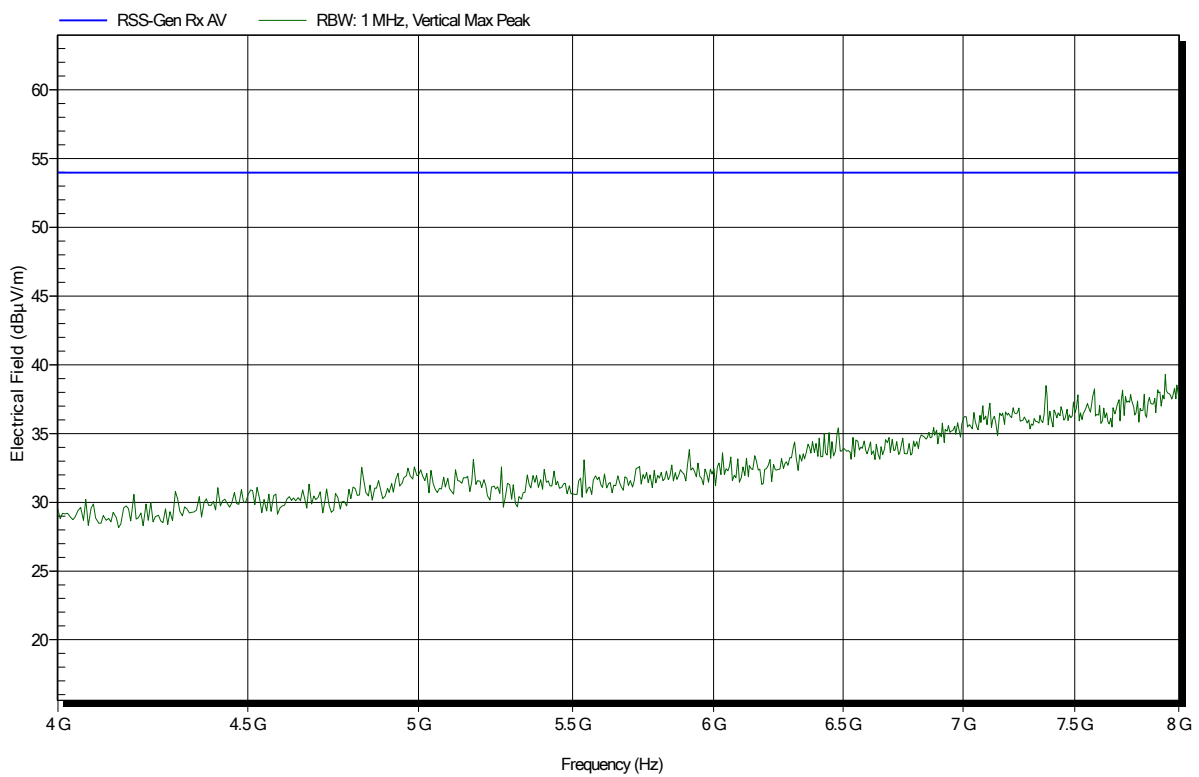


### Spurious emissions according to RSS-Gen

Project number: G0M-2002-8868

Applicant: Kamstrup A/S  
 EUT Name: Meter Transmit Unit  
 Model: Ready MTU  
 Test Site: Eurofins Product Service Germany  
 Operator: Toralf Jahn  
 Test Conditions: Tnom: 24°C, Vnom: 3.6 VDC  
 Antenna: Schwarzbeck BBHA 9120D, Vertical  
 Measurement distance: 1 m converted to 3m  
 Mode: TX; 915 MHz; rod antenna  
 Test Date: 2020-04-20  
 Note:

Index 44

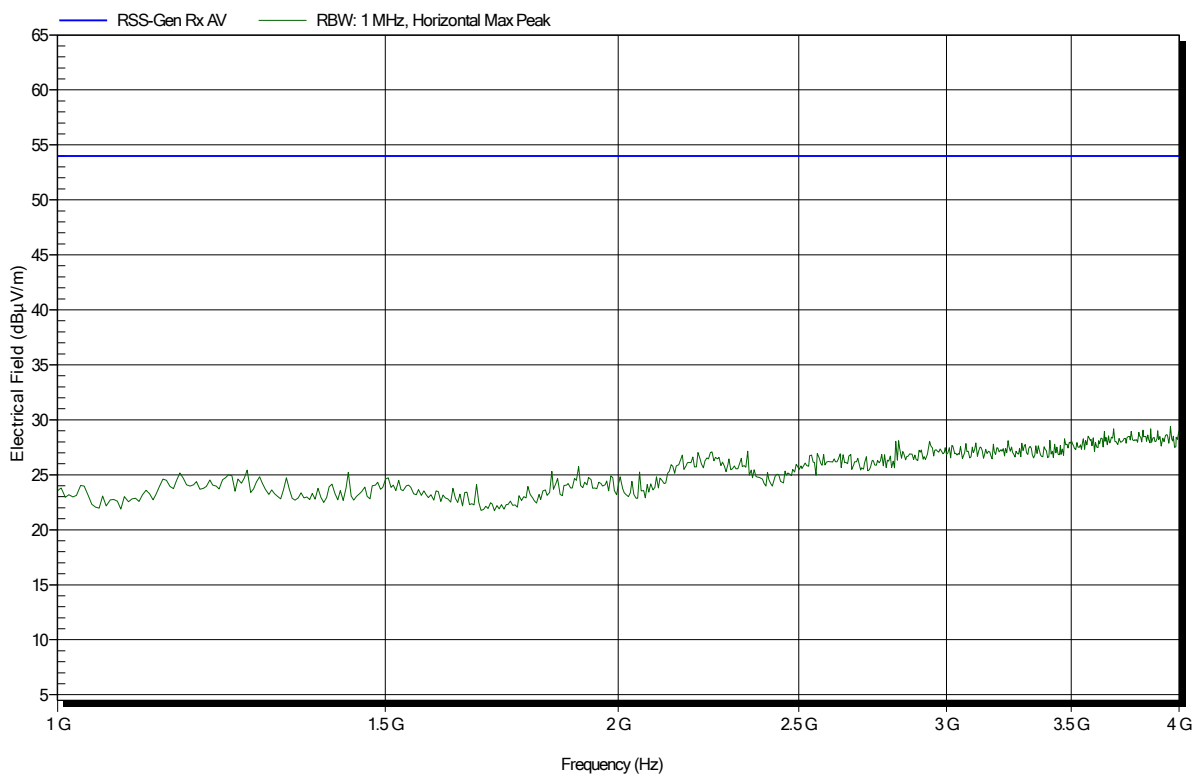


### Spurious emissions according to RSS-Gen

Project number: G0M-2002-8868

Applicant: Kamstrup A/S  
 EUT Name: Meter Transmit Unit  
 Model: Ready MTU  
 Test Site: Eurofins Product Service Germany  
 Operator: Toralf Jahn  
 Test Conditions: Tnom: 24°C, Vnom: 3.6 VDC  
 Antenna: Schwarzbeck BBHA 9120D, Horizontal  
 Measurement distance: 1 m converted to 3m  
 Mode: TX; 915 MHz; wall antenna  
 Test Date: 2020-04-20  
 Note:

Index 37

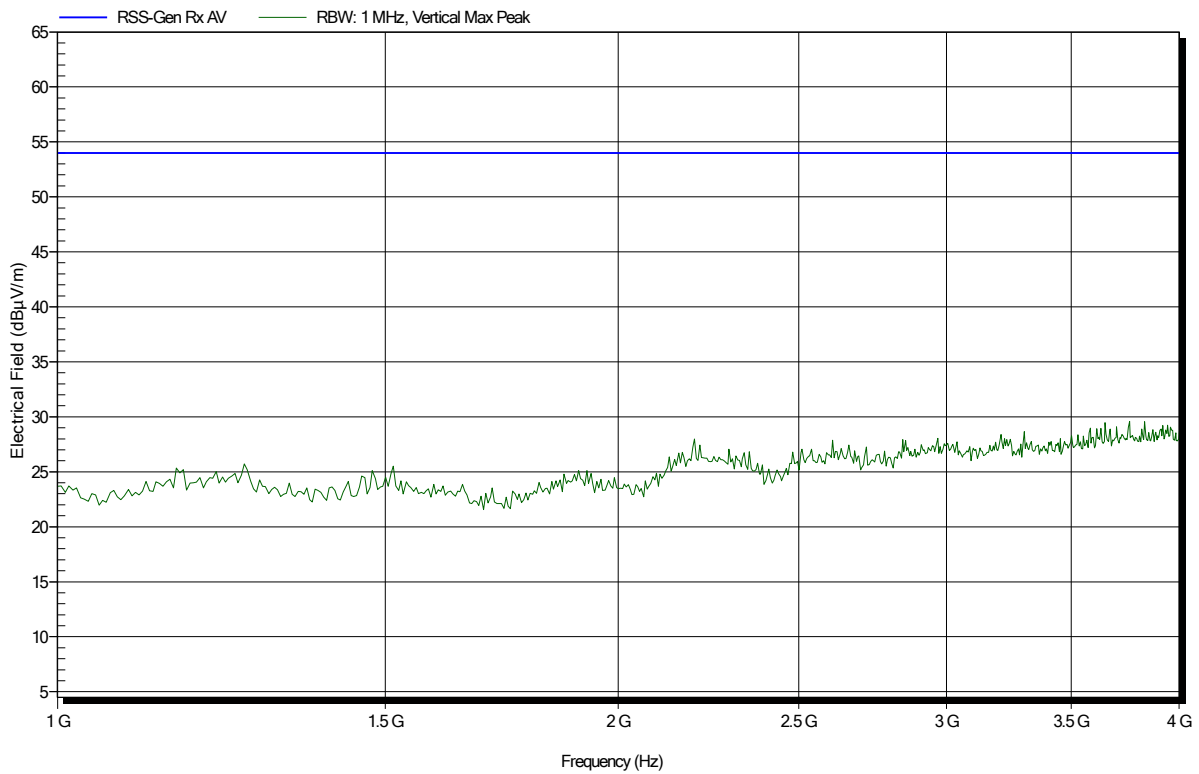


### Spurious emissions according to RSS-Gen

Project number: G0M-2002-8868

Applicant: Kamstrup A/S  
 EUT Name: Meter Transmit Unit  
 Model: Ready MTU  
 Test Site: Eurofins Product Service Germany  
 Operator: Toralf Jahn  
 Test Conditions: Tnom: 24°C, Vnom: 3.6 VDC  
 Antenna: Schwarzbeck BBHA 9120D, Vertical  
 Measurement distance: 1 m converted to 3m  
 Mode: TX; 915 MHz; wall antenna  
 Test Date: 2020-04-20  
 Note:

Index 39

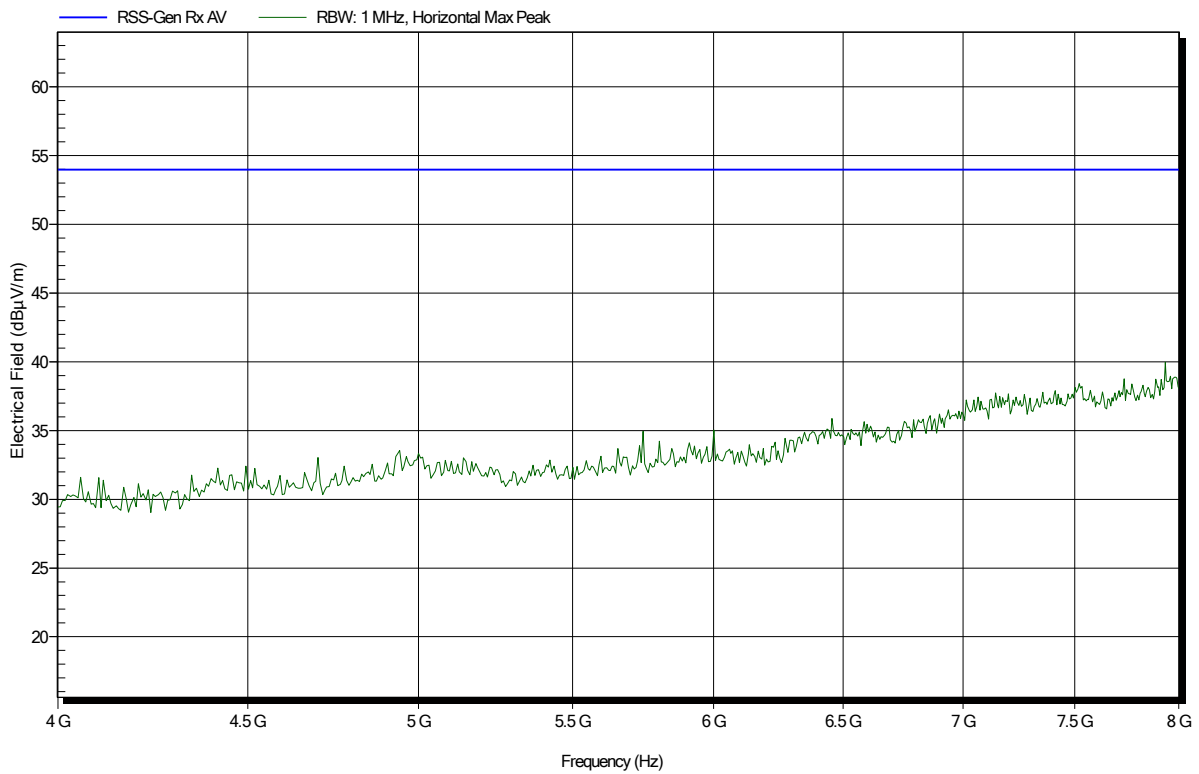


### Spurious emissions according to RSS-Gen

Project number: G0M-2002-8868

Applicant: Kamstrup A/S  
 EUT Name: Meter Transmit Unit  
 Model: Ready MTU  
 Test Site: Eurofins Product Service Germany  
 Operator: Toralf Jahn  
 Test Conditions: Tnom: 24°C, Vnom: 3.6 VDC  
 Antenna: Schwarzbeck BBHA 9120D, Horizontal  
 Measurement distance: 1 m converted to 3m  
 Mode: TX; 915 MHz; wall antenna  
 Test Date: 2020-04-20  
 Note:

Index 38

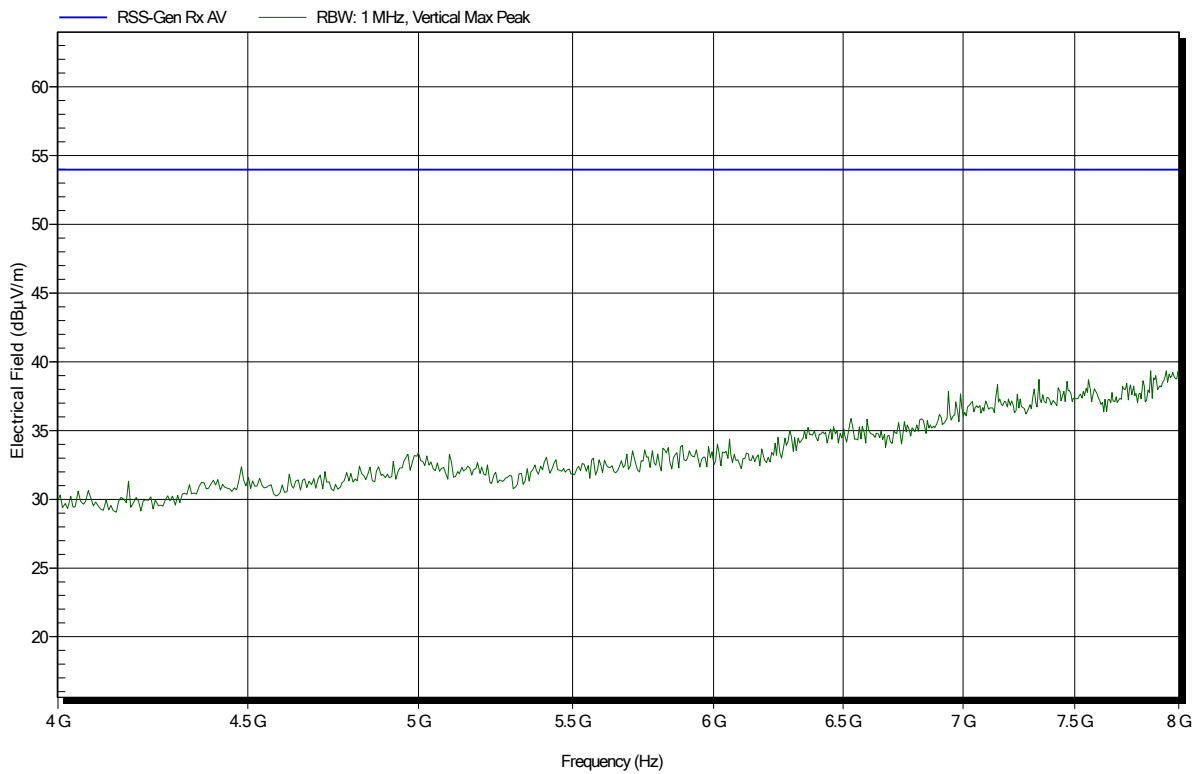


### Spurious emissions according to RSS-Gen

Project number: G0M-2002-8868

Applicant: Kamstrup A/S  
 EUT Name: Meter Transmit Unit  
 Model: Ready MTU  
 Test Site: Eurofins Product Service Germany  
 Operator: Toralf Jahn  
 Test Conditions: Tnom: 24°C, Vnom: 3.6 VDC  
 Antenna: Schwarzbeck BBHA 9120D, Vertical  
 Measurement distance: 1 m converted to 3m  
 Mode: TX; 915 MHz; wall antenna  
 Test Date: 2020-04-20  
 Note:

Index 40

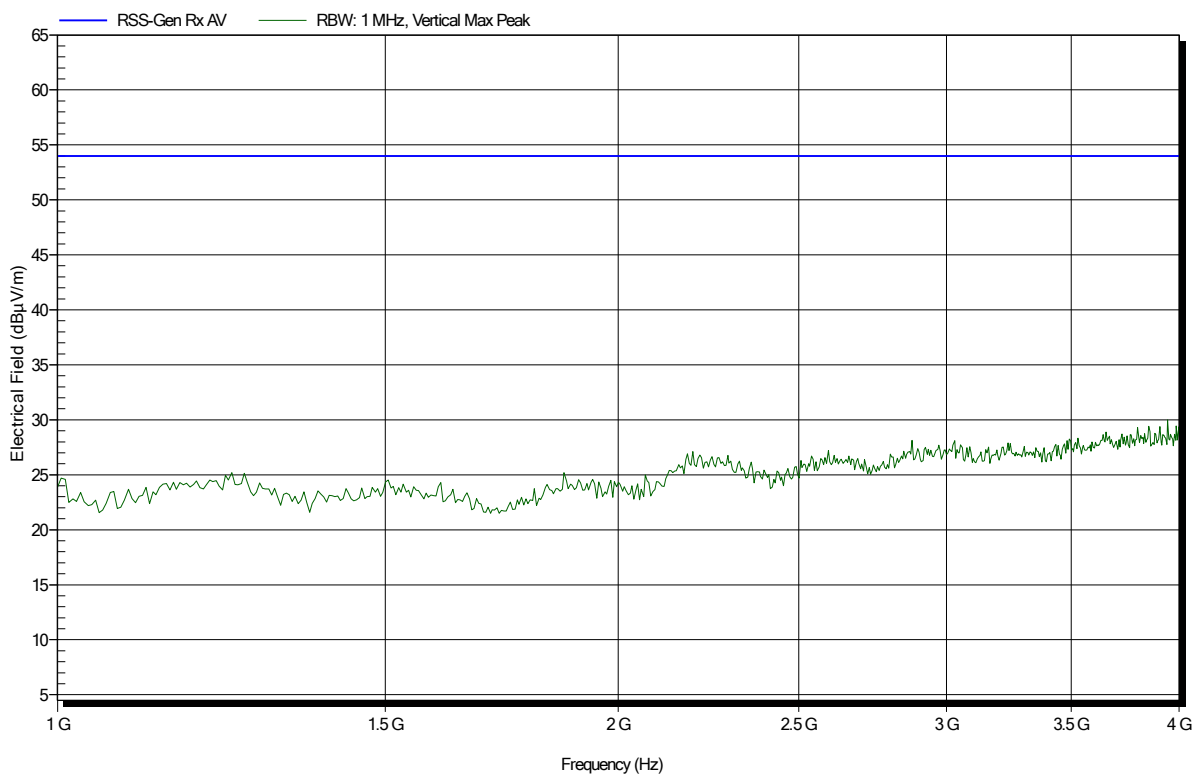


### Spurious emissions according to RSS-Gen

Project number: G0M-2002-8868

Applicant: Kamstrup A/S  
 EUT Name: Meter Transmit Unit  
 Model: Ready MTU  
 Test Site: Eurofins Product Service Germany  
 Operator: Toralf Jahn  
 Test Conditions: Tnom: 24°C, Vnom: 3.6 VDC  
 Antenna: Schwarzbeck BBHA 9120D, Vertical  
 Measurement distance: 1 m converted to 3m  
 Mode: TX; 915 MHz; pit antenna  
 Test Date: 2020-04-20  
 Note:

Index 47



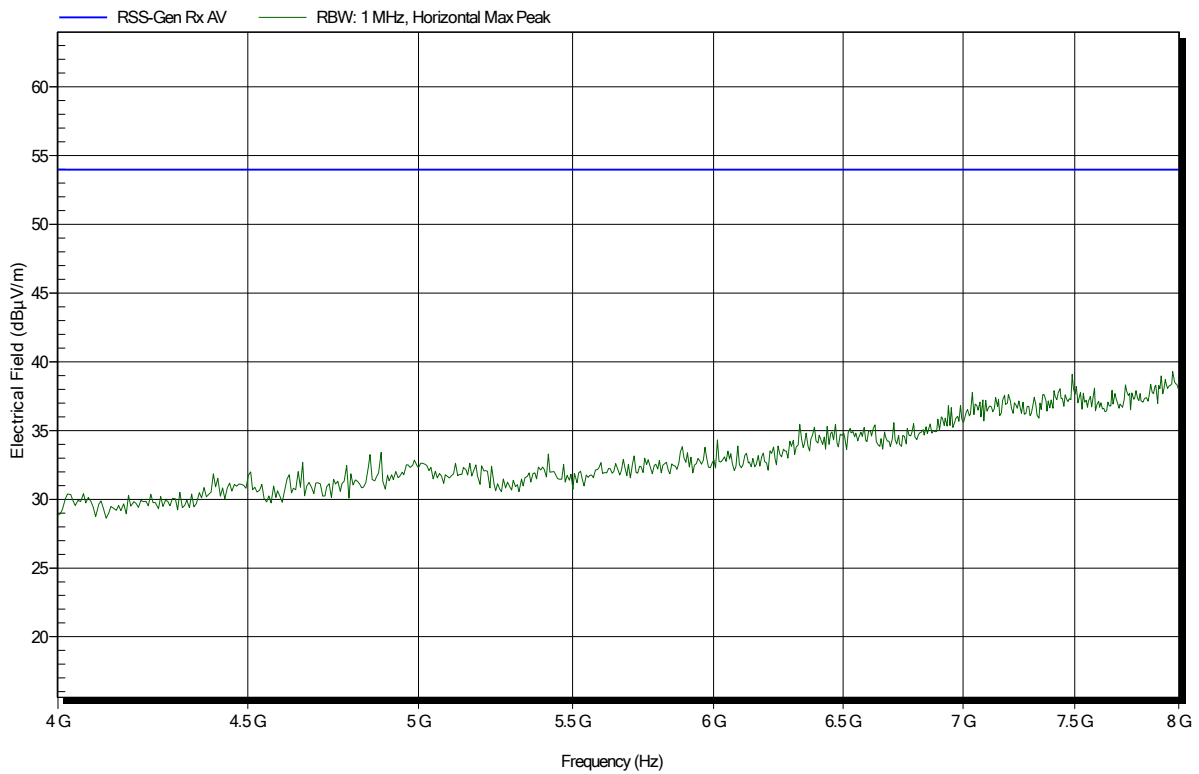


### Spurious emissions according to RSS-Gen

Project number: G0M-2002-8868

Applicant: Kamstrup A/S  
 EUT Name: Meter Transmit Unit  
 Model: Ready MTU  
 Test Site: Eurofins Product Service Germany  
 Operator: Toralf Jahn  
 Test Conditions: Tnom: 24°C, Vnom: 3.6 VDC  
 Antenna: Schwarzbeck BBHA 9120D, Horizontal  
 Measurement distance: 1 m converted to 3m  
 Mode: TX; 915 MHz; pit antenna  
 Test Date: 2020-04-20  
 Note:

Index 46

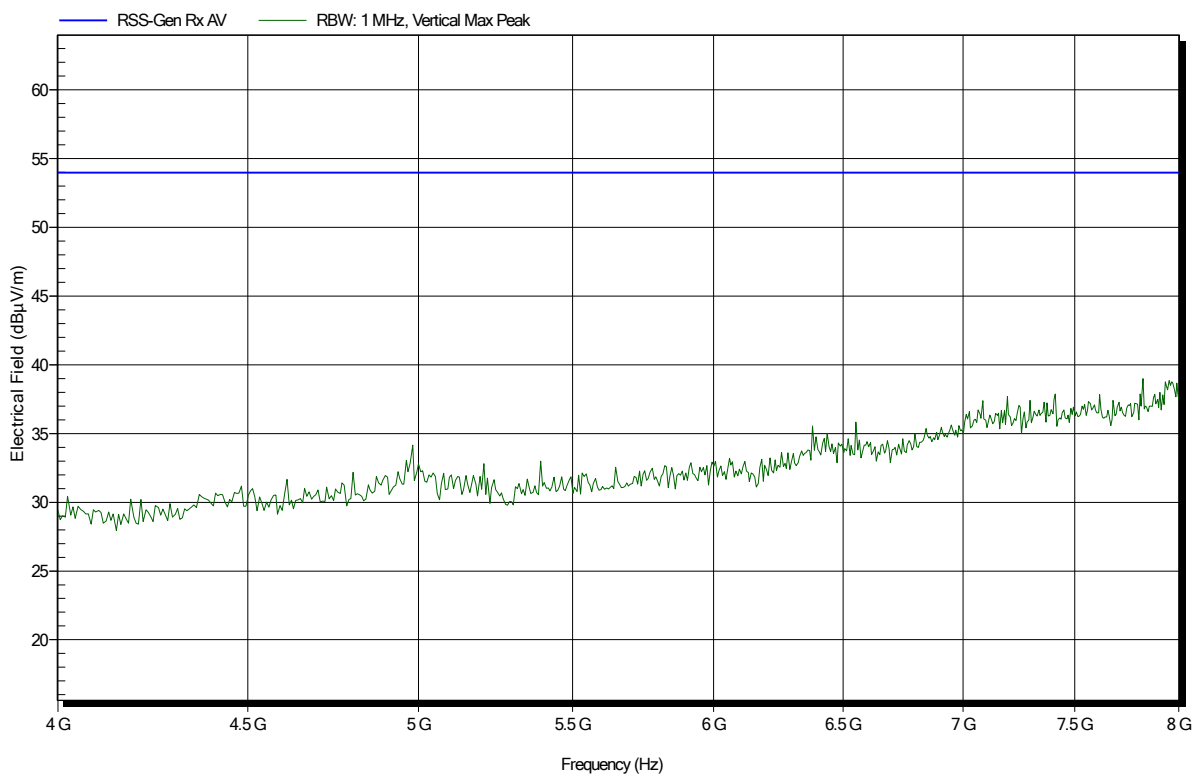


### Spurious emissions according to RSS-Gen

Project number: G0M-2002-8868

Applicant: Kamstrup A/S  
 EUT Name: Meter Transmit Unit  
 Model: Ready MTU  
 Test Site: Eurofins Product Service Germany  
 Operator: Toralf Jahn  
 Test Conditions: Tnom: 24°C, Vnom: 3.6 VDC  
 Antenna: Schwarzbeck BBHA 9120D, Vertical  
 Measurement distance: 1 m converted to 3m  
 Mode: TX; 915 MHz; pit antenna  
 Test Date: 2020-04-20  
 Note:

Index 48

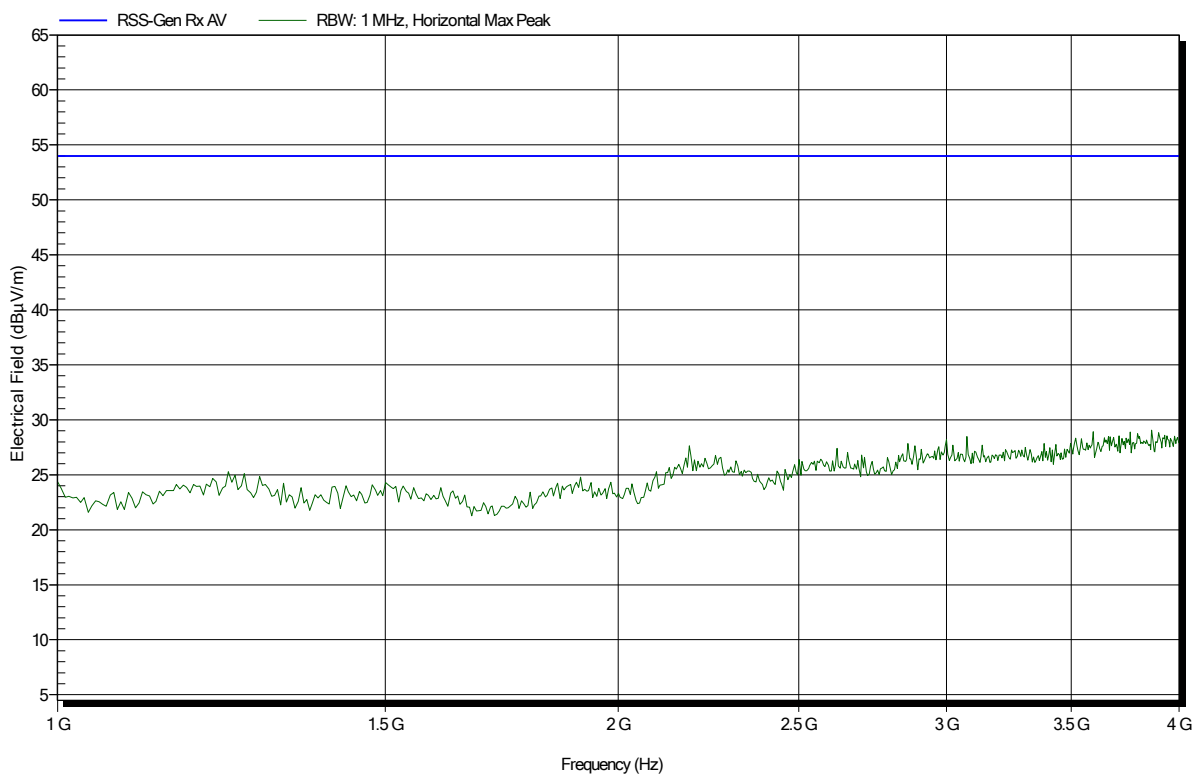


### Spurious emissions according to RSS-Gen

Project number: G0M-2002-8868

Applicant: Kamstrup A/S  
 EUT Name: Meter Transmit Unit  
 Model: Ready MTU  
 Test Site: Eurofins Product Service Germany  
 Operator: Toralf Jahn  
 Test Conditions: Tnom: 24°C, Vnom: 3.6 VDC  
 Antenna: Schwarzbeck BBHA 9120D, Horizontal  
 Measurement distance: 1 m converted to 3m  
 Mode: TX; 915 MHz; rod antenna  
 Test Date: 2020-04-20  
 Note:

Index 41

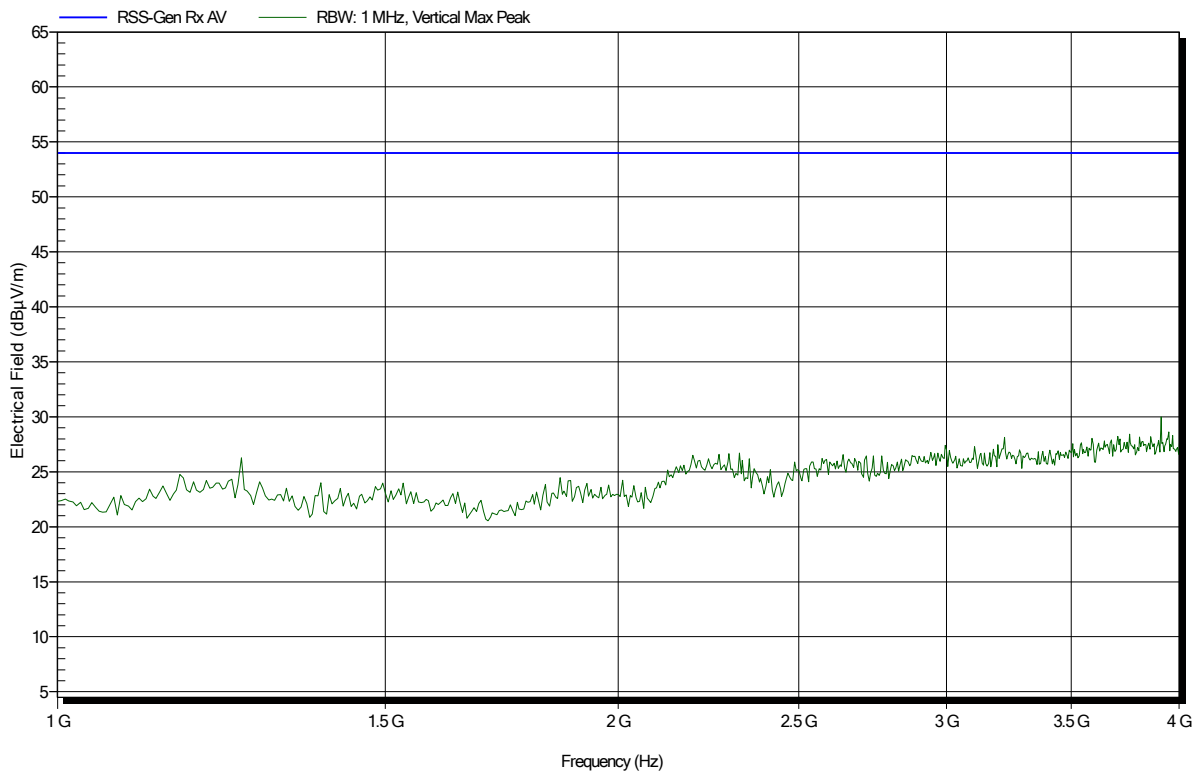


### Spurious emissions according to RSS-Gen

Project number: G0M-2002-8868

Applicant: Kamstrup A/S  
 EUT Name: Meter Transmit Unit  
 Model: Ready MTU  
 Test Site: Eurofins Product Service Germany  
 Operator: Toralf Jahn  
 Test Conditions: Tnom: 24°C, Vnom: 3.6 VDC  
 Antenna: Schwarzbeck BBHA 9120D, Vertical  
 Measurement distance: 1 m converted to 3m  
 Mode: TX; 915 MHz; rod antenna  
 Test Date: 2020-04-20  
 Note:

Index 43

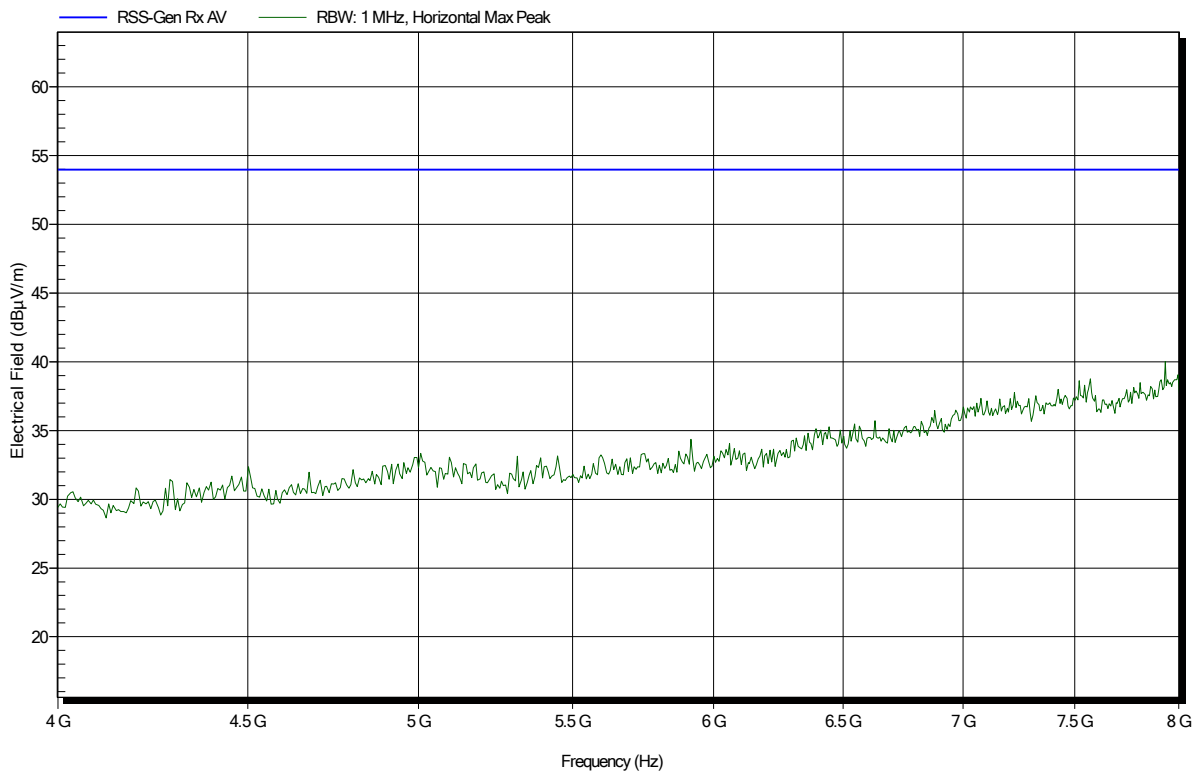


**Spurious emissions according to RSS-Gen**

Project number: G0M-2002-8868

Applicant: Kamstrup A/S  
 EUT Name: Meter Transmit Unit  
 Model: Ready MTU  
 Test Site: Eurofins Product Service Germany  
 Operator: Toralf Jahn  
 Test Conditions: Tnom: 24°C, Vnom: 3.6 VDC  
 Antenna: Schwarzbeck BBHA 9120D, Horizontal  
 Measurement distance: 1 m converted to 3m  
 Mode: TX; 915 MHz; rod antenna  
 Test Date: 2020-04-20  
 Note:

Index 42

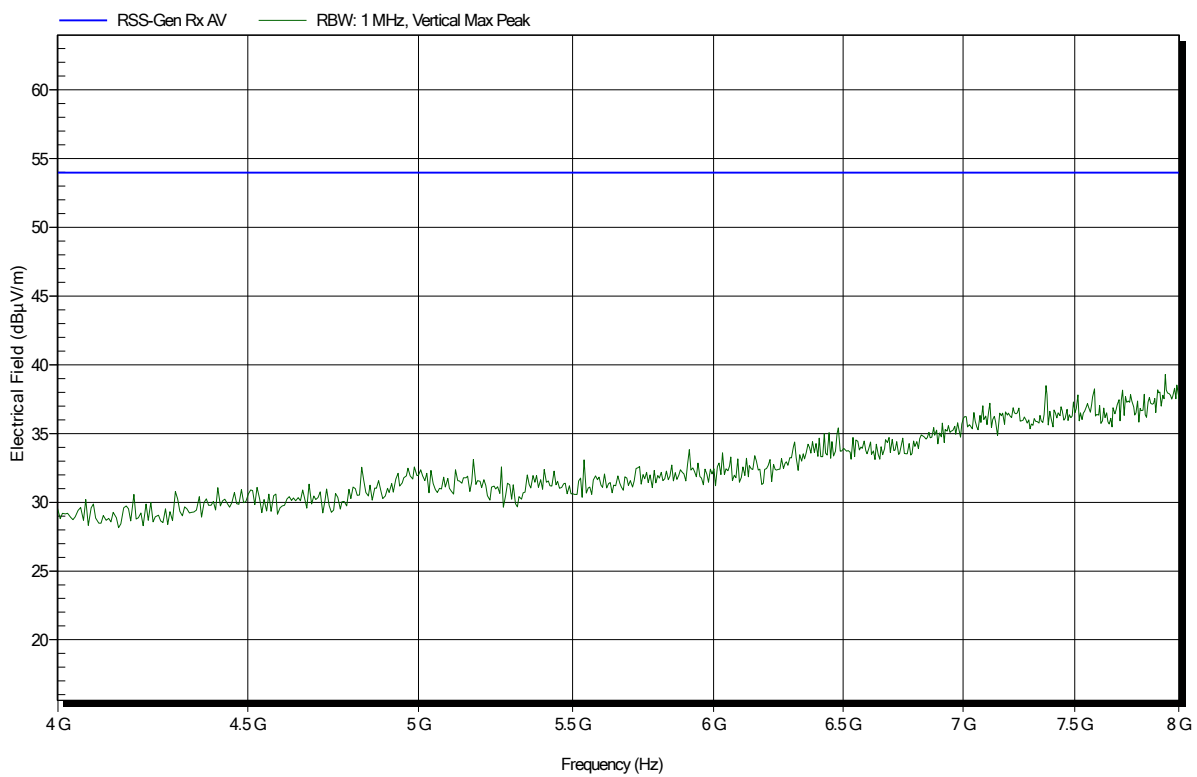


### Spurious emissions according to RSS-Gen

Project number: G0M-2002-8868

Applicant: Kamstrup A/S  
 EUT Name: Meter Transmit Unit  
 Model: Ready MTU  
 Test Site: Eurofins Product Service Germany  
 Operator: Toralf Jahn  
 Test Conditions: Tnom: 24°C, Vnom: 3.6 VDC  
 Antenna: Schwarzbeck BBHA 9120D, Vertical  
 Measurement distance: 1 m converted to 3m  
 Mode: TX; 915 MHz; rod antenna  
 Test Date: 2020-04-20  
 Note:

Index 44

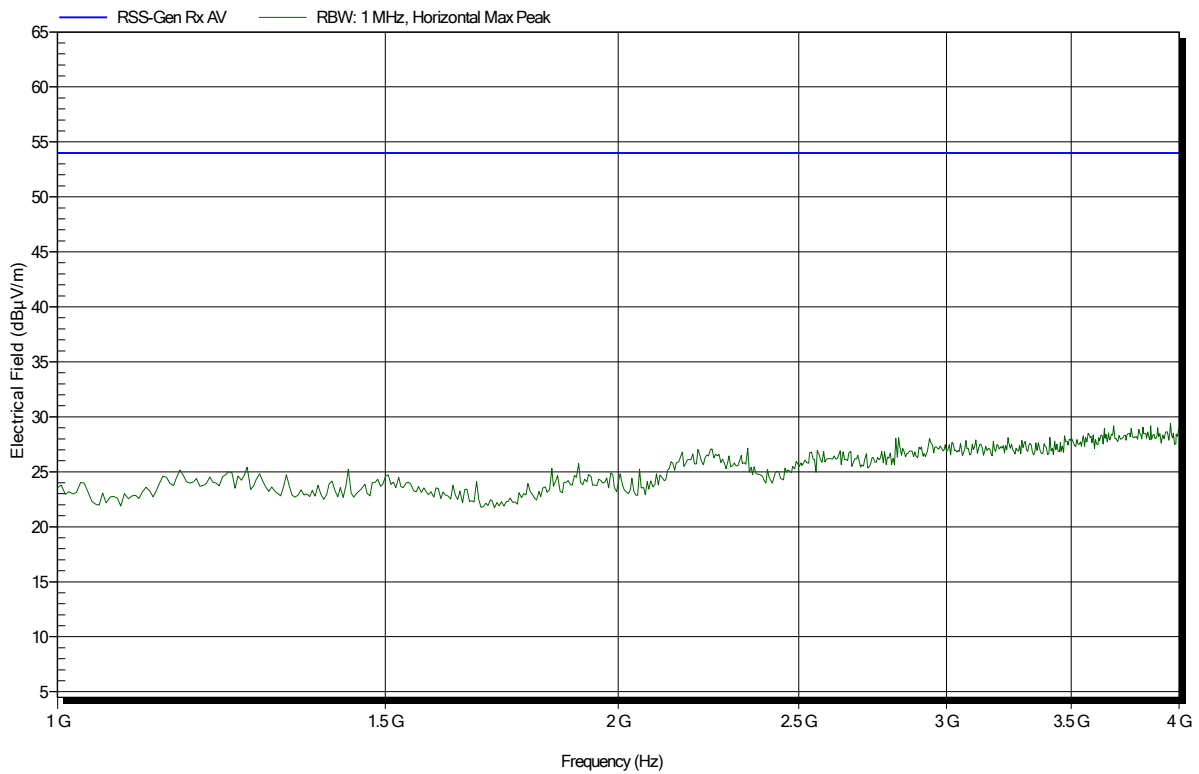


### Spurious emissions according to RSS-Gen

Project number: G0M-2002-8868

Applicant: Kamstrup A/S  
 EUT Name: Meter Transmit Unit  
 Model: Ready MTU  
 Test Site: Eurofins Product Service Germany  
 Operator: Toralf Jahn  
 Test Conditions: Tnom: 24°C, Vnom: 3.6 VDC  
 Antenna: Schwarzbeck BBHA 9120D, Horizontal  
 Measurement distance: 1 m converted to 3m  
 Mode: TX; 915 MHz; wall antenna  
 Test Date: 2020-04-20  
 Note:

Index 37

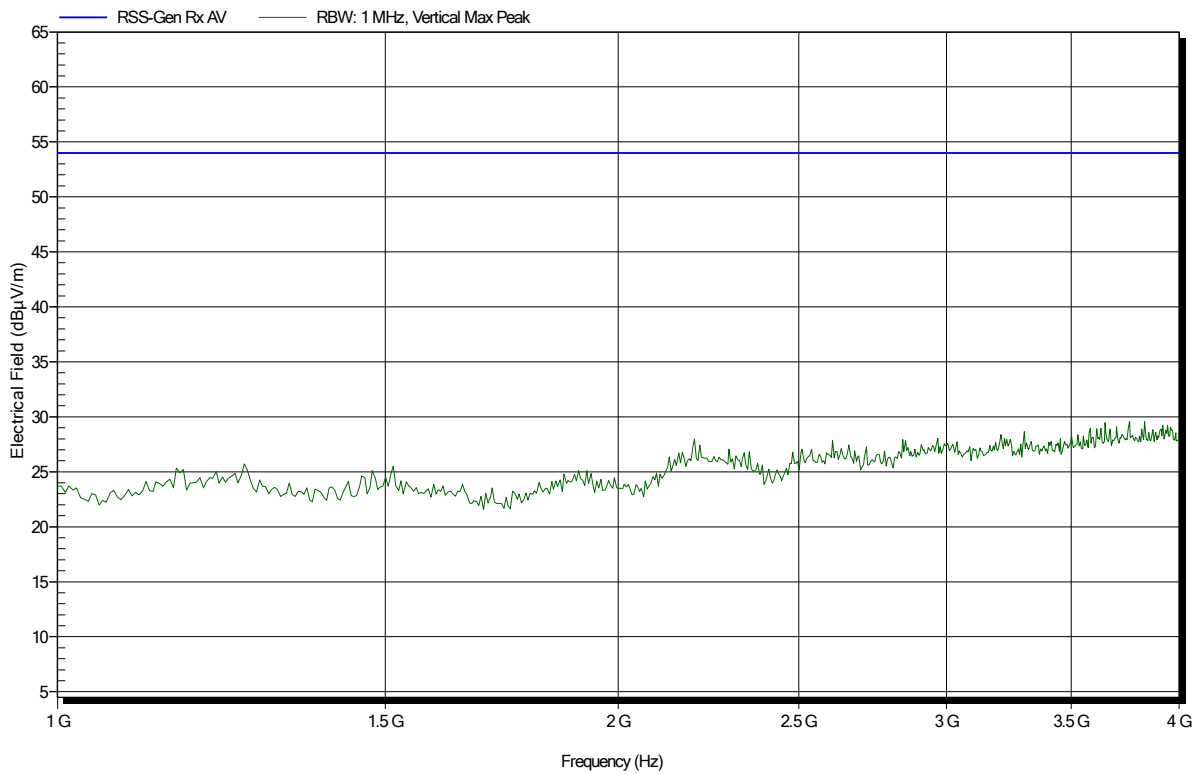


### Spurious emissions according to RSS-Gen

Project number: G0M-2002-8868

Applicant: Kamstrup A/S  
 EUT Name: Meter Transmit Unit  
 Model: Ready MTU  
 Test Site: Eurofins Product Service Germany  
 Operator: Toralf Jahn  
 Test Conditions: Tnom: 24°C, Vnom: 3.6 VDC  
 Antenna: Schwarzbeck BBHA 9120D, Vertical  
 Measurement distance: 1 m converted to 3m  
 Mode: TX; 915 MHz; wall antenna  
 Test Date: 2020-04-20  
 Note:

Index 39



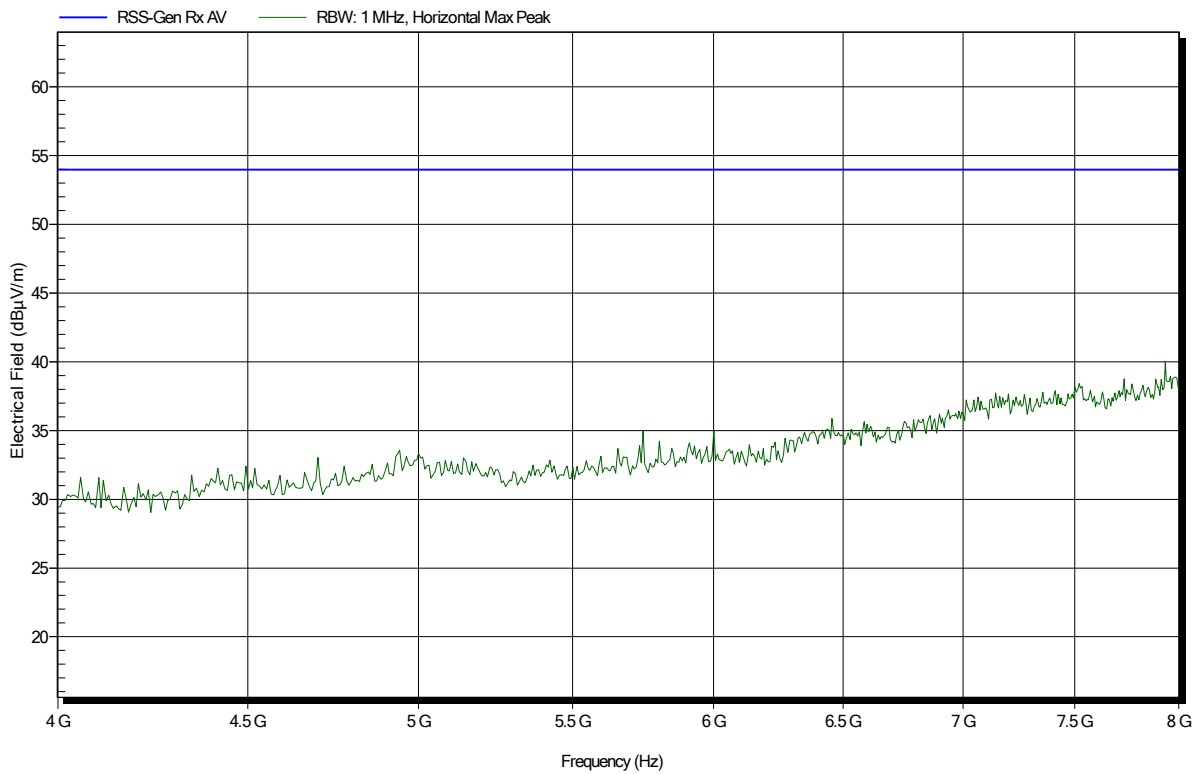


### Spurious emissions according to RSS-Gen

Project number: G0M-2002-8868

Applicant: Kamstrup A/S  
 EUT Name: Meter Transmit Unit  
 Model: Ready MTU  
 Test Site: Eurofins Product Service Germany  
 Operator: Toralf Jahn  
 Test Conditions: Tnom: 24°C, Vnom: 3.6 VDC  
 Antenna: Schwarzbeck BBHA 9120D, Horizontal  
 Measurement distance: 1 m converted to 3m  
 Mode: TX; 915 MHz; wall antenna  
 Test Date: 2020-04-20  
 Note:

Index 38

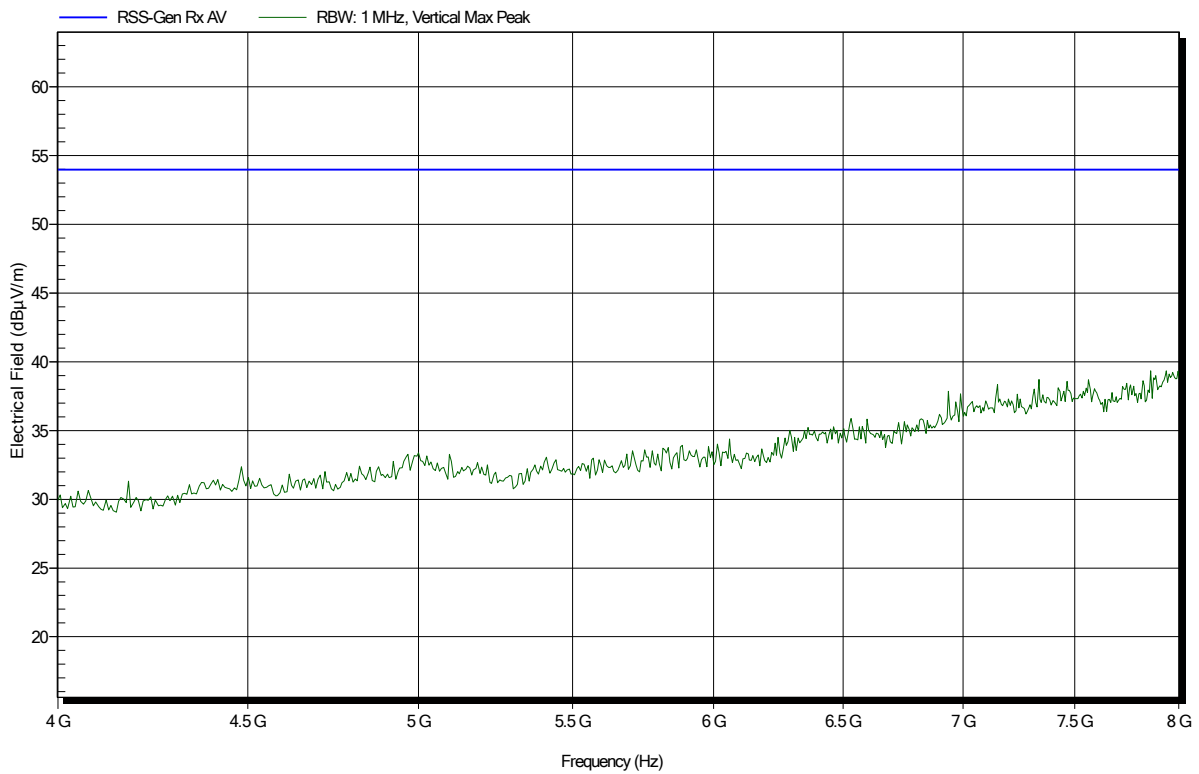


### Spurious emissions according to RSS-Gen

Project number: G0M-2002-8868

Applicant: Kamstrup A/S  
 EUT Name: Meter Transmit Unit  
 Model: Ready MTU  
 Test Site: Eurofins Product Service Germany  
 Operator: Toralf Jahn  
 Test Conditions: Tnom: 24°C, Vnom: 3.6 VDC  
 Antenna: Schwarzbeck BBHA 9120D, Vertical  
 Measurement distance: 1 m converted to 3m  
 Mode: TX; 915 MHz; wall antenna  
 Test Date: 2020-04-20  
 Note:

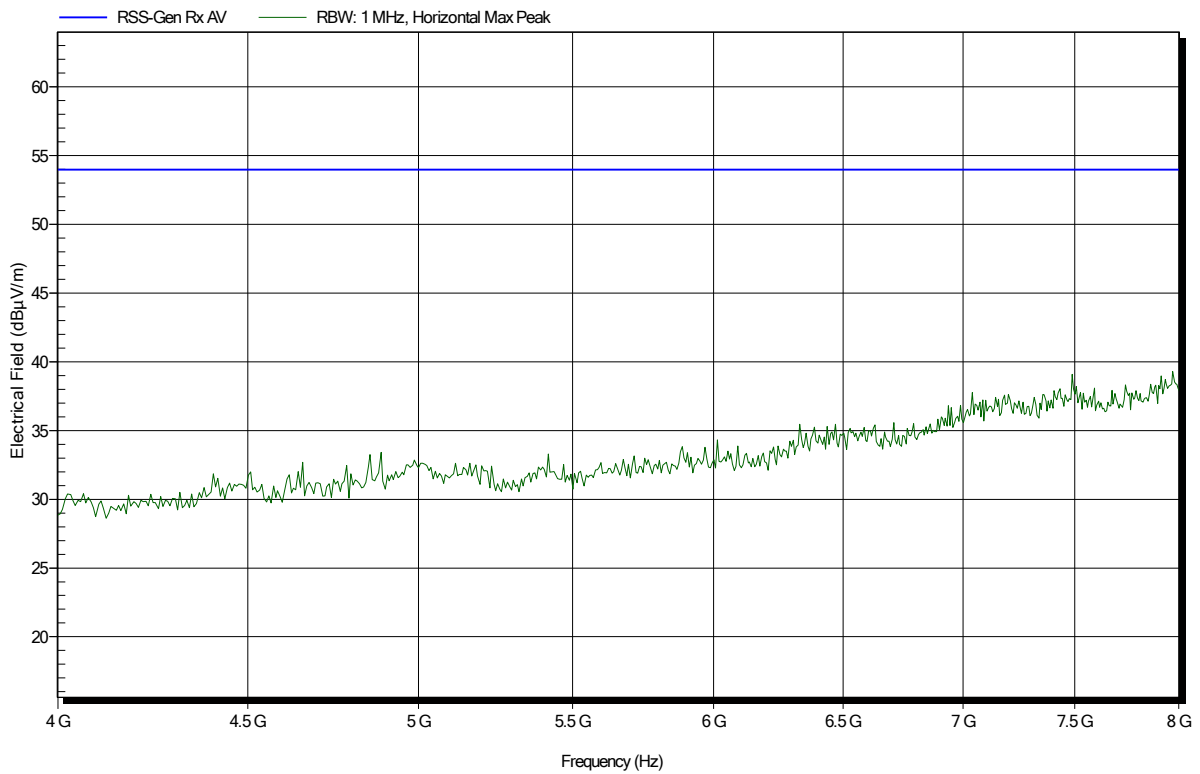
Index 40



**Spurious emissions according to RSS-Gen**

Project number: G0M-2002-8868  
 Applicant: Kamstrup A/S  
 EUT Name: Meter Transmit Unit  
 Model: Ready MTU  
 Test Site: Eurofins Product Service Germany  
 Operator: Toralf Jahn  
 Test Conditions: Tnom: 24°C, Vnom: 3.6 VDC  
 Antenna: Schwarzbeck BBHA 9120D, Horizontal  
 Measurement distance: 1 m converted to 3m  
 Mode: TX; 915 MHz; pit antenna  
 Test Date: 2020-04-20  
 Note:

Index 46

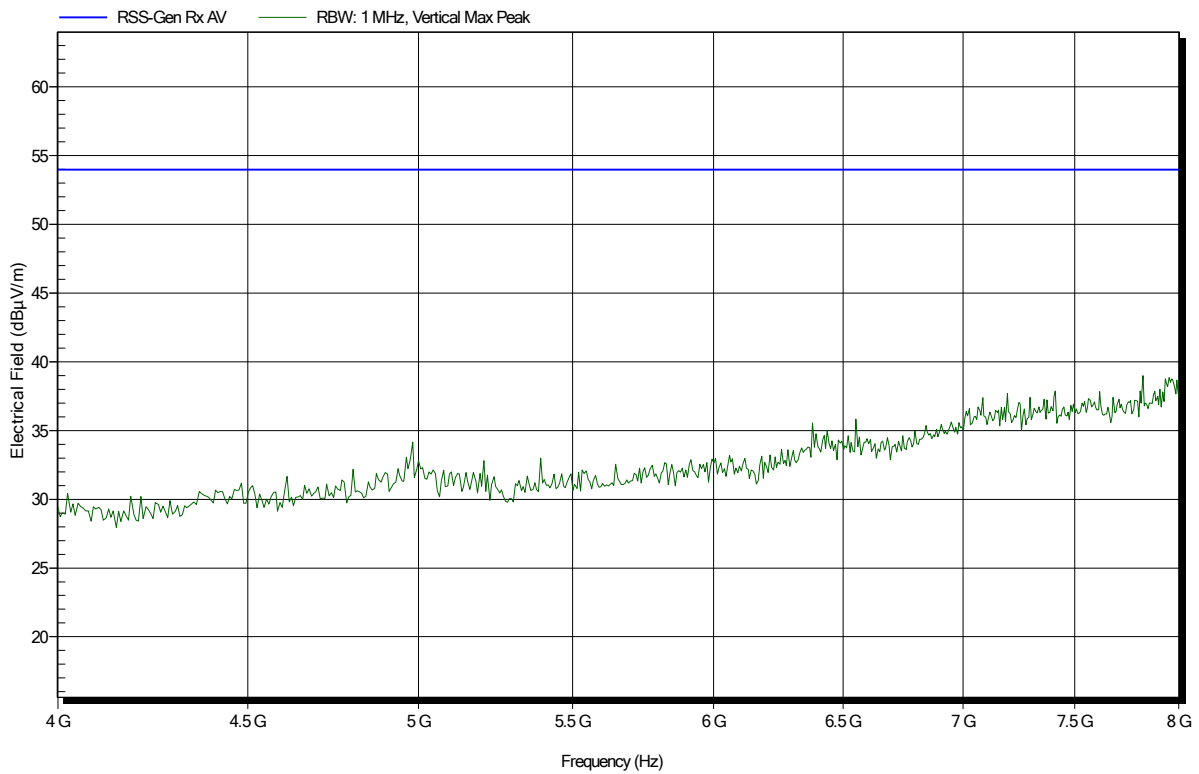


### Spurious emissions according to RSS-Gen

Project number: G0M-2002-8868

Applicant: Kamstrup A/S  
 EUT Name: Meter Transmit Unit  
 Model: Ready MTU  
 Test Site: Eurofins Product Service Germany  
 Operator: Toralf Jahn  
 Test Conditions: Tnom: 24°C, Vnom: 3.6 VDC  
 Antenna: Schwarzbeck BBHA 9120D, Vertical  
 Measurement distance: 1 m converted to 3m  
 Mode: TX; 915 MHz; pit antenna  
 Test Date: 2020-04-20  
 Note:

Index 48

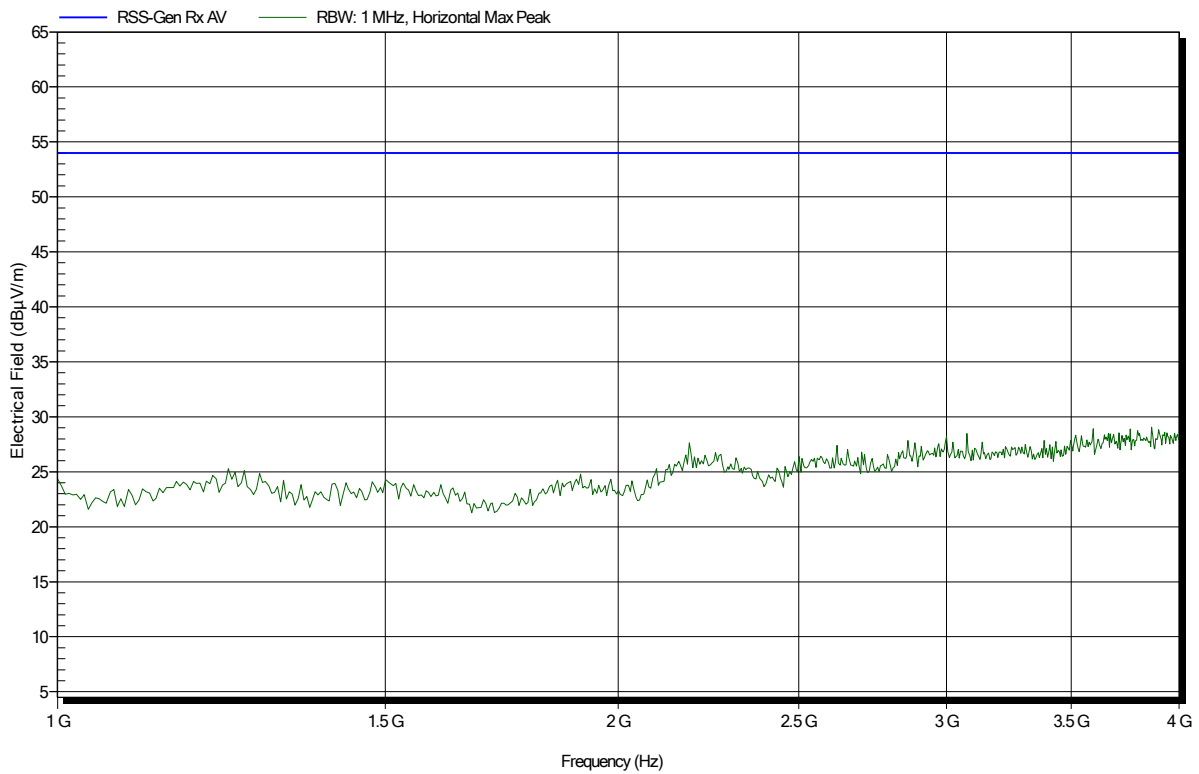


### Spurious emissions according to RSS-Gen

Project number: G0M-2002-8868

Applicant: Kamstrup A/S  
 EUT Name: Meter Transmit Unit  
 Model: Ready MTU  
 Test Site: Eurofins Product Service Germany  
 Operator: Toralf Jahn  
 Test Conditions: Tnom: 24°C, Vnom: 3.6 VDC  
 Antenna: Schwarzbeck BBHA 9120D, Horizontal  
 Measurement distance: 1 m converted to 3m  
 Mode: TX; 915 MHz; rod antenna  
 Test Date: 2020-04-20  
 Note:

Index 41

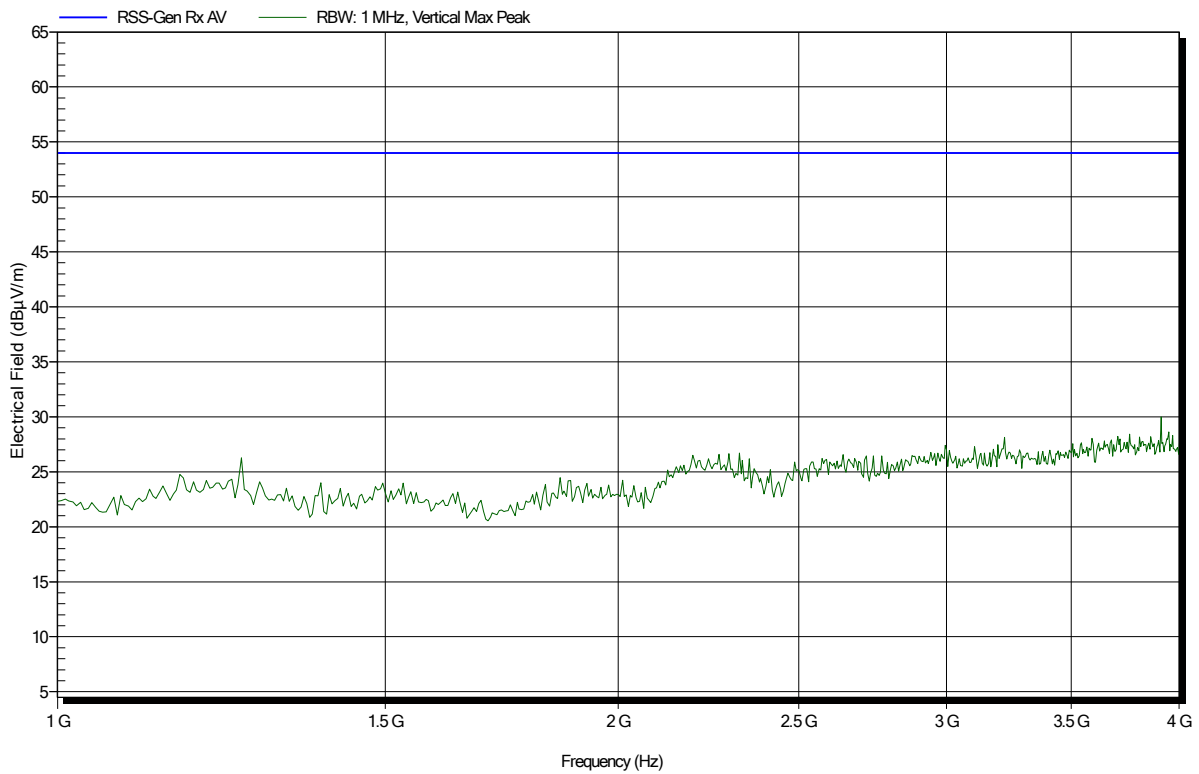


### Spurious emissions according to RSS-Gen

Project number: G0M-2002-8868

Applicant: Kamstrup A/S  
 EUT Name: Meter Transmit Unit  
 Model: Ready MTU  
 Test Site: Eurofins Product Service Germany  
 Operator: Toralf Jahn  
 Test Conditions: Tnom: 24°C, Vnom: 3.6 VDC  
 Antenna: Schwarzbeck BBHA 9120D, Vertical  
 Measurement distance: 1 m converted to 3m  
 Mode: TX; 915 MHz; rod antenna  
 Test Date: 2020-04-20  
 Note:

Index 43

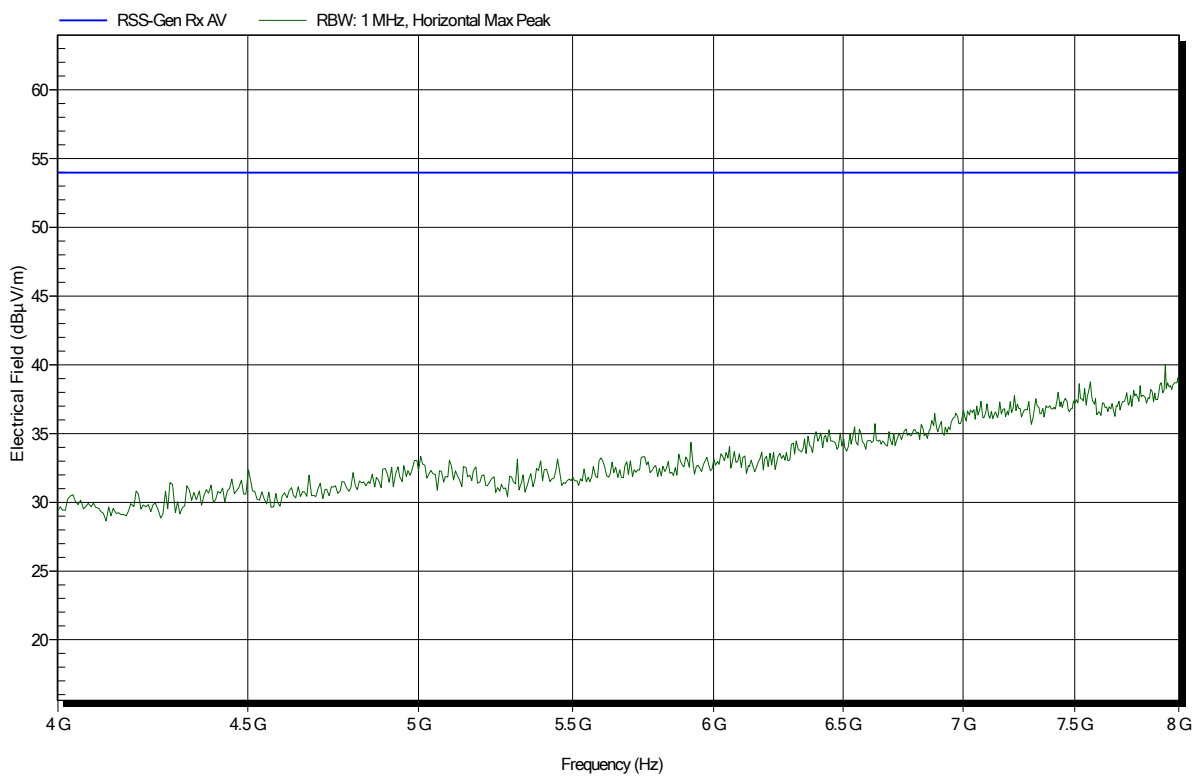


### Spurious emissions according to RSS-Gen

Project number: G0M-2002-8868

Applicant: Kamstrup A/S  
 EUT Name: Meter Transmit Unit  
 Model: Ready MTU  
 Test Site: Eurofins Product Service Germany  
 Operator: Toralf Jahn  
 Test Conditions: Tnom: 24°C, Vnom: 3.6 VDC  
 Antenna: Schwarzbeck BBHA 9120D, Horizontal  
 Measurement distance: 1 m converted to 3m  
 Mode: TX; 915 MHz; rod antenna  
 Test Date: 2020-04-20  
 Note:

Index 42

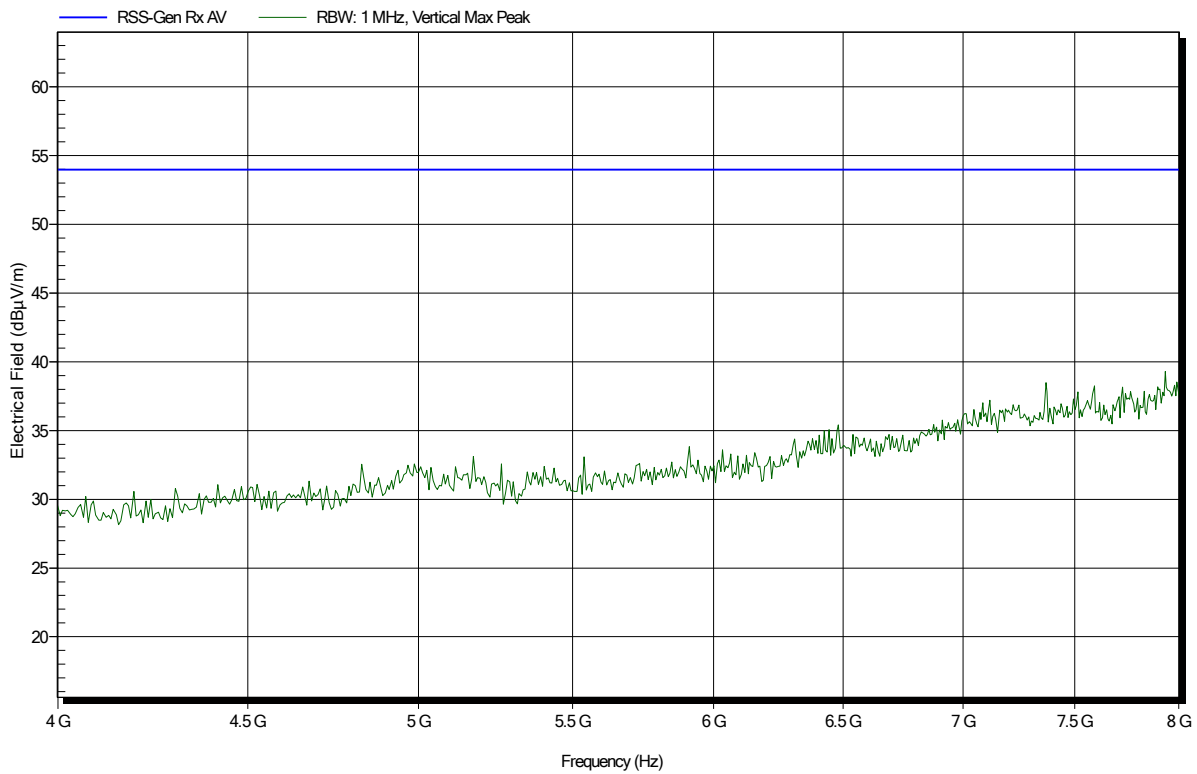


### Spurious emissions according to RSS-Gen

Project number: G0M-2002-8868

Applicant: Kamstrup A/S  
 EUT Name: Meter Transmit Unit  
 Model: Ready MTU  
 Test Site: Eurofins Product Service Germany  
 Operator: Toralf Jahn  
 Test Conditions: Tnom: 24°C, Vnom: 3.6 VDC  
 Antenna: Schwarzbeck BBHA 9120D, Vertical  
 Measurement distance: 1 m converted to 3m  
 Mode: TX; 915 MHz; rod antenna  
 Test Date: 2020-04-20  
 Note:

Index 44



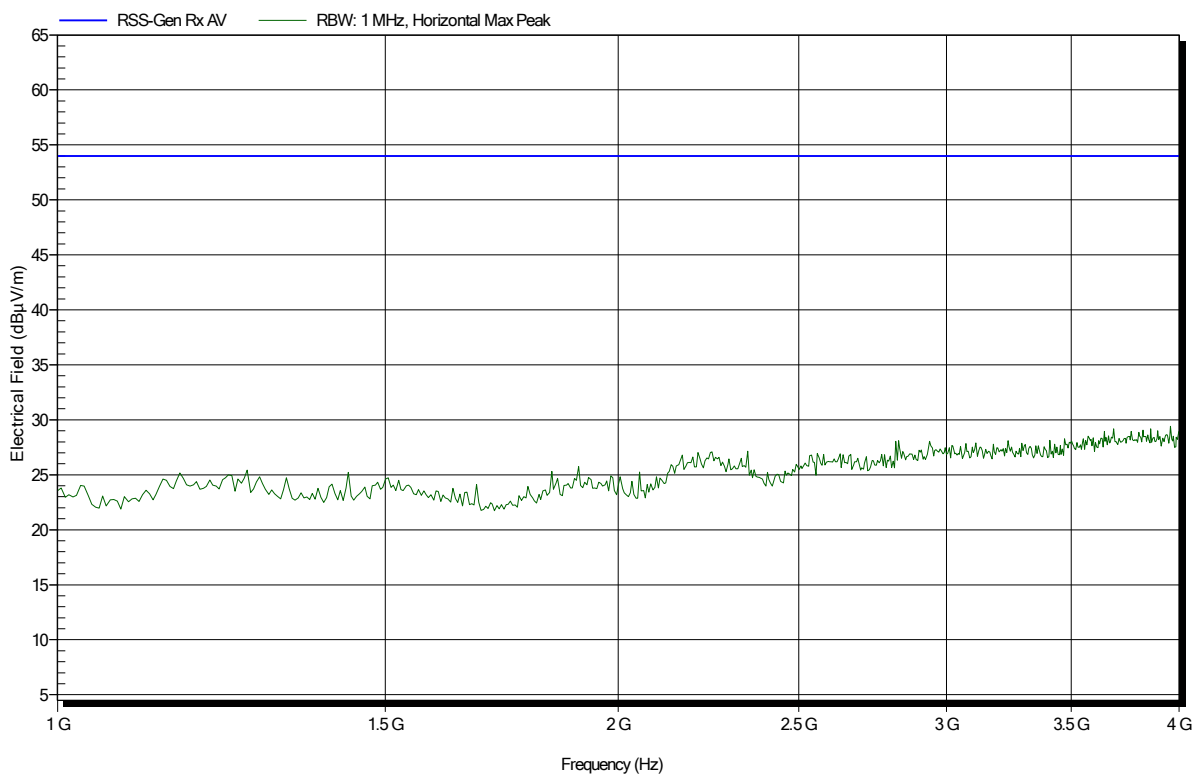


### Spurious emissions according to RSS-Gen

Project number: G0M-2002-8868

Applicant: Kamstrup A/S  
 EUT Name: Meter Transmit Unit  
 Model: Ready MTU  
 Test Site: Eurofins Product Service Germany  
 Operator: Toralf Jahn  
 Test Conditions: Tnom: 24°C, Vnom: 3.6 VDC  
 Antenna: Schwarzbeck BBHA 9120D, Horizontal  
 Measurement distance: 1 m converted to 3m  
 Mode: TX; 915 MHz; wall antenna  
 Test Date: 2020-04-20  
 Note:

Index 37

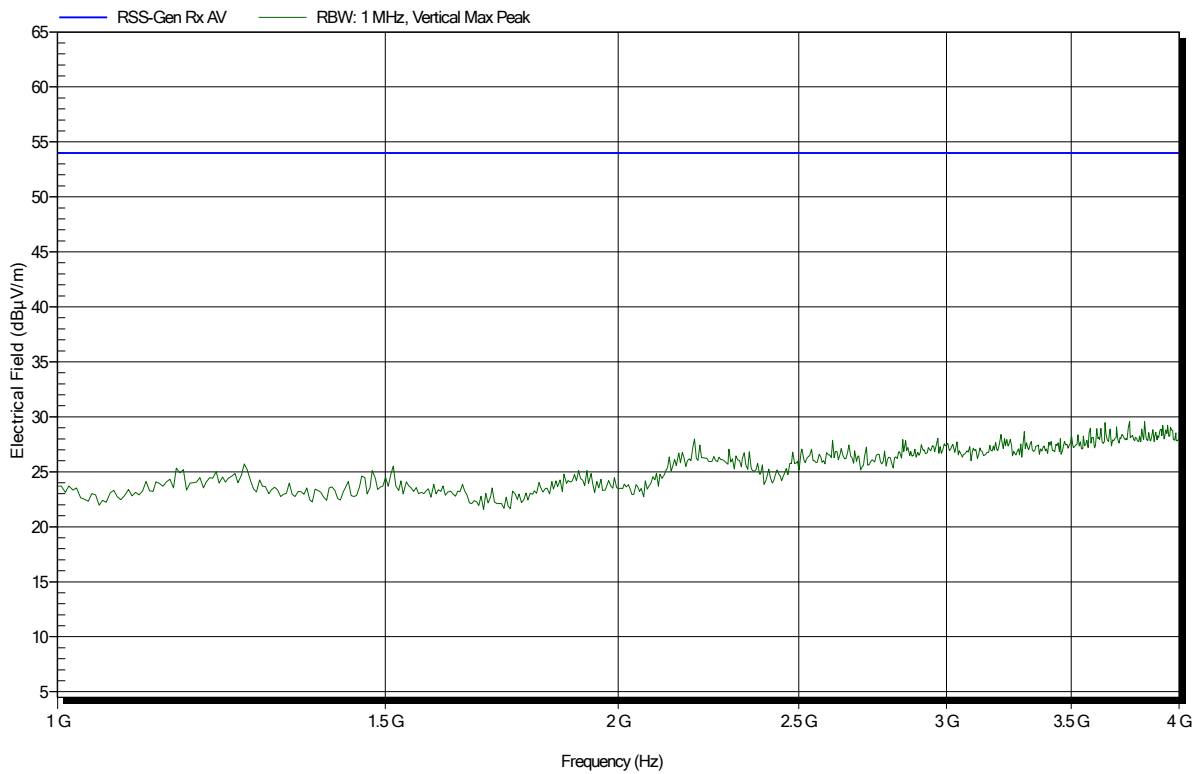


### Spurious emissions according to RSS-Gen

Project number: G0M-2002-8868

Applicant: Kamstrup A/S  
 EUT Name: Meter Transmit Unit  
 Model: Ready MTU  
 Test Site: Eurofins Product Service Germany  
 Operator: Toralf Jahn  
 Test Conditions: Tnom: 24°C, Vnom: 3.6 VDC  
 Antenna: Schwarzbeck BBHA 9120D, Vertical  
 Measurement distance: 1 m converted to 3m  
 Mode: TX; 915 MHz; wall antenna  
 Test Date: 2020-04-20  
 Note:

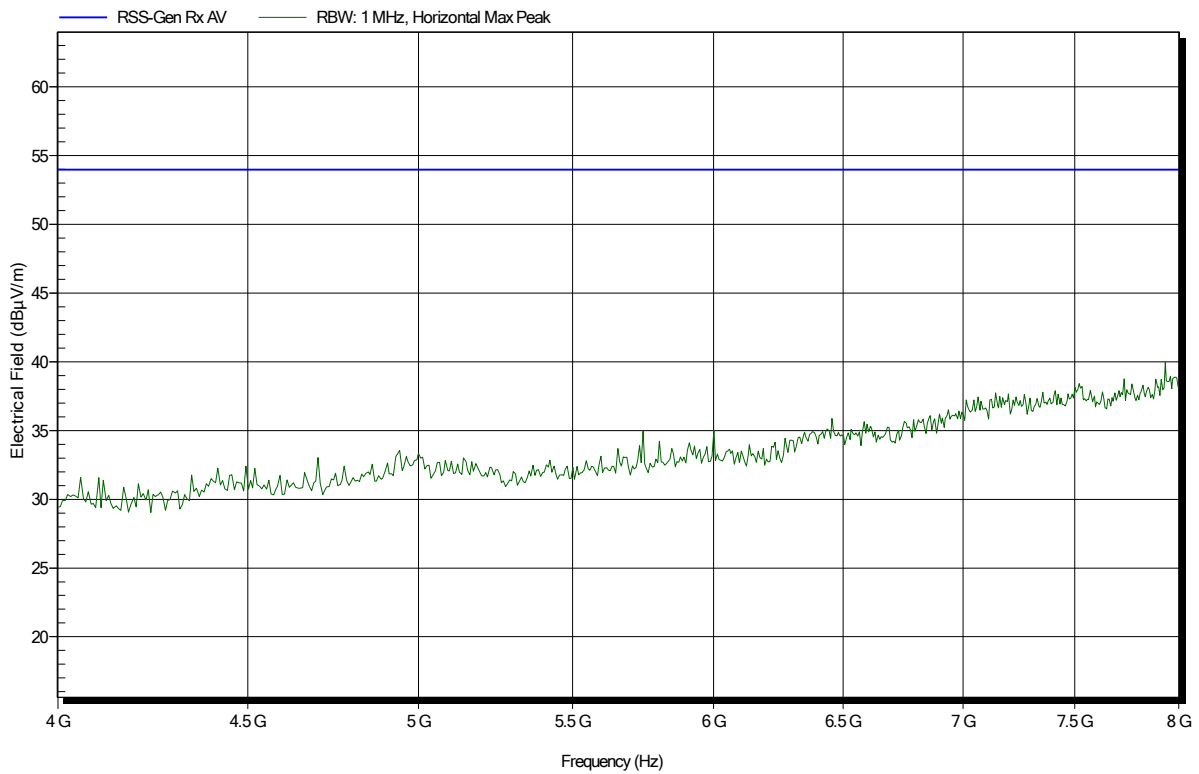
Index 39



**Spurious emissions according to RSS-Gen**

Project number: G0M-2002-8868  
 Applicant: Kamstrup A/S  
 EUT Name: Meter Transmit Unit  
 Model: Ready MTU  
 Test Site: Eurofins Product Service Germany  
 Operator: Toralf Jahn  
 Test Conditions: Tnom: 24°C, Vnom: 3.6 VDC  
 Antenna: Schwarzbeck BBHA 9120D, Horizontal  
 Measurement distance: 1 m converted to 3m  
 Mode: TX; 915 MHz; wall antenna  
 Test Date: 2020-04-20  
 Note:

Index 38

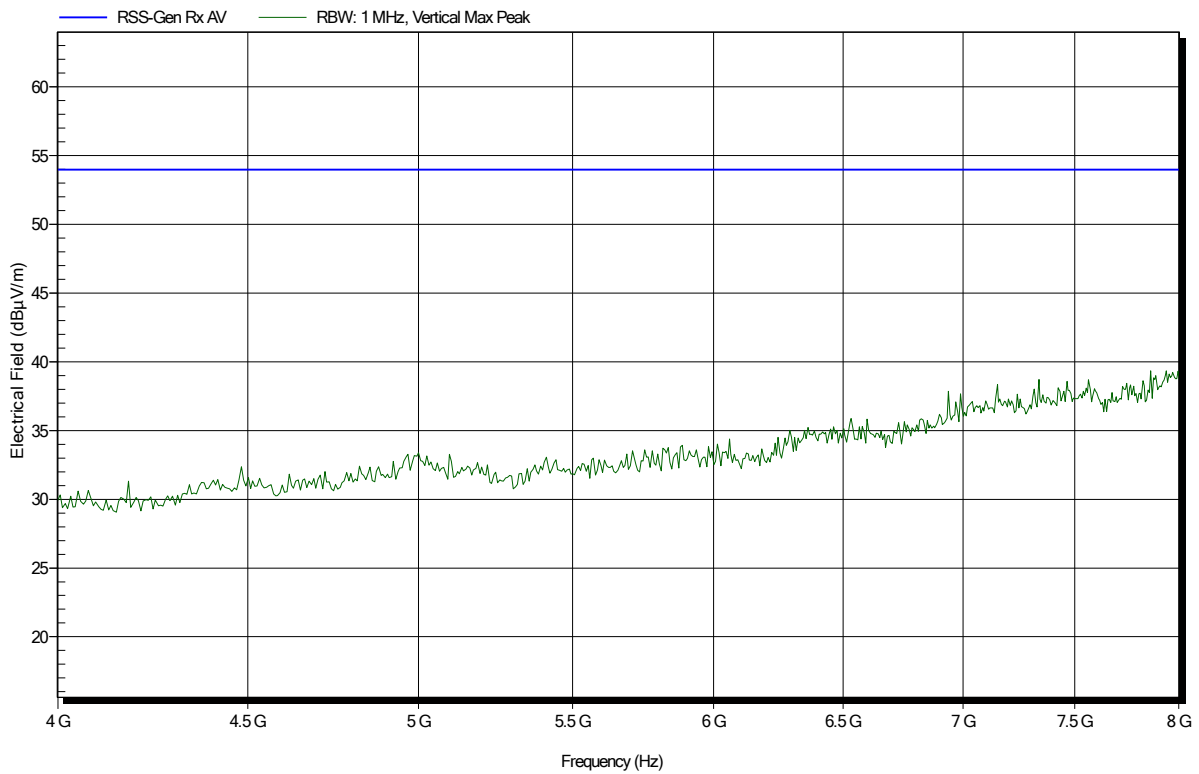


### Spurious emissions according to RSS-Gen

Project number: G0M-2002-8868

Applicant: Kamstrup A/S  
 EUT Name: Meter Transmit Unit  
 Model: Ready MTU  
 Test Site: Eurofins Product Service Germany  
 Operator: Toralf Jahn  
 Test Conditions: Tnom: 24°C, Vnom: 3.6 VDC  
 Antenna: Schwarzbeck BBHA 9120D, Vertical  
 Measurement distance: 1 m converted to 3m  
 Mode: TX; 915 MHz; wall antenna  
 Test Date: 2020-04-20  
 Note:

Index 40

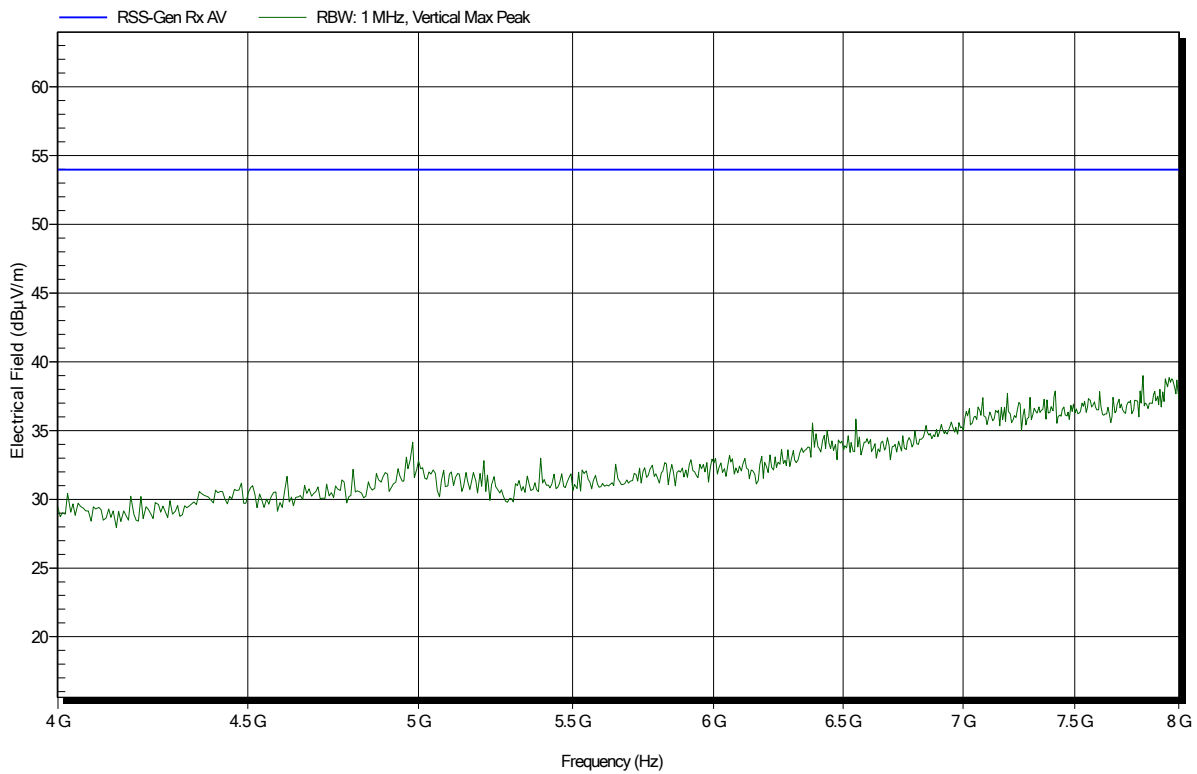


### Spurious emissions according to RSS-Gen

Project number: G0M-2002-8868

Applicant: Kamstrup A/S  
 EUT Name: Meter Transmit Unit  
 Model: Ready MTU  
 Test Site: Eurofins Product Service Germany  
 Operator: Toralf Jahn  
 Test Conditions: Tnom: 24°C, Vnom: 3.6 VDC  
 Antenna: Schwarzbeck BBHA 9120D, Vertical  
 Measurement distance: 1 m converted to 3m  
 Mode: TX; 915 MHz; pit antenna  
 Test Date: 2020-04-20  
 Note:

Index 48

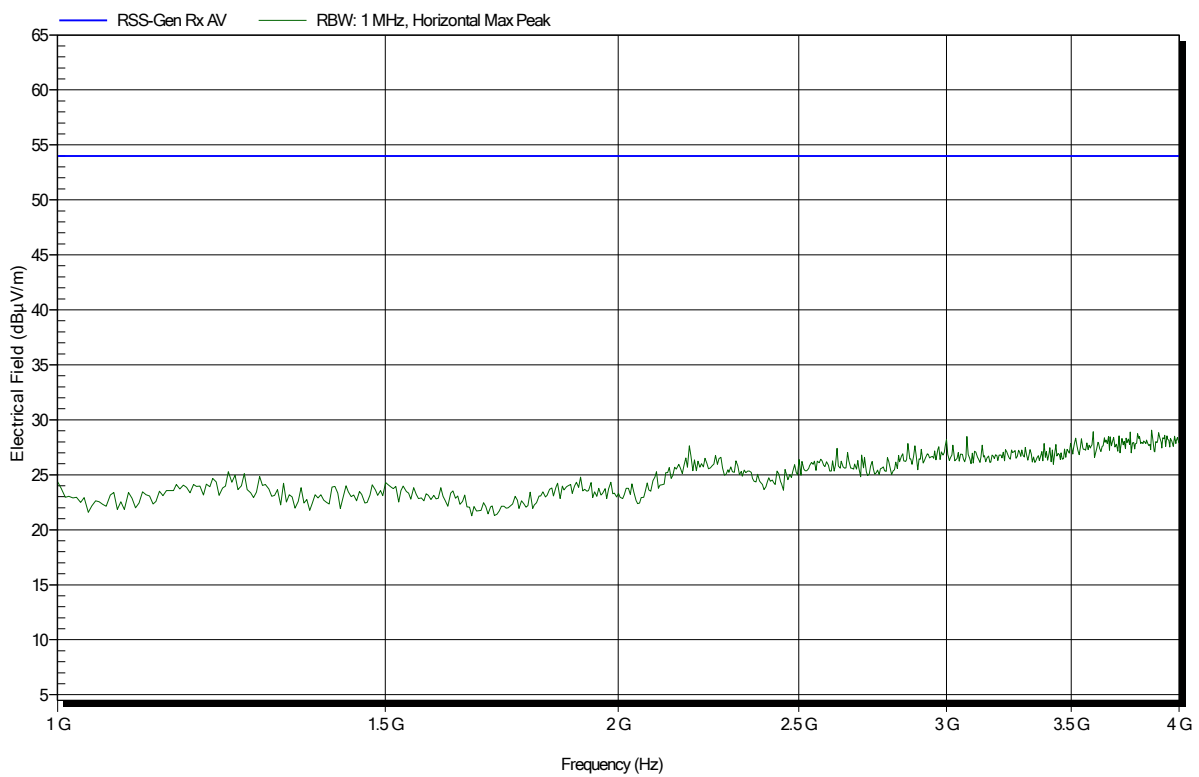


### Spurious emissions according to RSS-Gen

Project number: G0M-2002-8868

Applicant: Kamstrup A/S  
 EUT Name: Meter Transmit Unit  
 Model: Ready MTU  
 Test Site: Eurofins Product Service Germany  
 Operator: Toralf Jahn  
 Test Conditions: Tnom: 24°C, Vnom: 3.6 VDC  
 Antenna: Schwarzbeck BBHA 9120D, Horizontal  
 Measurement distance: 1 m converted to 3m  
 Mode: TX; 915 MHz; rod antenna  
 Test Date: 2020-04-20  
 Note:

Index 41

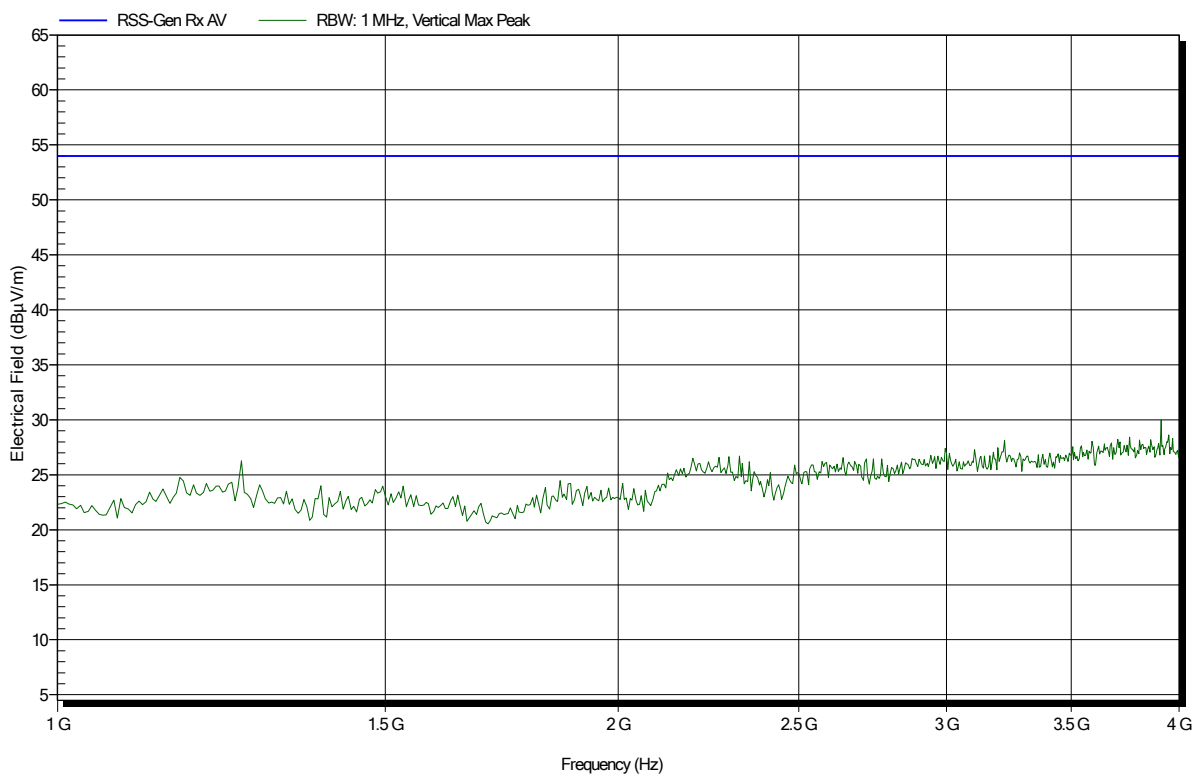


### Spurious emissions according to RSS-Gen

Project number: G0M-2002-8868

Applicant: Kamstrup A/S  
 EUT Name: Meter Transmit Unit  
 Model: Ready MTU  
 Test Site: Eurofins Product Service Germany  
 Operator: Toralf Jahn  
 Test Conditions: Tnom: 24°C, Vnom: 3.6 VDC  
 Antenna: Schwarzbeck BBHA 9120D, Vertical  
 Measurement distance: 1 m converted to 3m  
 Mode: TX; 915 MHz; rod antenna  
 Test Date: 2020-04-20  
 Note:

Index 43

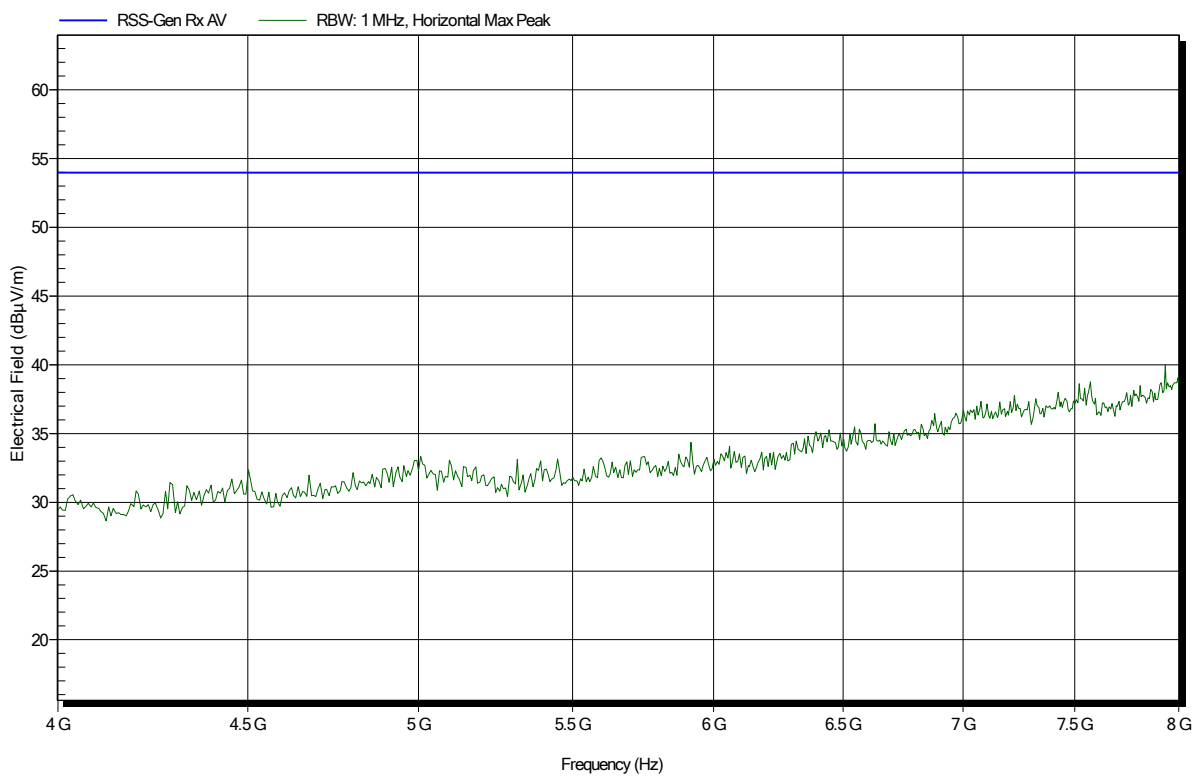


### Spurious emissions according to RSS-Gen

Project number: G0M-2002-8868

Applicant: Kamstrup A/S  
 EUT Name: Meter Transmit Unit  
 Model: Ready MTU  
 Test Site: Eurofins Product Service Germany  
 Operator: Toralf Jahn  
 Test Conditions: Tnom: 24°C, Vnom: 3.6 VDC  
 Antenna: Schwarzbeck BBHA 9120D, Horizontal  
 Measurement distance: 1 m converted to 3m  
 Mode: TX; 915 MHz; rod antenna  
 Test Date: 2020-04-20  
 Note:

Index 42

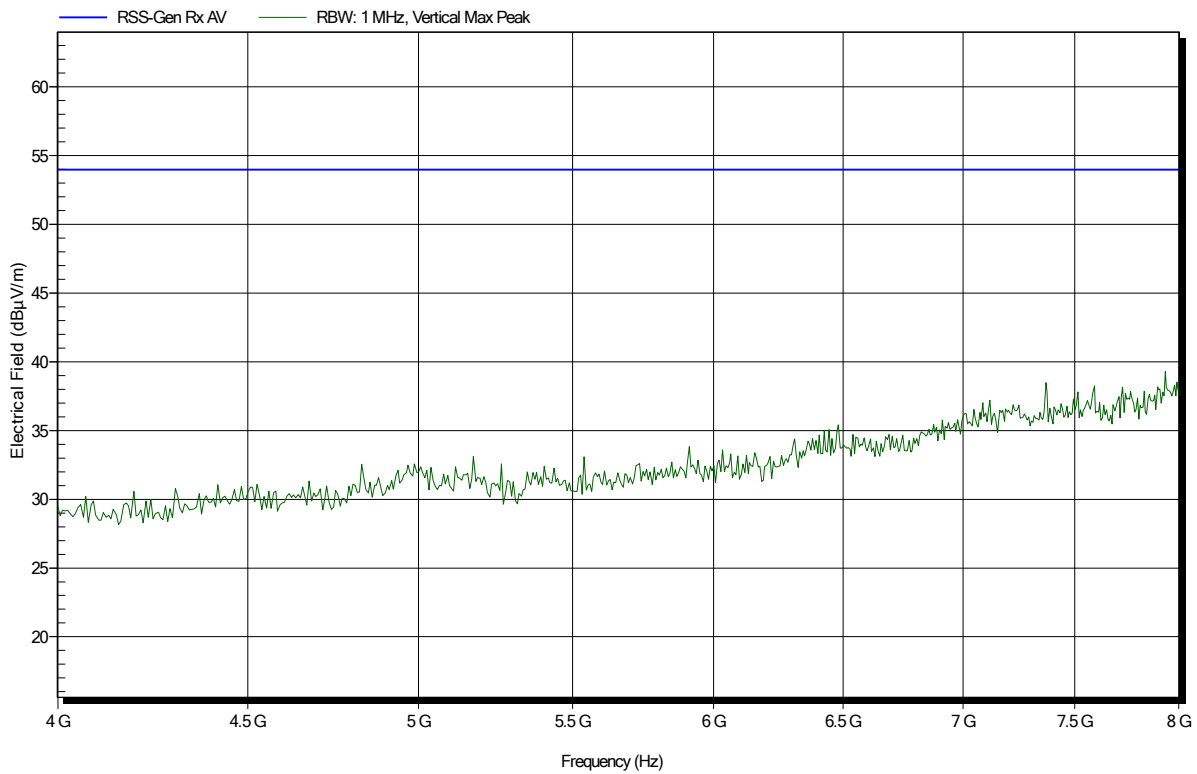




**Spurious emissions according to RSS-Gen**

Project number: G0M-2002-8868  
 Applicant: Kamstrup A/S  
 EUT Name: Meter Transmit Unit  
 Model: Ready MTU  
 Test Site: Eurofins Product Service Germany  
 Operator: Toralf Jahn  
 Test Conditions: Tnom: 24°C, Vnom: 3.6 VDC  
 Antenna: Schwarzbeck BBHA 9120D, Vertical  
 Measurement distance: 1 m converted to 3m  
 Mode: TX; 915 MHz; rod antenna  
 Test Date: 2020-04-20  
 Note:

Index 44

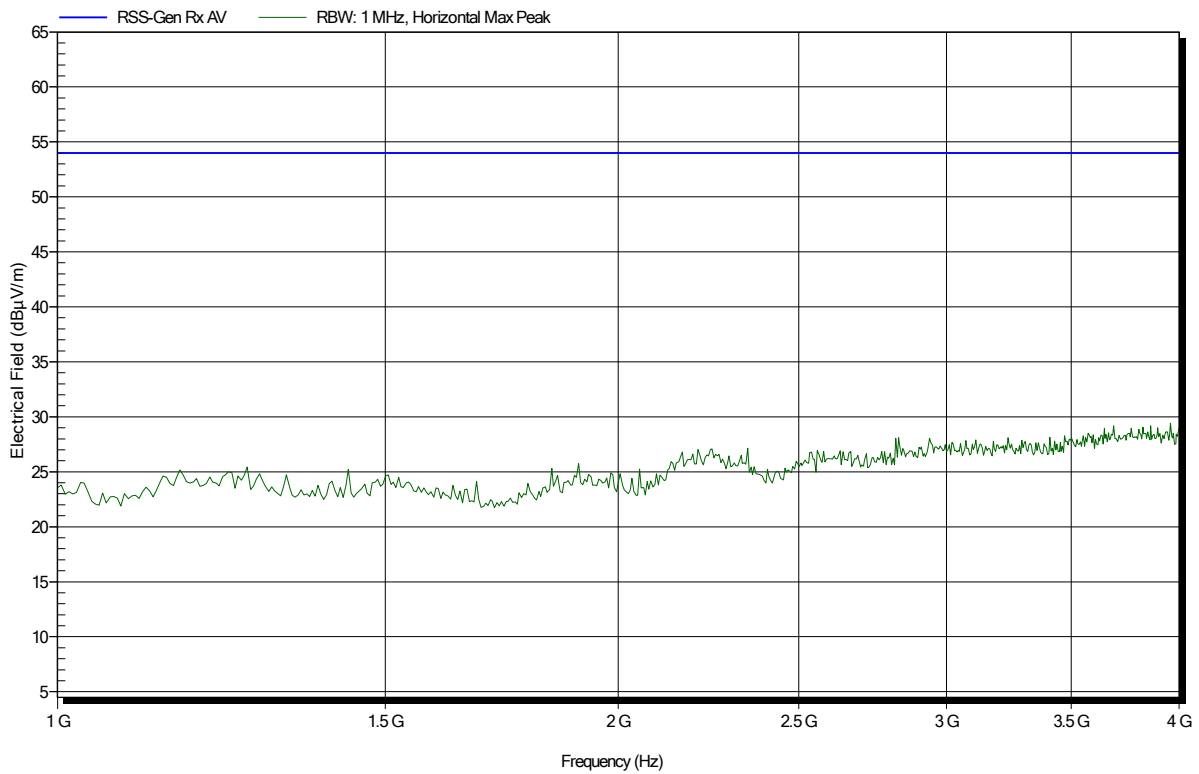


### Spurious emissions according to RSS-Gen

Project number: G0M-2002-8868

Applicant: Kamstrup A/S  
 EUT Name: Meter Transmit Unit  
 Model: Ready MTU  
 Test Site: Eurofins Product Service Germany  
 Operator: Toralf Jahn  
 Test Conditions: Tnom: 24°C, Vnom: 3.6 VDC  
 Antenna: Schwarzbeck BBHA 9120D, Horizontal  
 Measurement distance: 1 m converted to 3m  
 Mode: TX; 915 MHz; wall antenna  
 Test Date: 2020-04-20  
 Note:

Index 37

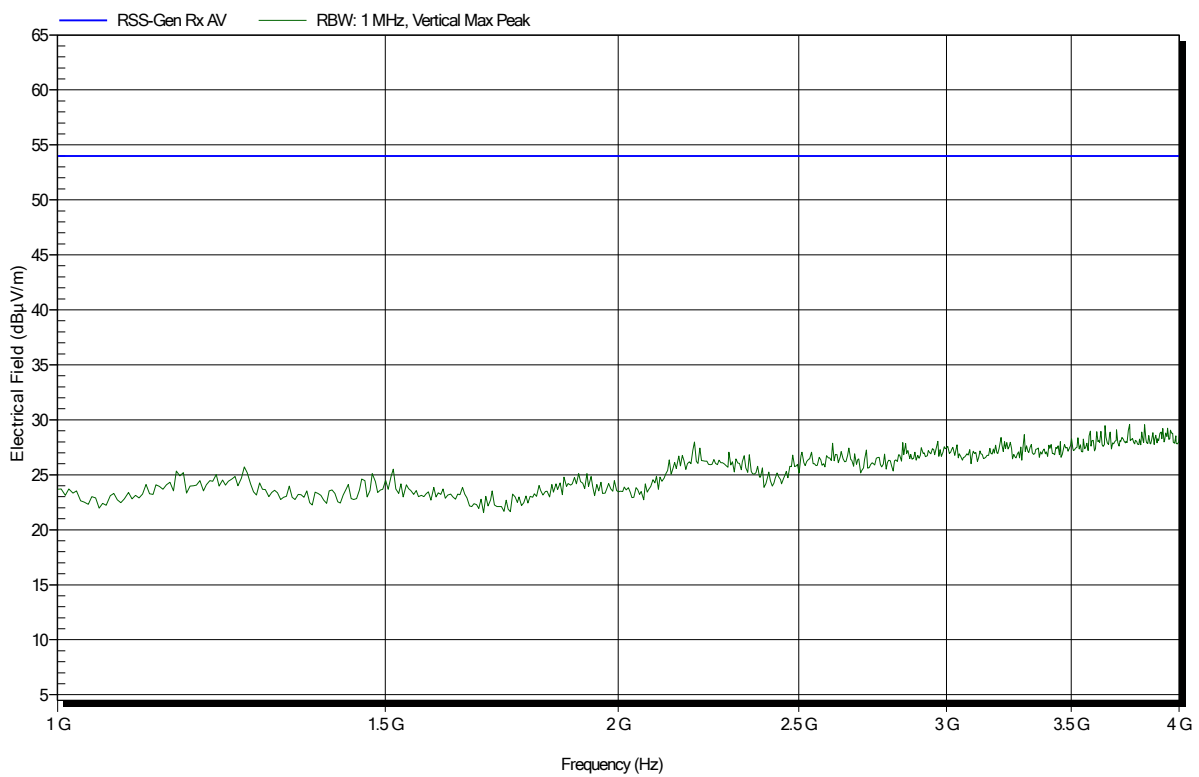


### Spurious emissions according to RSS-Gen

Project number: G0M-2002-8868

Applicant: Kamstrup A/S  
 EUT Name: Meter Transmit Unit  
 Model: Ready MTU  
 Test Site: Eurofins Product Service Germany  
 Operator: Toralf Jahn  
 Test Conditions: Tnom: 24°C, Vnom: 3.6 VDC  
 Antenna: Schwarzbeck BBHA 9120D, Vertical  
 Measurement distance: 1 m converted to 3m  
 Mode: TX; 915 MHz; wall antenna  
 Test Date: 2020-04-20  
 Note:

Index 39

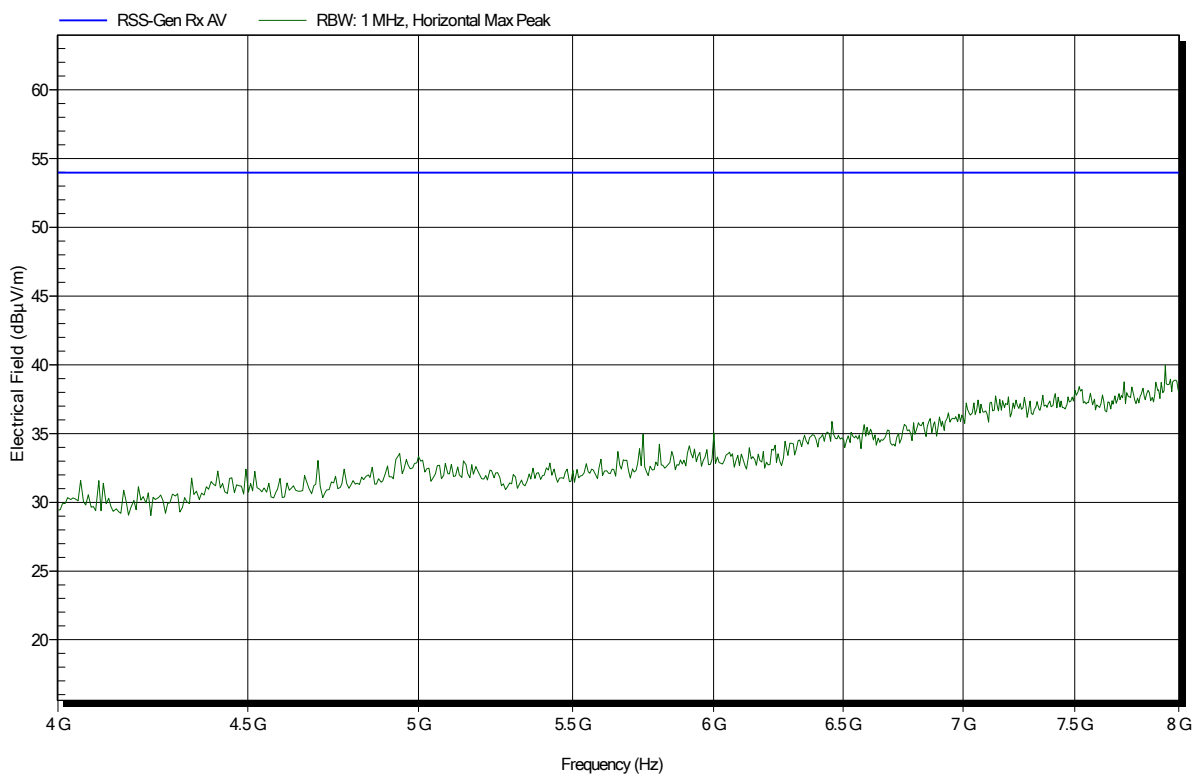


### Spurious emissions according to RSS-Gen

Project number: G0M-2002-8868

Applicant: Kamstrup A/S  
 EUT Name: Meter Transmit Unit  
 Model: Ready MTU  
 Test Site: Eurofins Product Service Germany  
 Operator: Toralf Jahn  
 Test Conditions: Tnom: 24°C, Vnom: 3.6 VDC  
 Antenna: Schwarzbeck BBHA 9120D, Horizontal  
 Measurement distance: 1 m converted to 3m  
 Mode: TX; 915 MHz; wall antenna  
 Test Date: 2020-04-20  
 Note:

Index 38

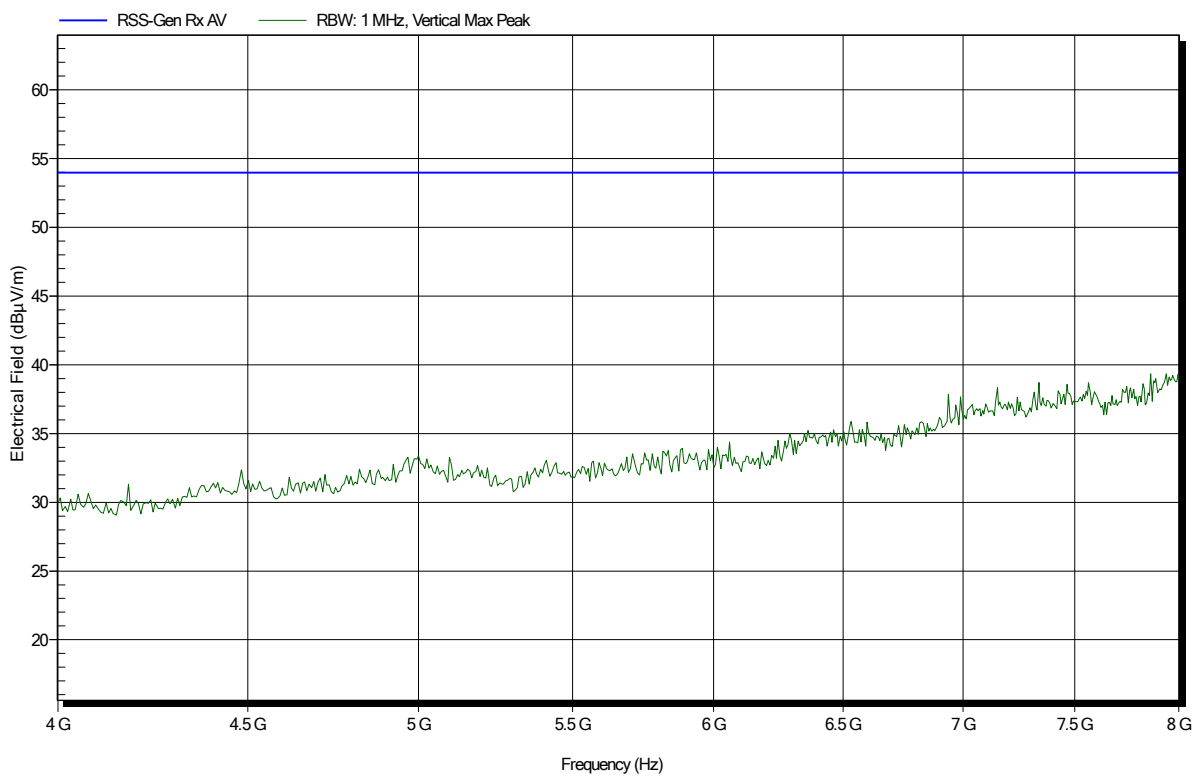


### Spurious emissions according to RSS-Gen

Project number: G0M-2002-8868

Applicant: Kamstrup A/S  
 EUT Name: Meter Transmit Unit  
 Model: Ready MTU  
 Test Site: Eurofins Product Service Germany  
 Operator: Toralf Jahn  
 Test Conditions: Tnom: 24°C, Vnom: 3.6 VDC  
 Antenna: Schwarzbeck BBHA 9120D, Vertical  
 Measurement distance: 1 m converted to 3m  
 Mode: TX; 915 MHz; wall antenna  
 Test Date: 2020-04-20  
 Note:

Index 40

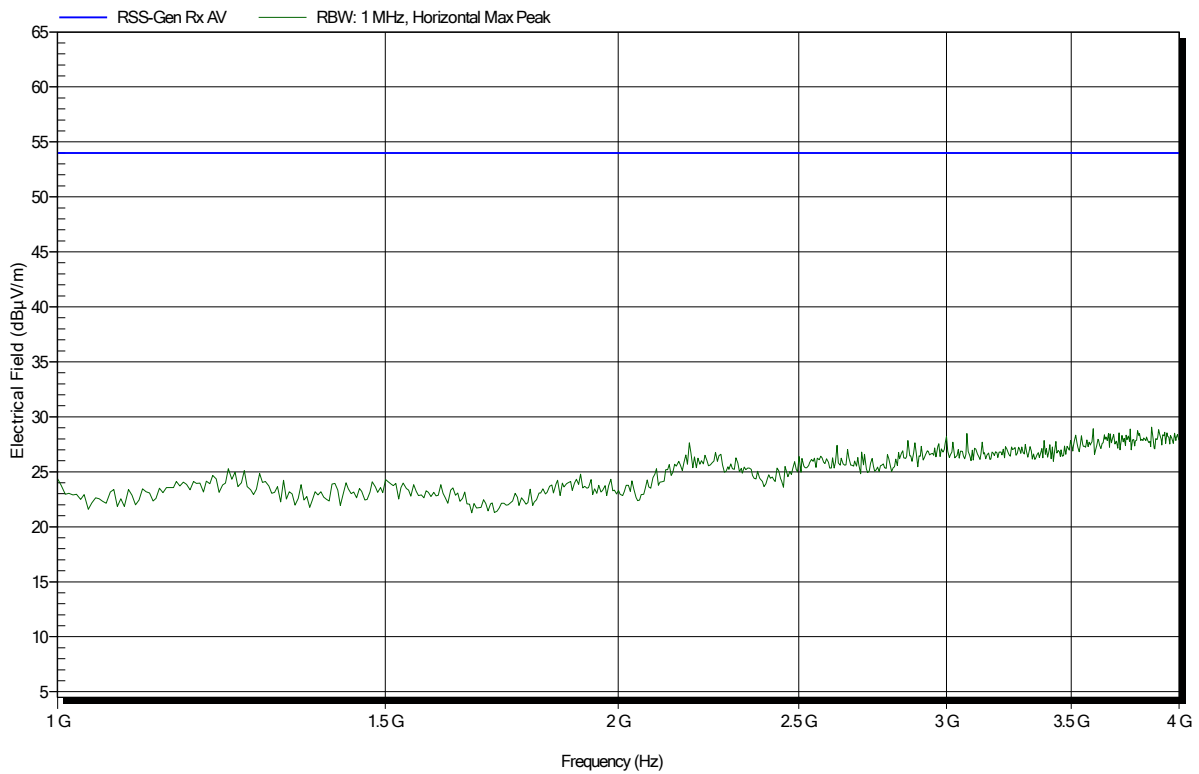


### Spurious emissions according to RSS-Gen

Project number: G0M-2002-8868

Applicant: Kamstrup A/S  
 EUT Name: Meter Transmit Unit  
 Model: Ready MTU  
 Test Site: Eurofins Product Service Germany  
 Operator: Toralf Jahn  
 Test Conditions: Tnom: 24°C, Vnom: 3.6 VDC  
 Antenna: Schwarzbeck BBHA 9120D, Horizontal  
 Measurement distance: 1 m converted to 3m  
 Mode: TX; 915 MHz; rod antenna  
 Test Date: 2020-04-20  
 Note:

Index 41

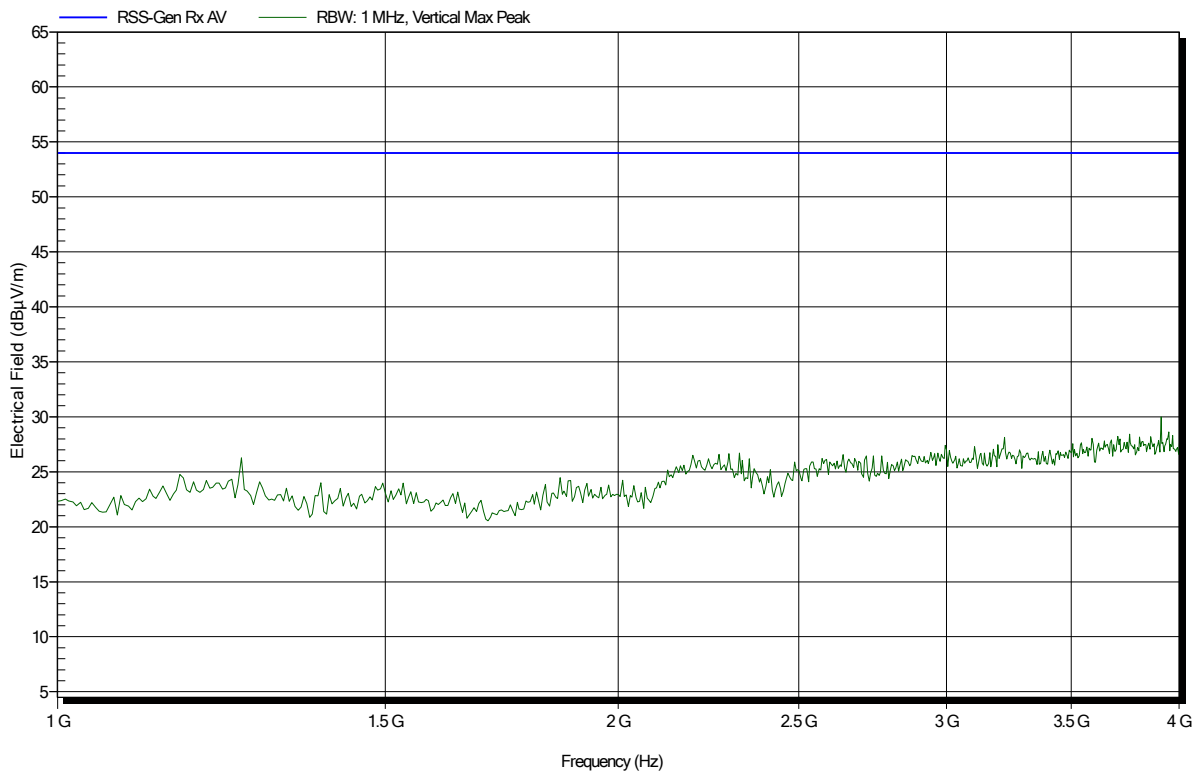


### Spurious emissions according to RSS-Gen

Project number: G0M-2002-8868

Applicant: Kamstrup A/S  
 EUT Name: Meter Transmit Unit  
 Model: Ready MTU  
 Test Site: Eurofins Product Service Germany  
 Operator: Toralf Jahn  
 Test Conditions: Tnom: 24°C, Vnom: 3.6 VDC  
 Antenna: Schwarzbeck BBHA 9120D, Vertical  
 Measurement distance: 1 m converted to 3m  
 Mode: TX; 915 MHz; rod antenna  
 Test Date: 2020-04-20  
 Note:

Index 43

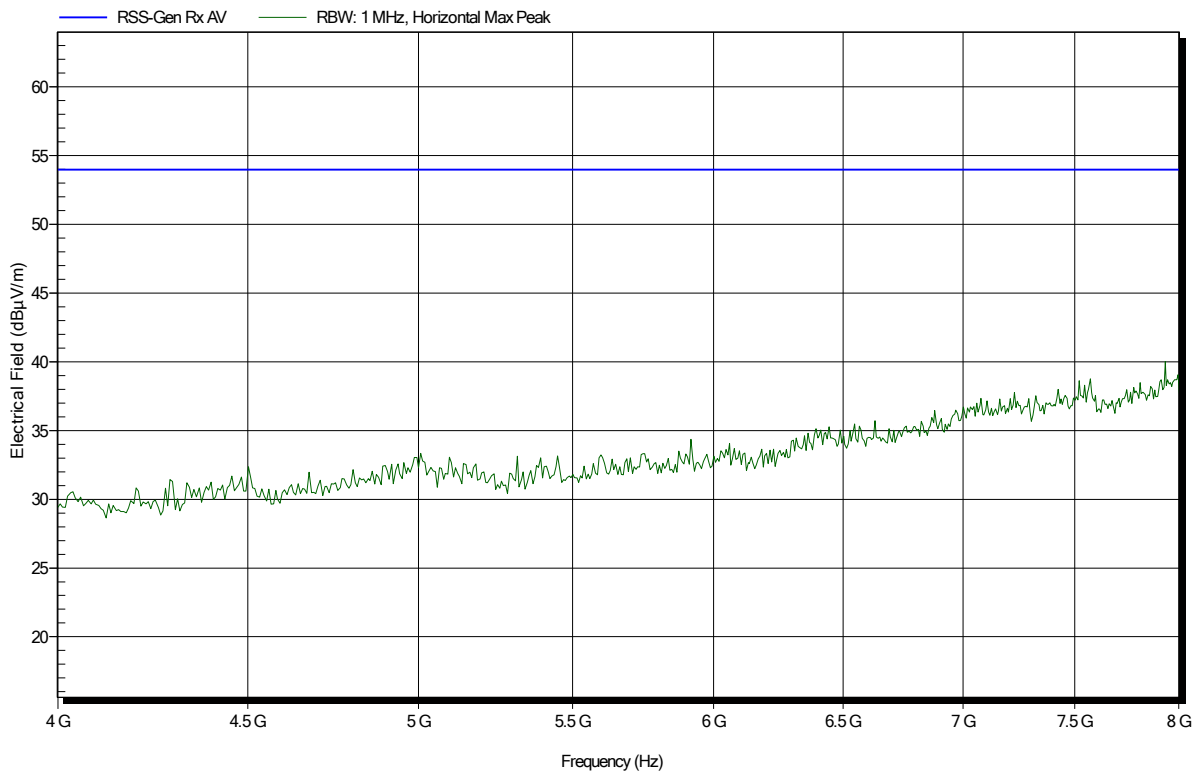


### Spurious emissions according to RSS-Gen

Project number: G0M-2002-8868

Applicant: Kamstrup A/S  
 EUT Name: Meter Transmit Unit  
 Model: Ready MTU  
 Test Site: Eurofins Product Service Germany  
 Operator: Toralf Jahn  
 Test Conditions: Tnom: 24°C, Vnom: 3.6 VDC  
 Antenna: Schwarzbeck BBHA 9120D, Horizontal  
 Measurement distance: 1 m converted to 3m  
 Mode: TX; 915 MHz; rod antenna  
 Test Date: 2020-04-20  
 Note:

Index 42



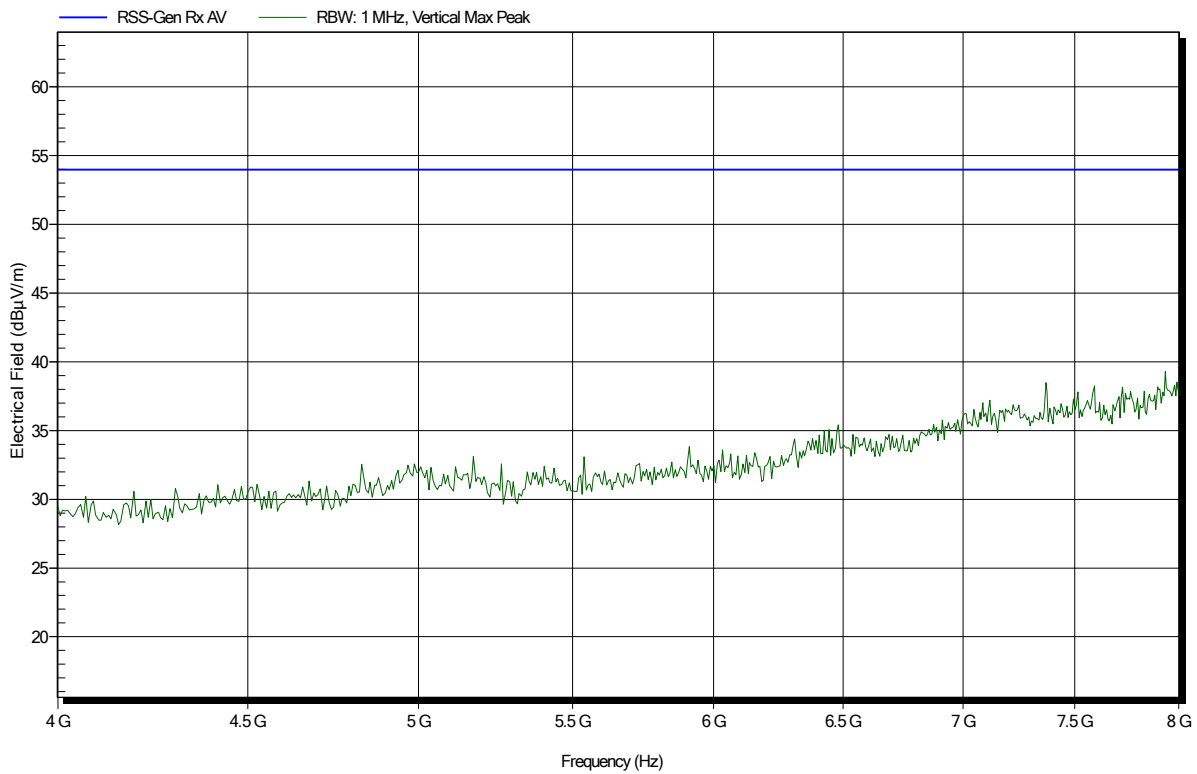


### Spurious emissions according to RSS-Gen

Project number: G0M-2002-8868

Applicant: Kamstrup A/S  
 EUT Name: Meter Transmit Unit  
 Model: Ready MTU  
 Test Site: Eurofins Product Service Germany  
 Operator: Toralf Jahn  
 Test Conditions: Tnom: 24°C, Vnom: 3.6 VDC  
 Antenna: Schwarzbeck BBHA 9120D, Vertical  
 Measurement distance: 1 m converted to 3m  
 Mode: TX; 915 MHz; rod antenna  
 Test Date: 2020-04-20  
 Note:

Index 44

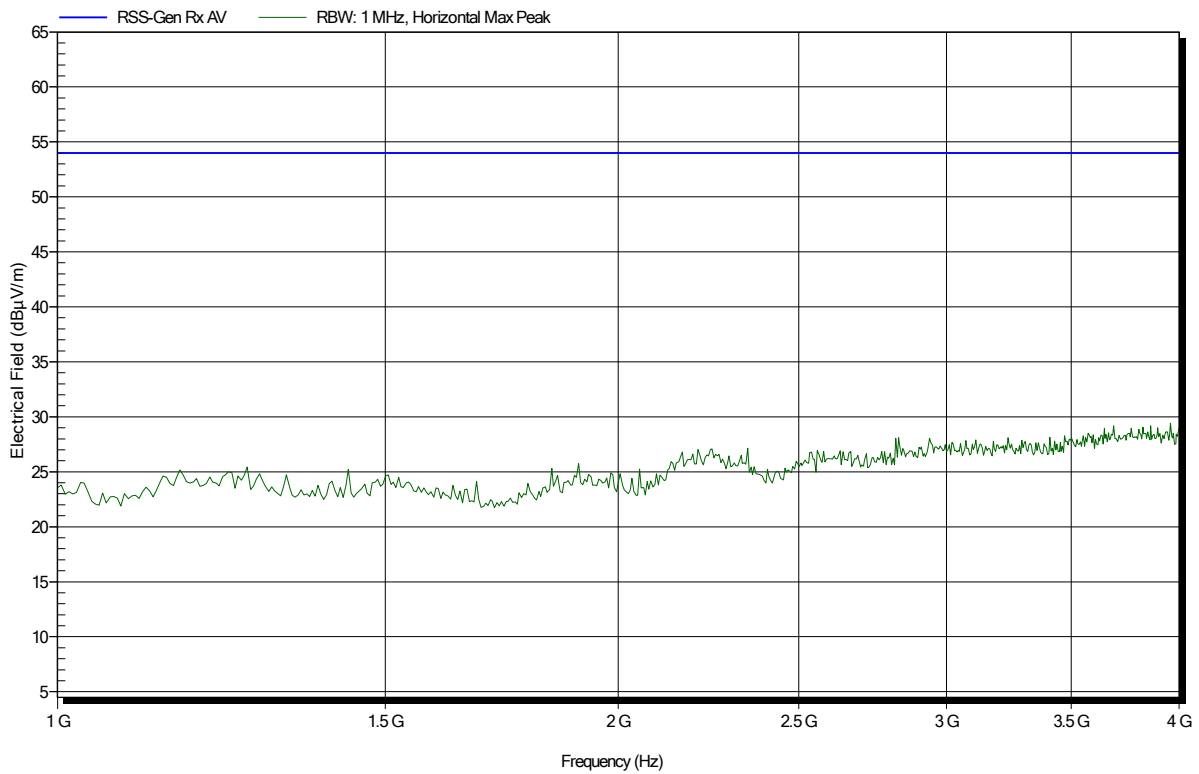


### Spurious emissions according to RSS-Gen

Project number: G0M-2002-8868

Applicant: Kamstrup A/S  
 EUT Name: Meter Transmit Unit  
 Model: Ready MTU  
 Test Site: Eurofins Product Service Germany  
 Operator: Toralf Jahn  
 Test Conditions: Tnom: 24°C, Vnom: 3.6 VDC  
 Antenna: Schwarzbeck BBHA 9120D, Horizontal  
 Measurement distance: 1 m converted to 3m  
 Mode: TX; 915 MHz; wall antenna  
 Test Date: 2020-04-20  
 Note:

Index 37

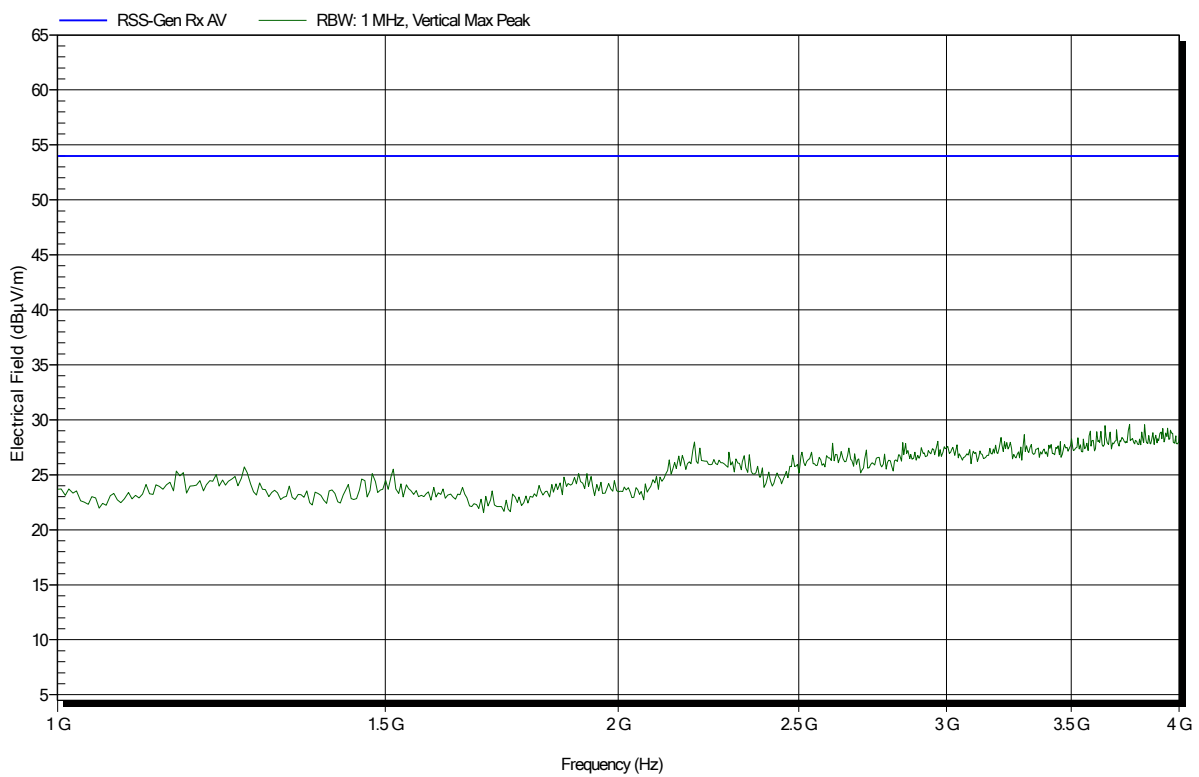


### Spurious emissions according to RSS-Gen

Project number: G0M-2002-8868

Applicant: Kamstrup A/S  
 EUT Name: Meter Transmit Unit  
 Model: Ready MTU  
 Test Site: Eurofins Product Service Germany  
 Operator: Toralf Jahn  
 Test Conditions: Tnom: 24°C, Vnom: 3.6 VDC  
 Antenna: Schwarzbeck BBHA 9120D, Vertical  
 Measurement distance: 1 m converted to 3m  
 Mode: TX; 915 MHz; wall antenna  
 Test Date: 2020-04-20  
 Note:

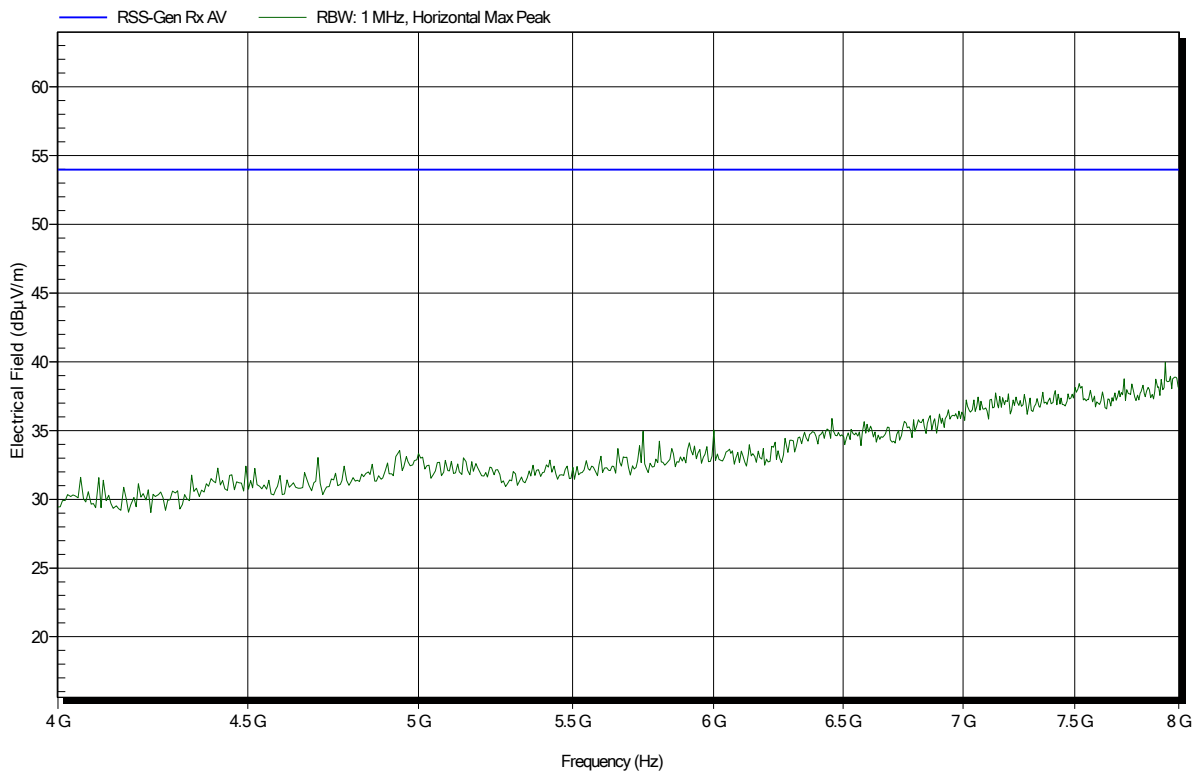
Index 39



**Spurious emissions according to RSS-Gen**

Project number: G0M-2002-8868  
 Applicant: Kamstrup A/S  
 EUT Name: Meter Transmit Unit  
 Model: Ready MTU  
 Test Site: Eurofins Product Service Germany  
 Operator: Toralf Jahn  
 Test Conditions: Tnom: 24°C, Vnom: 3.6 VDC  
 Antenna: Schwarzbeck BBHA 9120D, Horizontal  
 Measurement distance: 1 m converted to 3m  
 Mode: TX; 915 MHz; wall antenna  
 Test Date: 2020-04-20  
 Note:

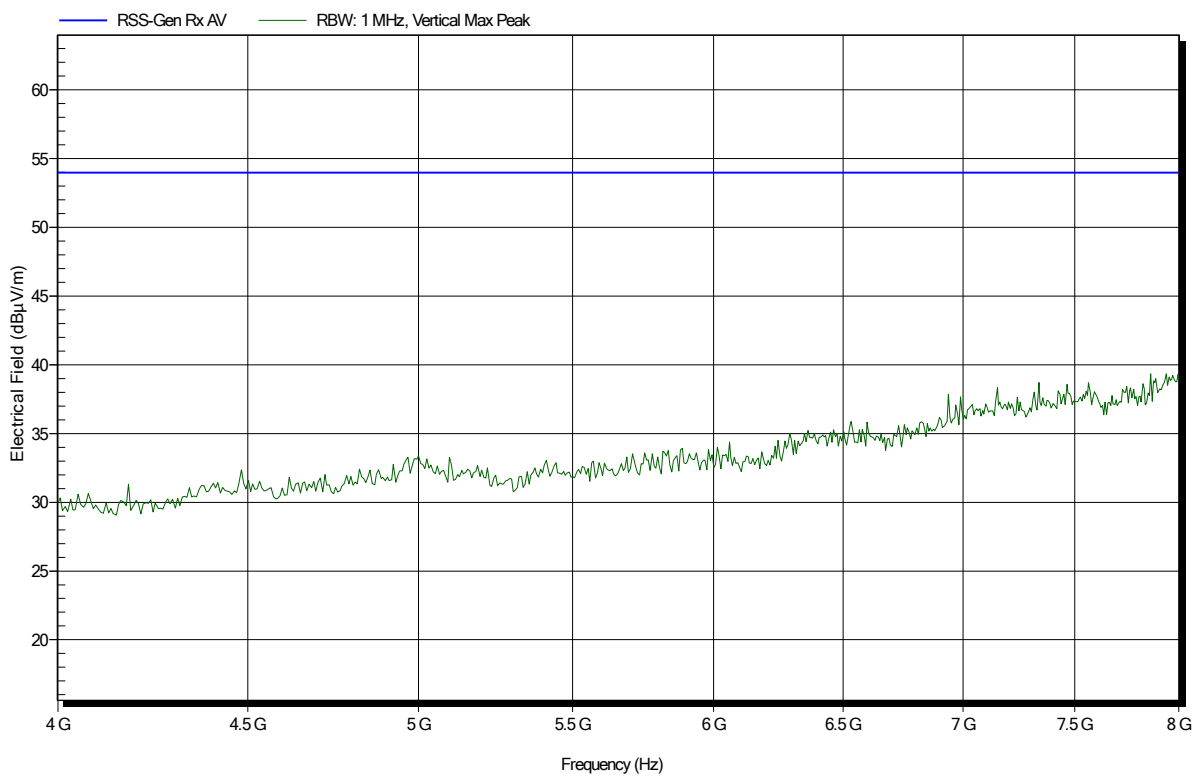
Index 38



**Spurious emissions according to RSS-Gen**

Project number: G0M-2002-8868  
 Applicant: Kamstrup A/S  
 EUT Name: Meter Transmit Unit  
 Model: Ready MTU  
 Test Site: Eurofins Product Service Germany  
 Operator: Toralf Jahn  
 Test Conditions: Tnom: 24°C, Vnom: 3.6 VDC  
 Antenna: Schwarzbeck BBHA 9120D, Vertical  
 Measurement distance: 1 m converted to 3m  
 Mode: TX; 915 MHz; wall antenna  
 Test Date: 2020-04-20  
 Note:

Index 40

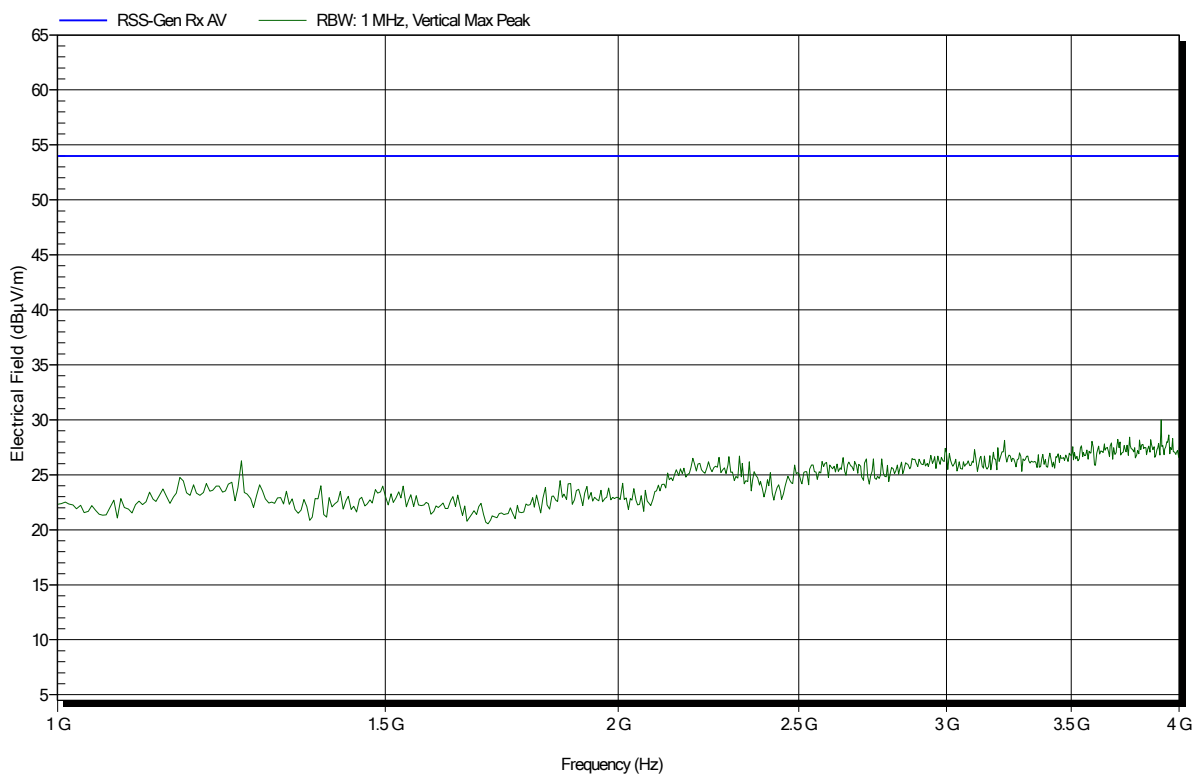


### Spurious emissions according to RSS-Gen

Project number: G0M-2002-8868

Applicant: Kamstrup A/S  
 EUT Name: Meter Transmit Unit  
 Model: Ready MTU  
 Test Site: Eurofins Product Service Germany  
 Operator: Toralf Jahn  
 Test Conditions: Tnom: 24°C, Vnom: 3.6 VDC  
 Antenna: Schwarzbeck BBHA 9120D, Vertical  
 Measurement distance: 1 m converted to 3m  
 Mode: TX; 915 MHz; rod antenna  
 Test Date: 2020-04-20  
 Note:

Index 43

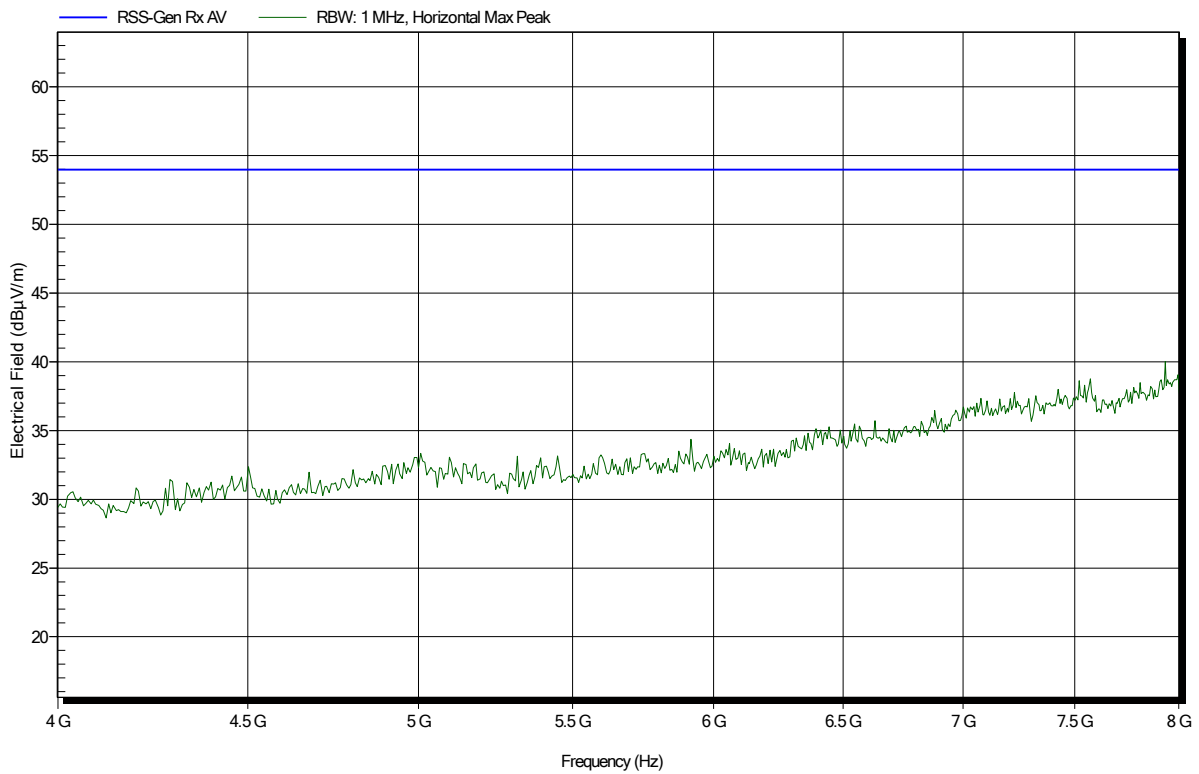


### Spurious emissions according to RSS-Gen

Project number: G0M-2002-8868

Applicant: Kamstrup A/S  
 EUT Name: Meter Transmit Unit  
 Model: Ready MTU  
 Test Site: Eurofins Product Service Germany  
 Operator: Toralf Jahn  
 Test Conditions: Tnom: 24°C, Vnom: 3.6 VDC  
 Antenna: Schwarzbeck BBHA 9120D, Horizontal  
 Measurement distance: 1 m converted to 3m  
 Mode: TX; 915 MHz; rod antenna  
 Test Date: 2020-04-20  
 Note:

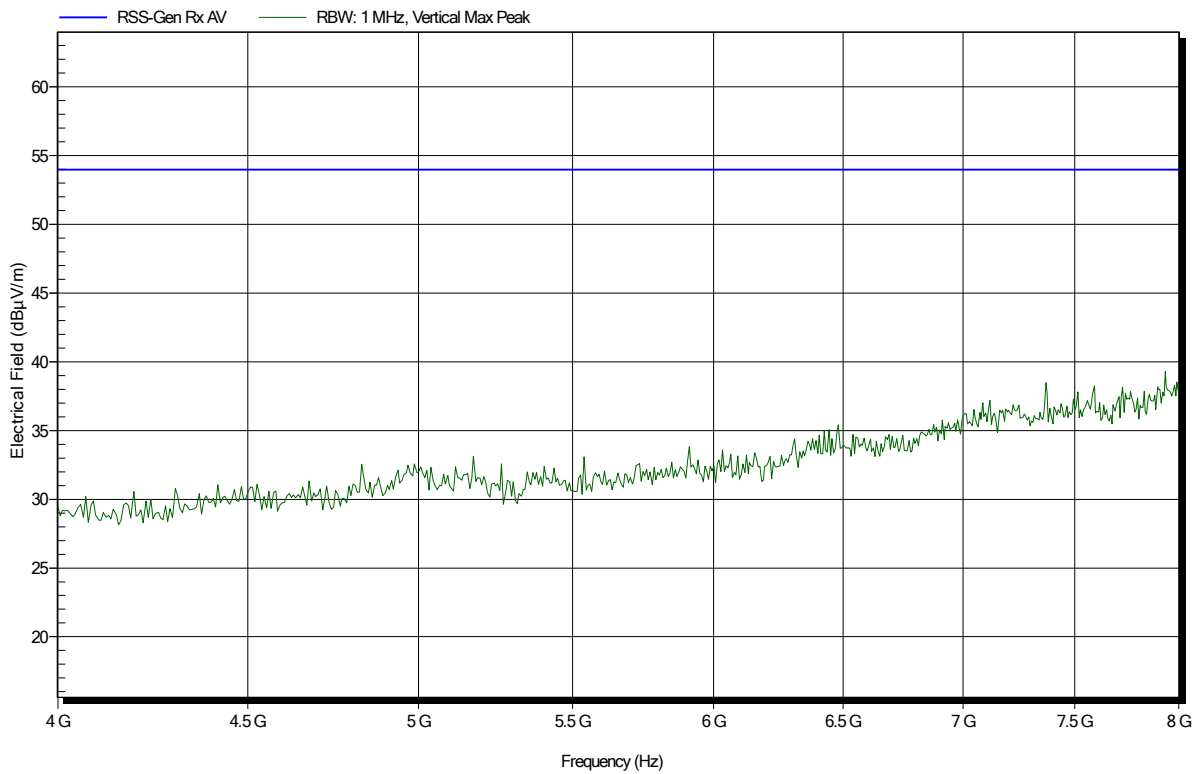
Index 42



**Spurious emissions according to RSS-Gen**

Project number: G0M-2002-8868  
 Applicant: Kamstrup A/S  
 EUT Name: Meter Transmit Unit  
 Model: Ready MTU  
 Test Site: Eurofins Product Service Germany  
 Operator: Toralf Jahn  
 Test Conditions: Tnom: 24°C, Vnom: 3.6 VDC  
 Antenna: Schwarzbeck BBHA 9120D, Vertical  
 Measurement distance: 1 m converted to 3m  
 Mode: TX; 915 MHz; rod antenna  
 Test Date: 2020-04-20  
 Note:

Index 44



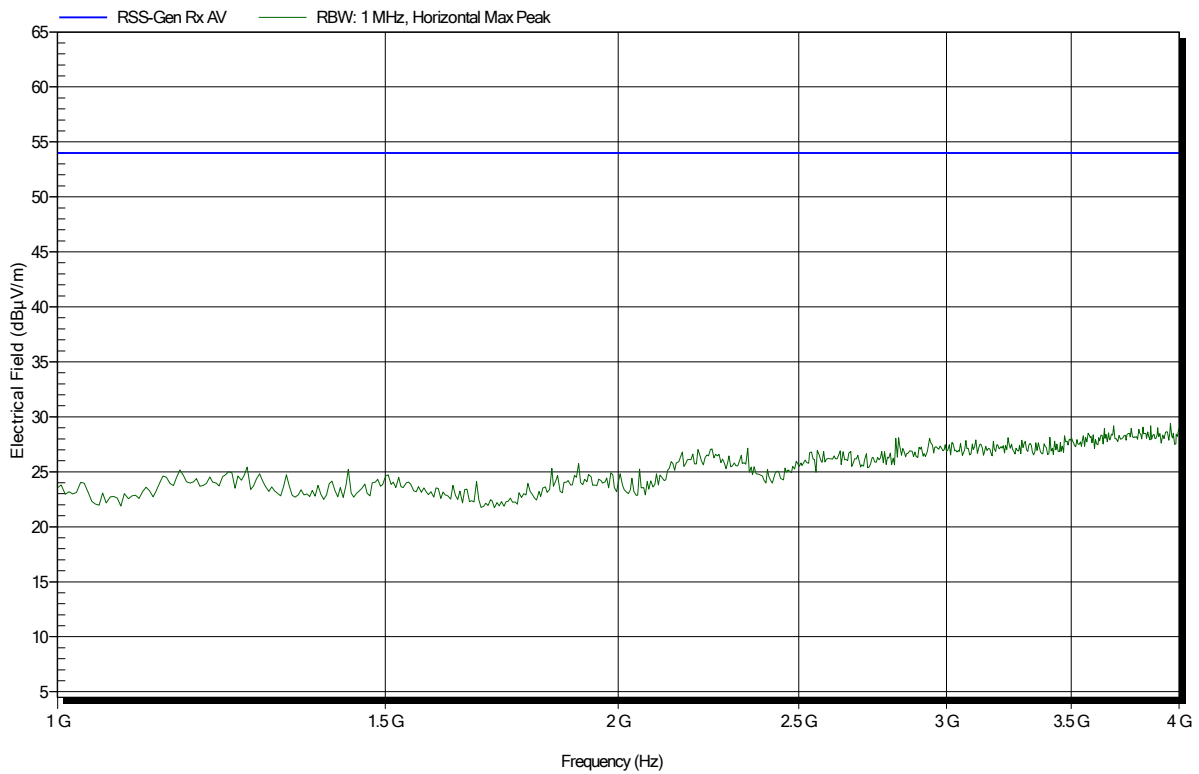


### Spurious emissions according to RSS-Gen

Project number: G0M-2002-8868

Applicant: Kamstrup A/S  
 EUT Name: Meter Transmit Unit  
 Model: Ready MTU  
 Test Site: Eurofins Product Service Germany  
 Operator: Toralf Jahn  
 Test Conditions: Tnom: 24°C, Vnom: 3.6 VDC  
 Antenna: Schwarzbeck BBHA 9120D, Horizontal  
 Measurement distance: 1 m converted to 3m  
 Mode: TX; 915 MHz; wall antenna  
 Test Date: 2020-04-20  
 Note:

Index 37

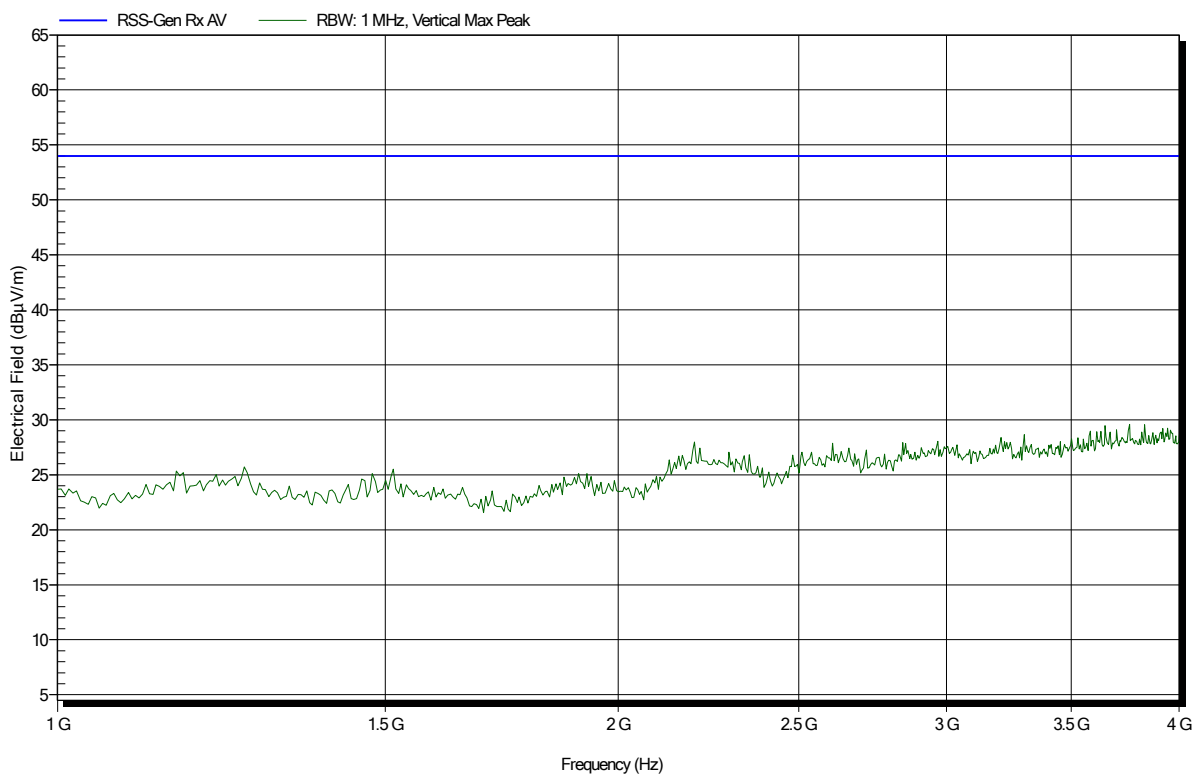


### Spurious emissions according to RSS-Gen

Project number: G0M-2002-8868

Applicant: Kamstrup A/S  
 EUT Name: Meter Transmit Unit  
 Model: Ready MTU  
 Test Site: Eurofins Product Service Germany  
 Operator: Toralf Jahn  
 Test Conditions: Tnom: 24°C, Vnom: 3.6 VDC  
 Antenna: Schwarzbeck BBHA 9120D, Vertical  
 Measurement distance: 1 m converted to 3m  
 Mode: TX; 915 MHz; wall antenna  
 Test Date: 2020-04-20  
 Note:

Index 39

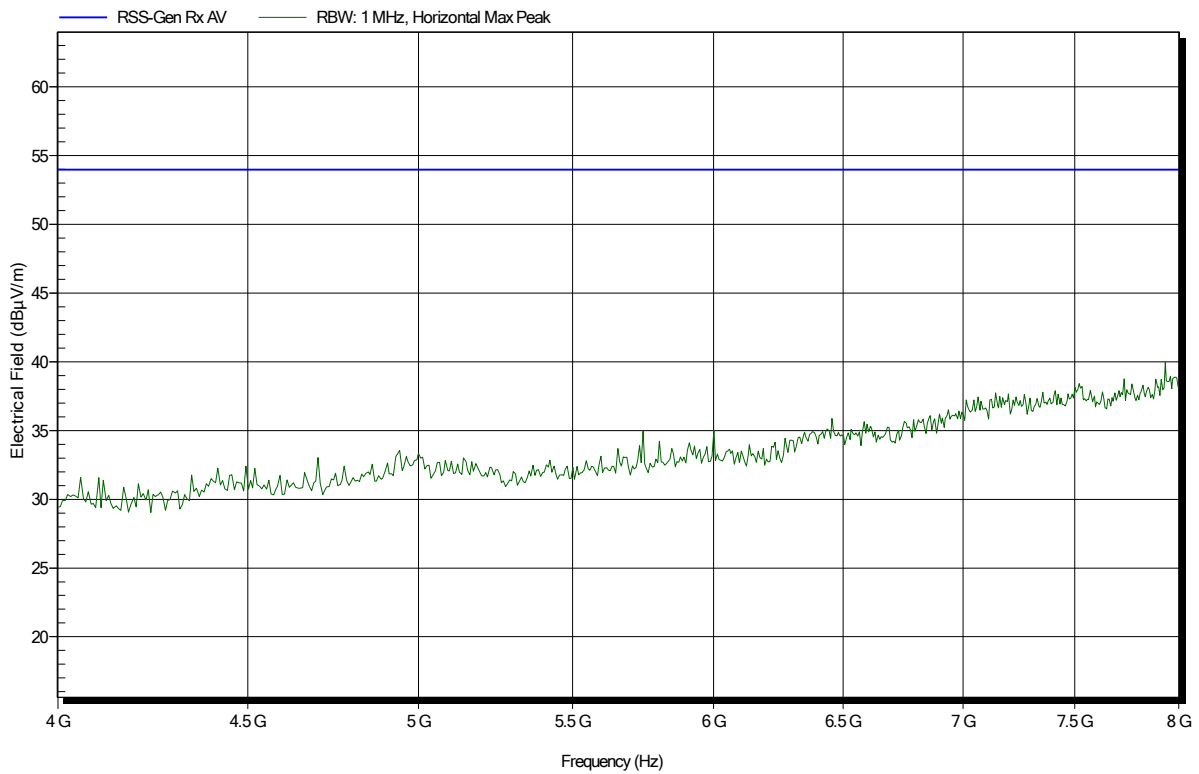


### Spurious emissions according to RSS-Gen

Project number: G0M-2002-8868

Applicant: Kamstrup A/S  
 EUT Name: Meter Transmit Unit  
 Model: Ready MTU  
 Test Site: Eurofins Product Service Germany  
 Operator: Toralf Jahn  
 Test Conditions: Tnom: 24°C, Vnom: 3.6 VDC  
 Antenna: Schwarzbeck BBHA 9120D, Horizontal  
 Measurement distance: 1 m converted to 3m  
 Mode: TX; 915 MHz; wall antenna  
 Test Date: 2020-04-20  
 Note:

Index 38

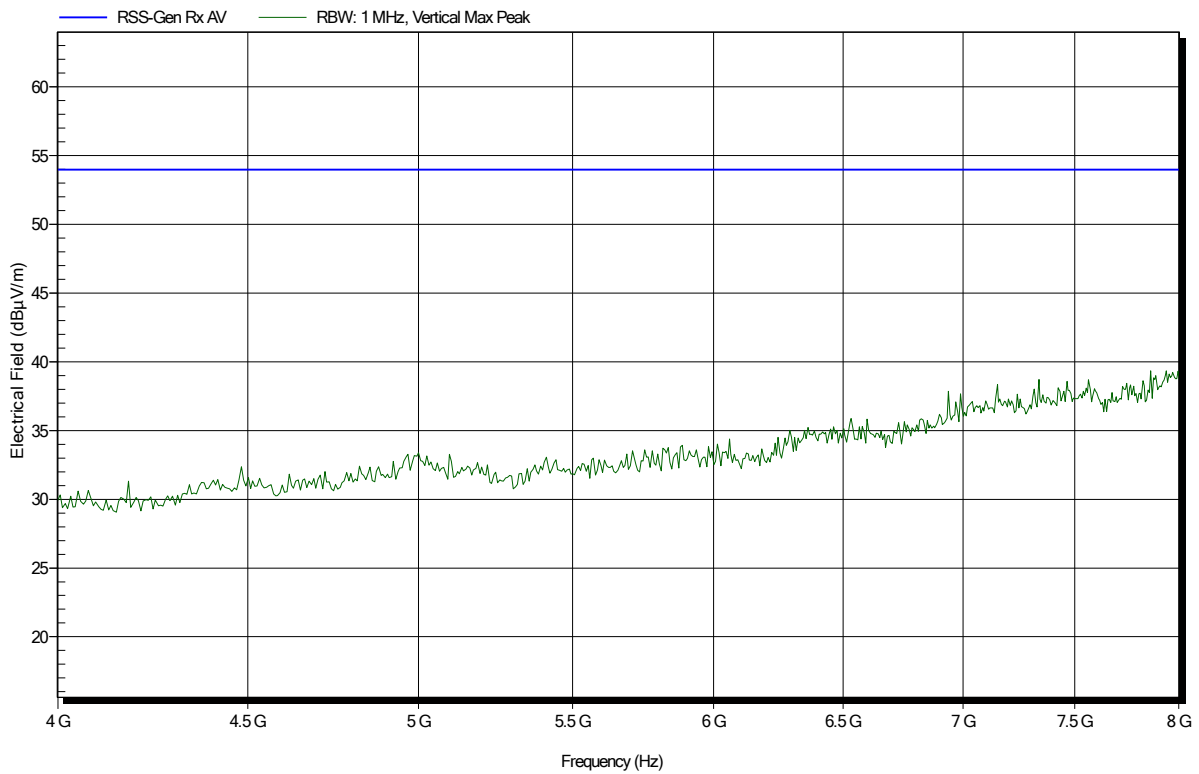


### Spurious emissions according to RSS-Gen

Project number: G0M-2002-8868

Applicant: Kamstrup A/S  
 EUT Name: Meter Transmit Unit  
 Model: Ready MTU  
 Test Site: Eurofins Product Service Germany  
 Operator: Toralf Jahn  
 Test Conditions: Tnom: 24°C, Vnom: 3.6 VDC  
 Antenna: Schwarzbeck BBHA 9120D, Vertical  
 Measurement distance: 1 m converted to 3m  
 Mode: TX; 915 MHz; wall antenna  
 Test Date: 2020-04-20  
 Note:

Index 40

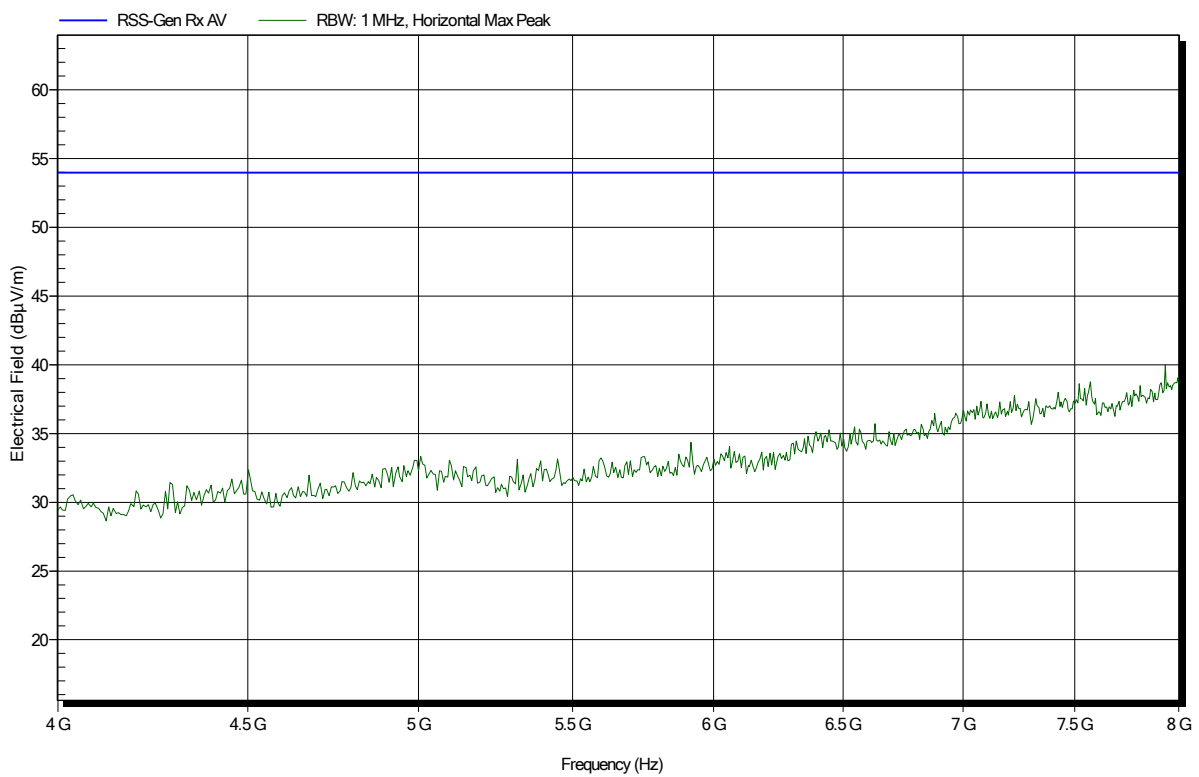


### Spurious emissions according to RSS-Gen

Project number: G0M-2002-8868

Applicant: Kamstrup A/S  
 EUT Name: Meter Transmit Unit  
 Model: Ready MTU  
 Test Site: Eurofins Product Service Germany  
 Operator: Toralf Jahn  
 Test Conditions: Tnom: 24°C, Vnom: 3.6 VDC  
 Antenna: Schwarzbeck BBHA 9120D, Horizontal  
 Measurement distance: 1 m converted to 3m  
 Mode: TX; 915 MHz; rod antenna  
 Test Date: 2020-04-20  
 Note:

Index 42

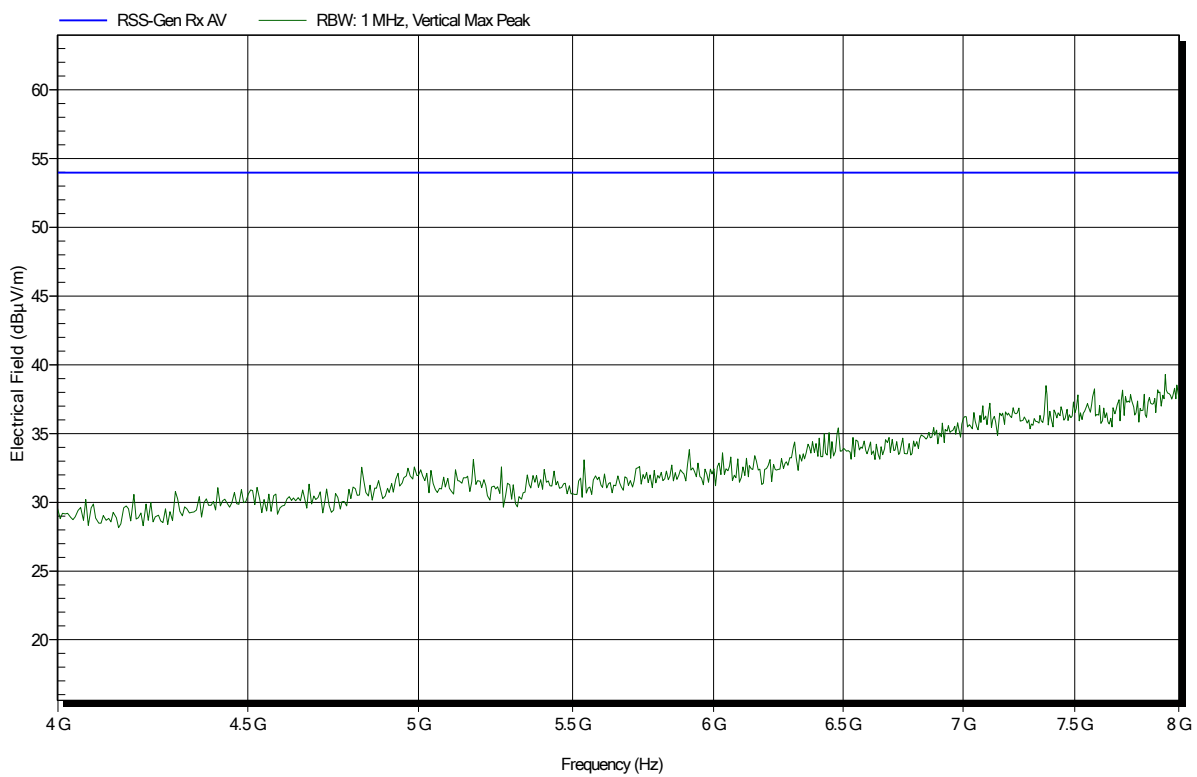


### Spurious emissions according to RSS-Gen

Project number: G0M-2002-8868

Applicant: Kamstrup A/S  
 EUT Name: Meter Transmit Unit  
 Model: Ready MTU  
 Test Site: Eurofins Product Service Germany  
 Operator: Toralf Jahn  
 Test Conditions: Tnom: 24°C, Vnom: 3.6 VDC  
 Antenna: Schwarzbeck BBHA 9120D, Vertical  
 Measurement distance: 1 m converted to 3m  
 Mode: TX; 915 MHz; rod antenna  
 Test Date: 2020-04-20  
 Note:

Index 44

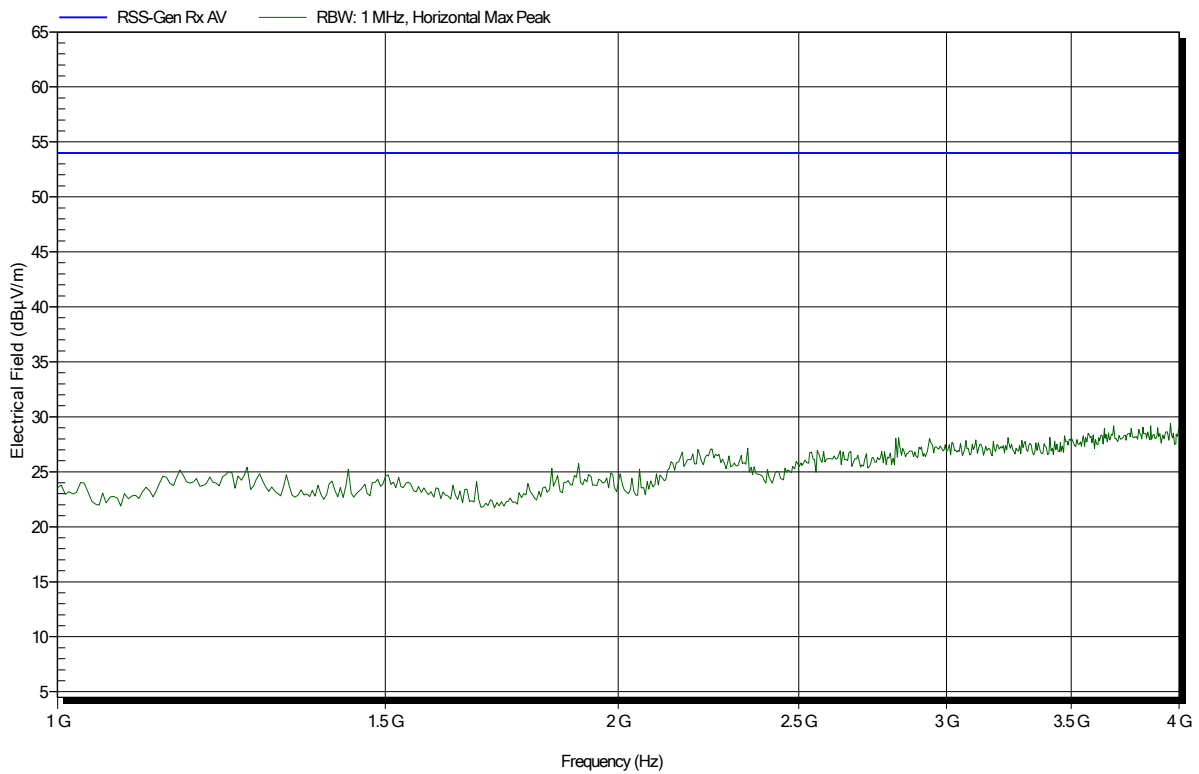


### Spurious emissions according to RSS-Gen

Project number: G0M-2002-8868

Applicant: Kamstrup A/S  
 EUT Name: Meter Transmit Unit  
 Model: Ready MTU  
 Test Site: Eurofins Product Service Germany  
 Operator: Toralf Jahn  
 Test Conditions: Tnom: 24°C, Vnom: 3.6 VDC  
 Antenna: Schwarzbeck BBHA 9120D, Horizontal  
 Measurement distance: 1 m converted to 3m  
 Mode: TX; 915 MHz; wall antenna  
 Test Date: 2020-04-20  
 Note:

Index 37

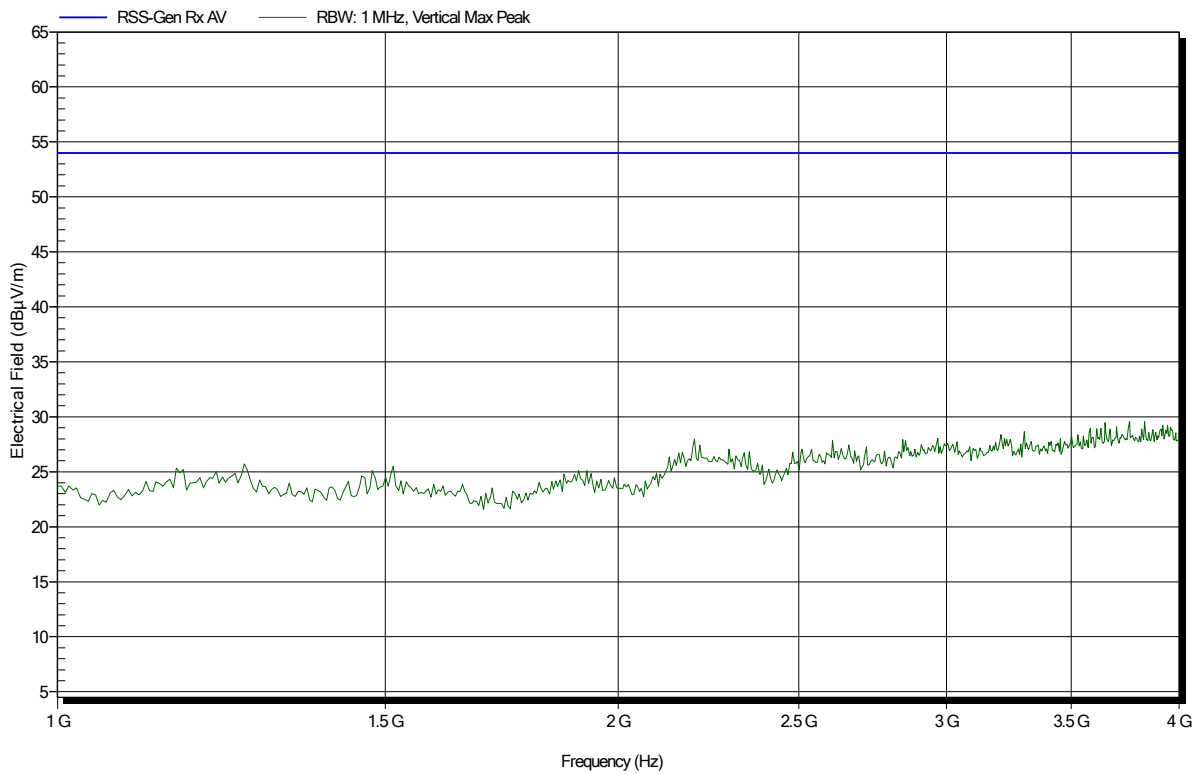


### Spurious emissions according to RSS-Gen

Project number: G0M-2002-8868

Applicant: Kamstrup A/S  
 EUT Name: Meter Transmit Unit  
 Model: Ready MTU  
 Test Site: Eurofins Product Service Germany  
 Operator: Toralf Jahn  
 Test Conditions: Tnom: 24°C, Vnom: 3.6 VDC  
 Antenna: Schwarzbeck BBHA 9120D, Vertical  
 Measurement distance: 1 m converted to 3m  
 Mode: TX; 915 MHz; wall antenna  
 Test Date: 2020-04-20  
 Note:

Index 39



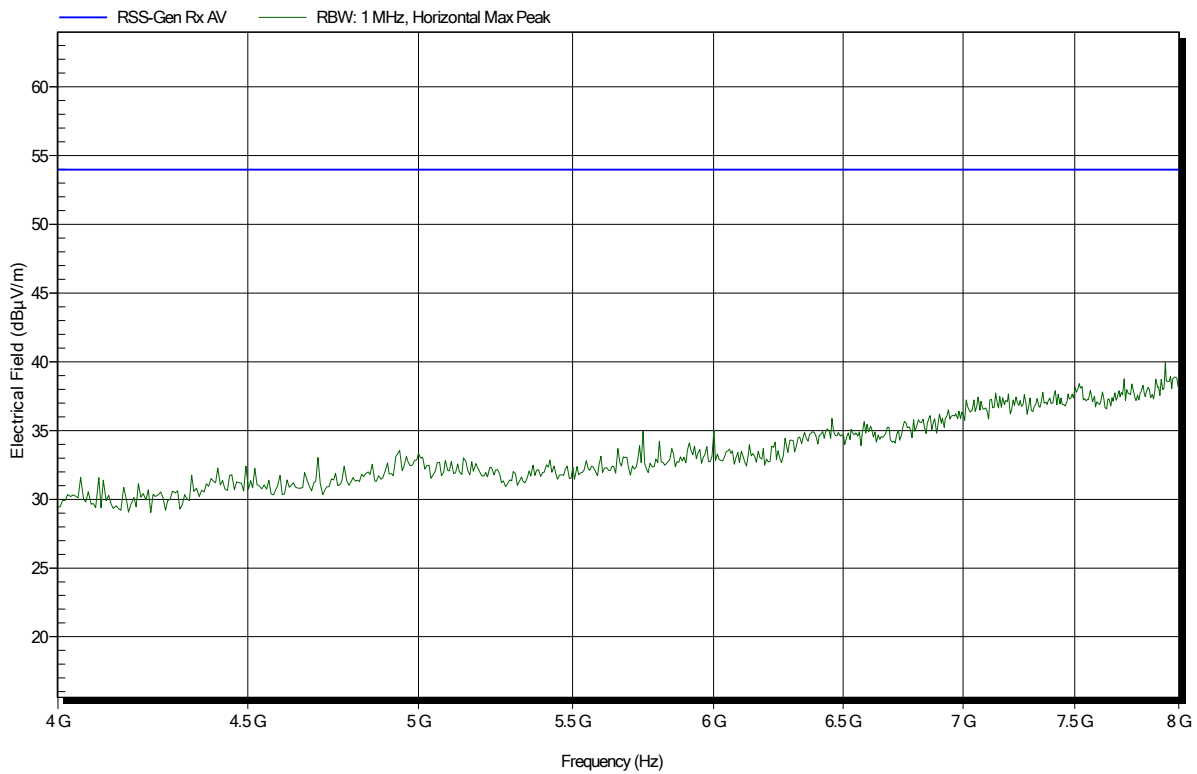


### Spurious emissions according to RSS-Gen

Project number: G0M-2002-8868

Applicant: Kamstrup A/S  
 EUT Name: Meter Transmit Unit  
 Model: Ready MTU  
 Test Site: Eurofins Product Service Germany  
 Operator: Toralf Jahn  
 Test Conditions: Tnom: 24°C, Vnom: 3.6 VDC  
 Antenna: Schwarzbeck BBHA 9120D, Horizontal  
 Measurement distance: 1 m converted to 3m  
 Mode: TX; 915 MHz; wall antenna  
 Test Date: 2020-04-20  
 Note:

Index 38

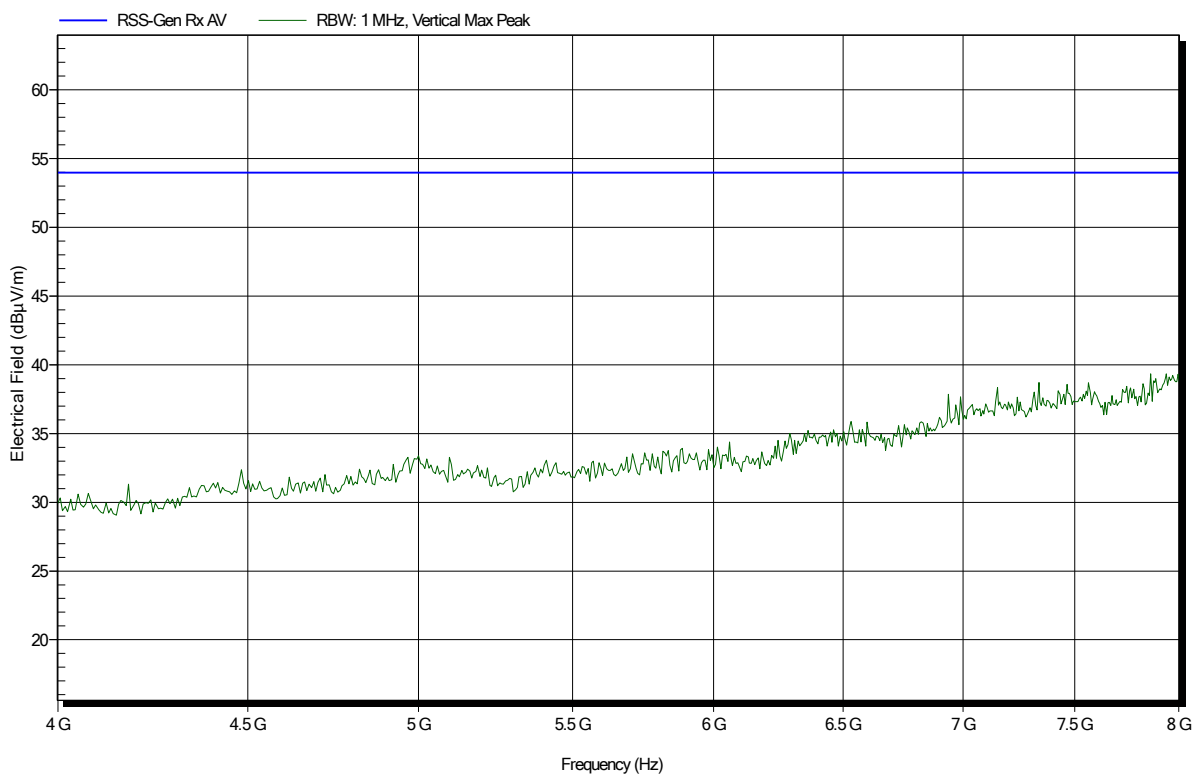


### Spurious emissions according to RSS-Gen

Project number: G0M-2002-8868

Applicant: Kamstrup A/S  
 EUT Name: Meter Transmit Unit  
 Model: Ready MTU  
 Test Site: Eurofins Product Service Germany  
 Operator: Toralf Jahn  
 Test Conditions: Tnom: 24°C, Vnom: 3.6 VDC  
 Antenna: Schwarzbeck BBHA 9120D, Vertical  
 Measurement distance: 1 m converted to 3m  
 Mode: TX; 915 MHz; wall antenna  
 Test Date: 2020-04-20  
 Note:

Index 40

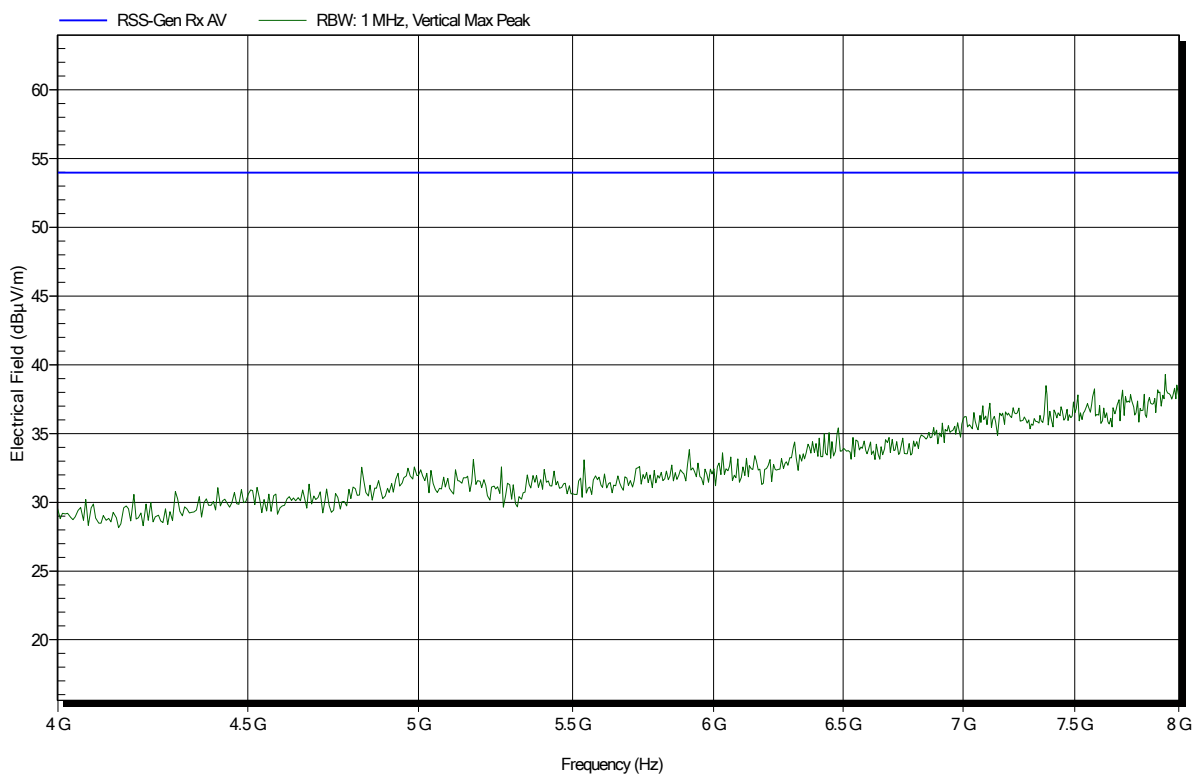


### Spurious emissions according to RSS-Gen

Project number: G0M-2002-8868

Applicant: Kamstrup A/S  
 EUT Name: Meter Transmit Unit  
 Model: Ready MTU  
 Test Site: Eurofins Product Service Germany  
 Operator: Toralf Jahn  
 Test Conditions: Tnom: 24°C, Vnom: 3.6 VDC  
 Antenna: Schwarzbeck BBHA 9120D, Vertical  
 Measurement distance: 1 m converted to 3m  
 Mode: TX; 915 MHz; rod antenna  
 Test Date: 2020-04-20  
 Note:

Index 44

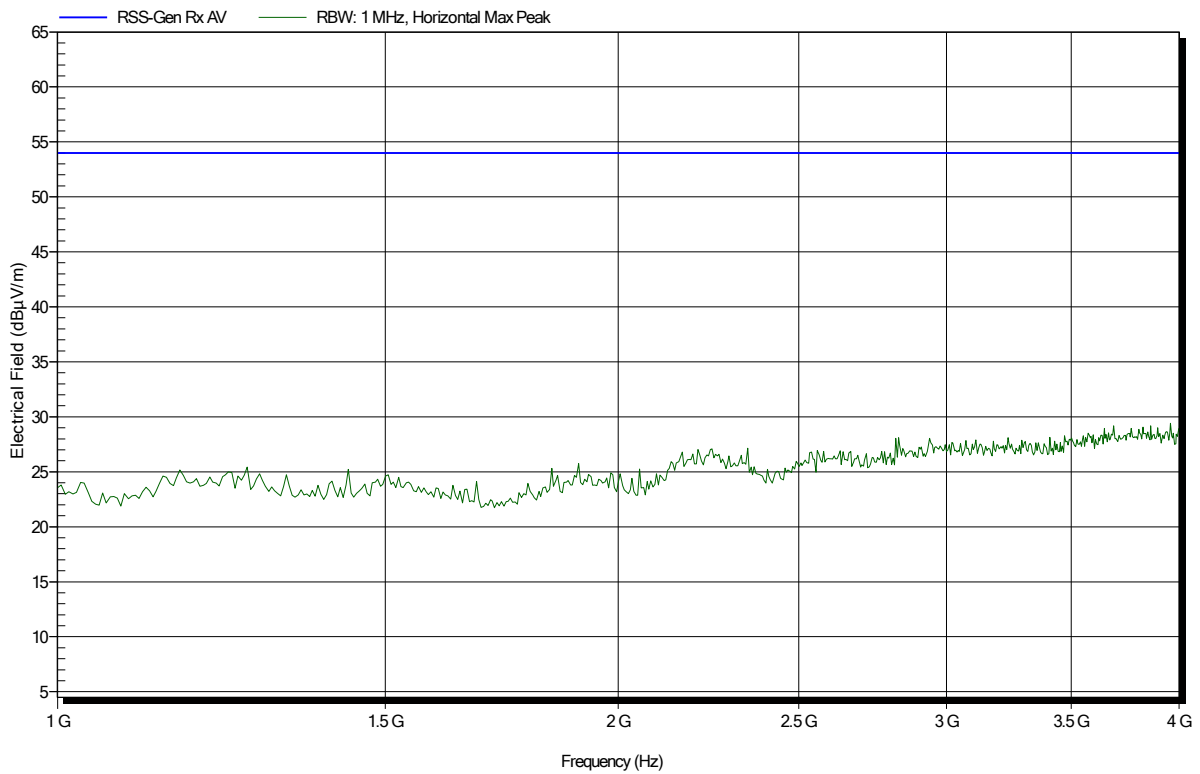


### Spurious emissions according to RSS-Gen

Project number: G0M-2002-8868

Applicant: Kamstrup A/S  
 EUT Name: Meter Transmit Unit  
 Model: Ready MTU  
 Test Site: Eurofins Product Service Germany  
 Operator: Toralf Jahn  
 Test Conditions: Tnom: 24°C, Vnom: 3.6 VDC  
 Antenna: Schwarzbeck BBHA 9120D, Horizontal  
 Measurement distance: 1 m converted to 3m  
 Mode: TX; 915 MHz; wall antenna  
 Test Date: 2020-04-20  
 Note:

Index 37

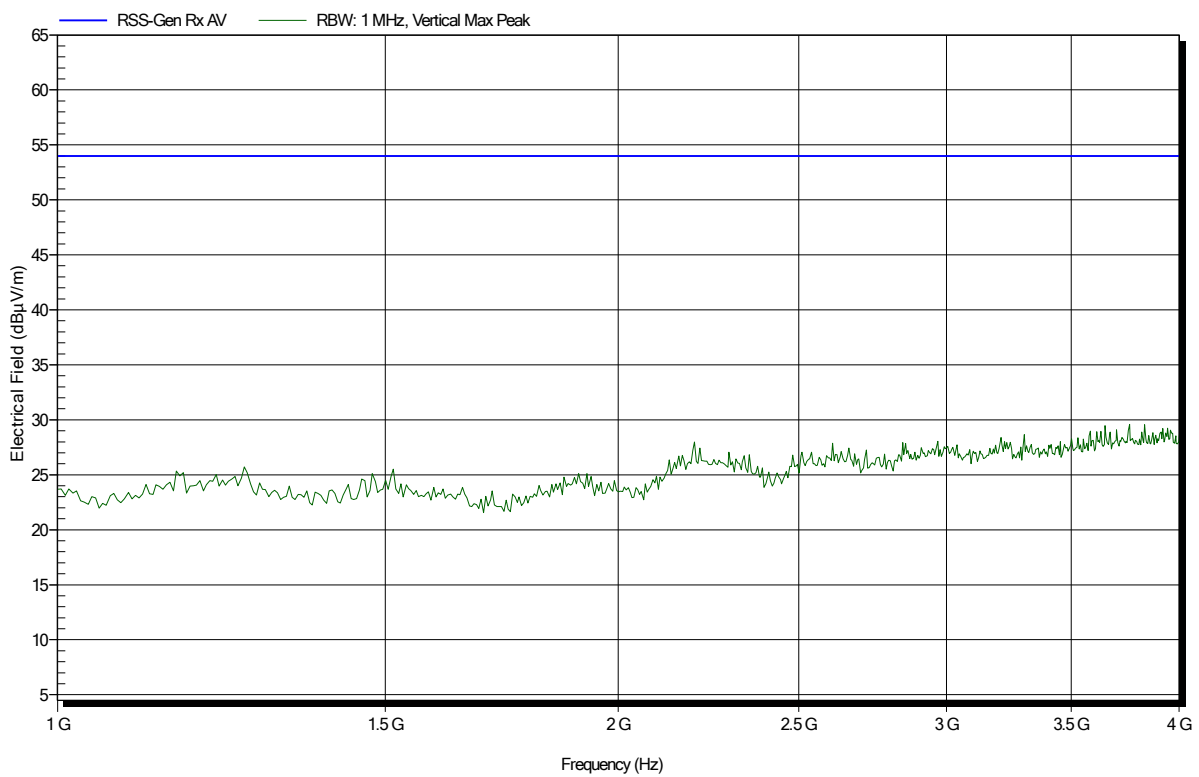


### Spurious emissions according to RSS-Gen

Project number: G0M-2002-8868

Applicant: Kamstrup A/S  
 EUT Name: Meter Transmit Unit  
 Model: Ready MTU  
 Test Site: Eurofins Product Service Germany  
 Operator: Toralf Jahn  
 Test Conditions: Tnom: 24°C, Vnom: 3.6 VDC  
 Antenna: Schwarzbeck BBHA 9120D, Vertical  
 Measurement distance: 1 m converted to 3m  
 Mode: TX; 915 MHz; wall antenna  
 Test Date: 2020-04-20  
 Note:

Index 39

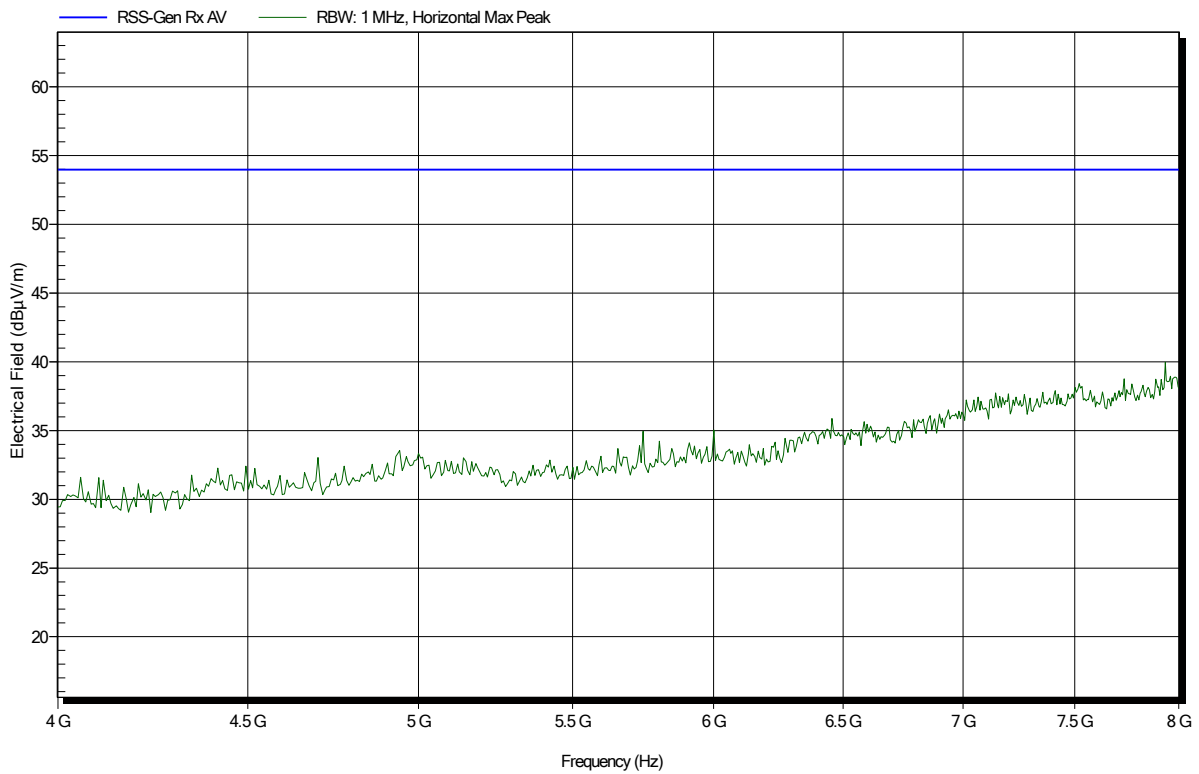


### Spurious emissions according to RSS-Gen

Project number: G0M-2002-8868

Applicant: Kamstrup A/S  
 EUT Name: Meter Transmit Unit  
 Model: Ready MTU  
 Test Site: Eurofins Product Service Germany  
 Operator: Toralf Jahn  
 Test Conditions: Tnom: 24°C, Vnom: 3.6 VDC  
 Antenna: Schwarzbeck BBHA 9120D, Horizontal  
 Measurement distance: 1 m converted to 3m  
 Mode: TX; 915 MHz; wall antenna  
 Test Date: 2020-04-20  
 Note:

Index 38

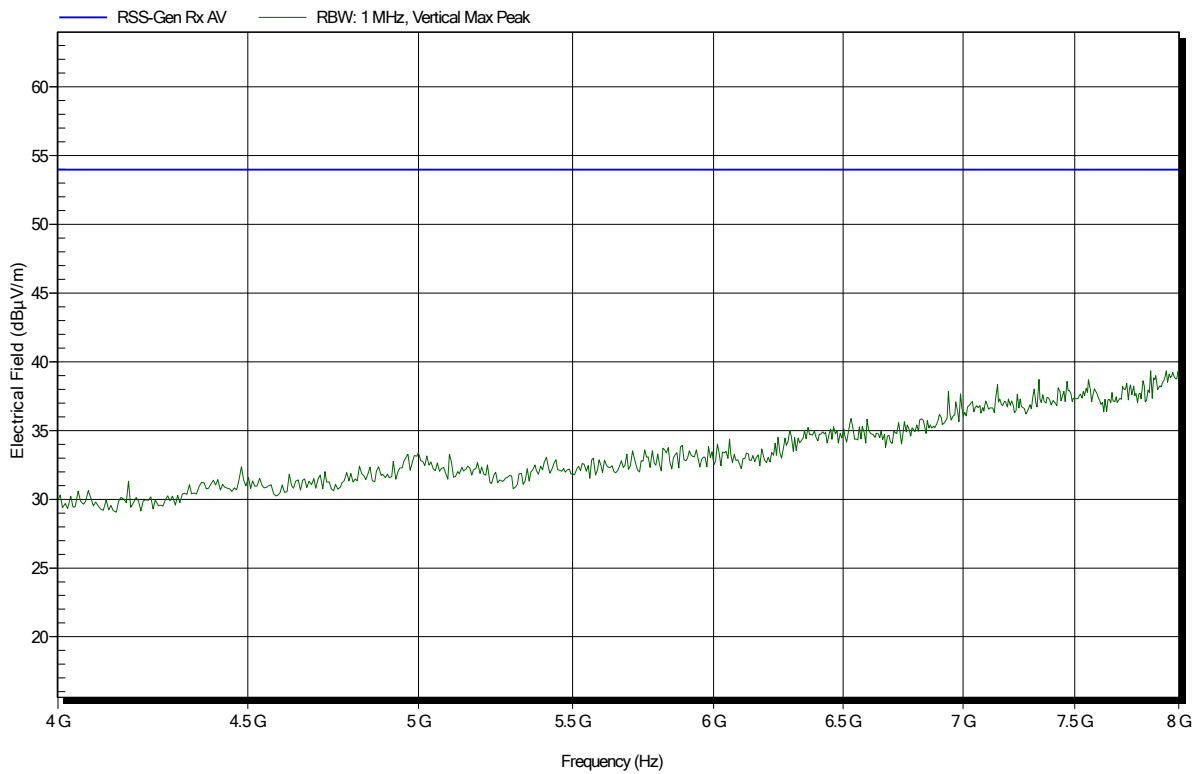


### Spurious emissions according to RSS-Gen

Project number: G0M-2002-8868

Applicant: Kamstrup A/S  
 EUT Name: Meter Transmit Unit  
 Model: Ready MTU  
 Test Site: Eurofins Product Service Germany  
 Operator: Toralf Jahn  
 Test Conditions: Tnom: 24°C, Vnom: 3.6 VDC  
 Antenna: Schwarzbeck BBHA 9120D, Vertical  
 Measurement distance: 1 m converted to 3m  
 Mode: TX; 915 MHz; wall antenna  
 Test Date: 2020-04-20  
 Note:

Index 40

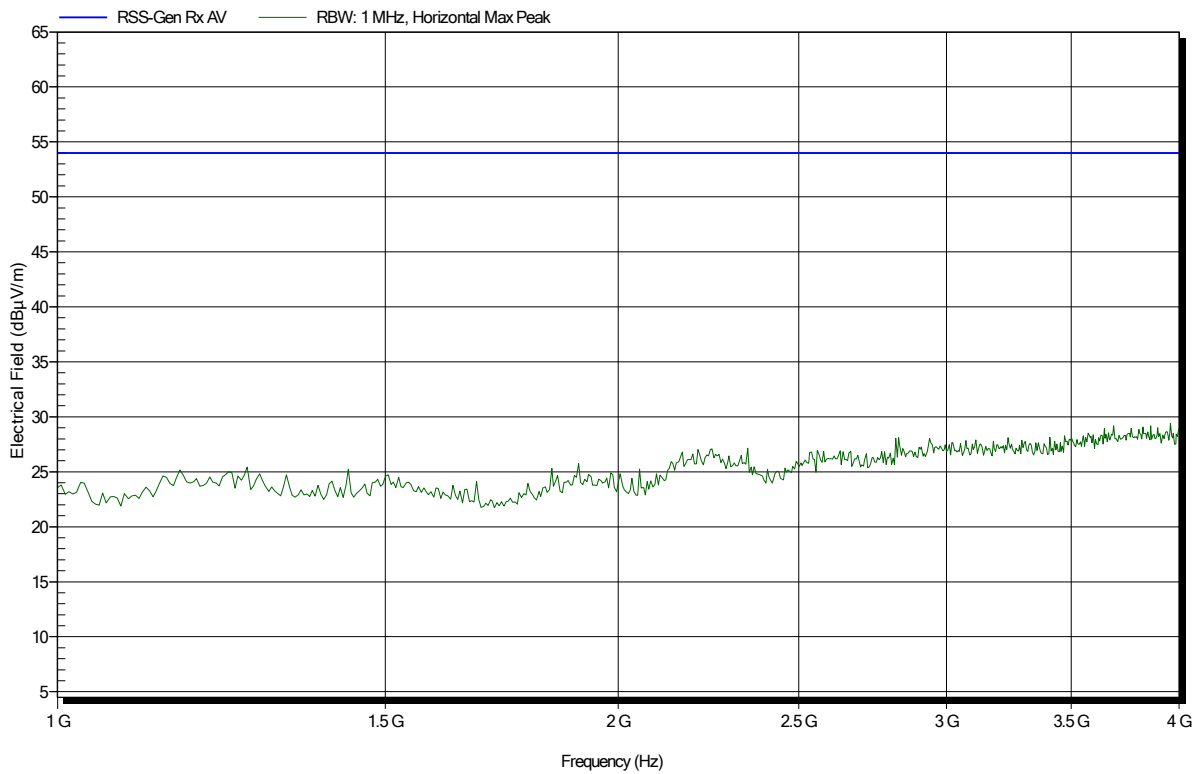


### Spurious emissions according to RSS-Gen

Project number: G0M-2002-8868

Applicant: Kamstrup A/S  
 EUT Name: Meter Transmit Unit  
 Model: Ready MTU  
 Test Site: Eurofins Product Service Germany  
 Operator: Toralf Jahn  
 Test Conditions: Tnom: 24°C, Vnom: 3.6 VDC  
 Antenna: Schwarzbeck BBHA 9120D, Horizontal  
 Measurement distance: 1 m converted to 3m  
 Mode: TX; 915 MHz; wall antenna  
 Test Date: 2020-04-20  
 Note:

Index 37



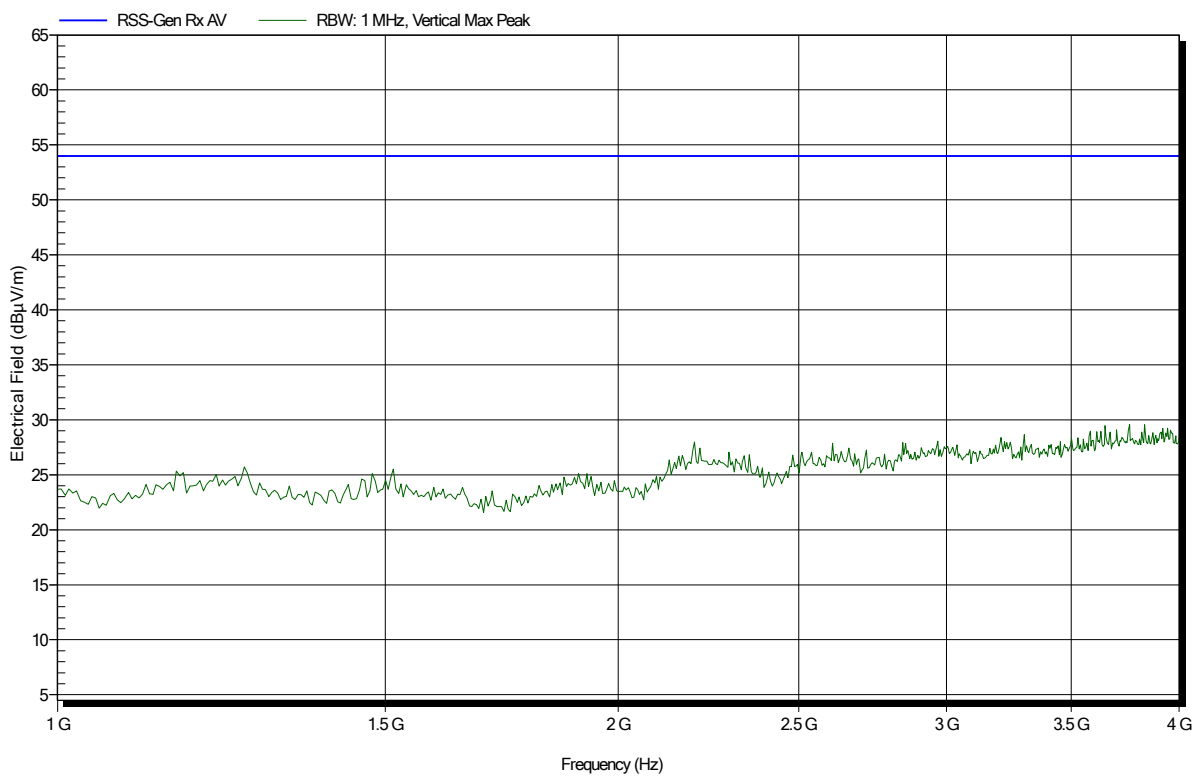


### Spurious emissions according to RSS-Gen

Project number: G0M-2002-8868

Applicant: Kamstrup A/S  
 EUT Name: Meter Transmit Unit  
 Model: Ready MTU  
 Test Site: Eurofins Product Service Germany  
 Operator: Toralf Jahn  
 Test Conditions: Tnom: 24°C, Vnom: 3.6 VDC  
 Antenna: Schwarzbeck BBHA 9120D, Vertical  
 Measurement distance: 1 m converted to 3m  
 Mode: TX; 915 MHz; wall antenna  
 Test Date: 2020-04-20  
 Note:

Index 39

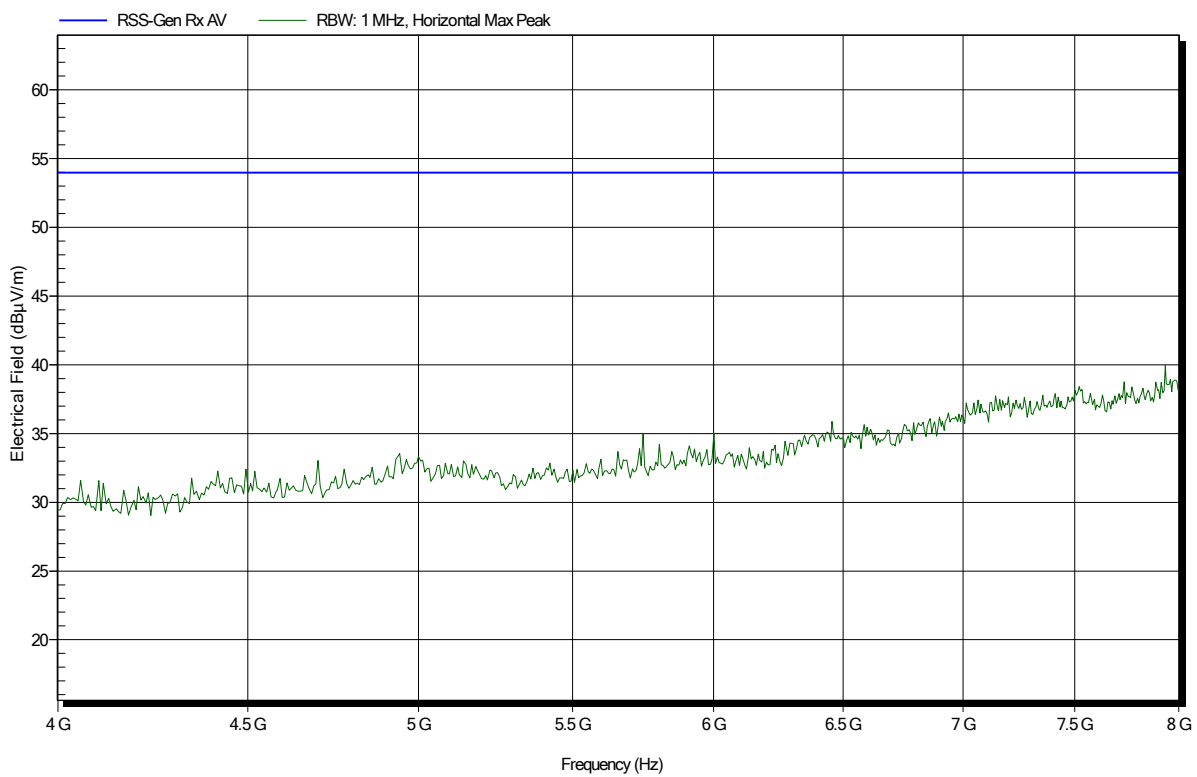


### Spurious emissions according to RSS-Gen

Project number: G0M-2002-8868

Applicant: Kamstrup A/S  
 EUT Name: Meter Transmit Unit  
 Model: Ready MTU  
 Test Site: Eurofins Product Service Germany  
 Operator: Toralf Jahn  
 Test Conditions: Tnom: 24°C, Vnom: 3.6 VDC  
 Antenna: Schwarzbeck BBHA 9120D, Horizontal  
 Measurement distance: 1 m converted to 3m  
 Mode: TX; 915 MHz; wall antenna  
 Test Date: 2020-04-20  
 Note:

Index 38

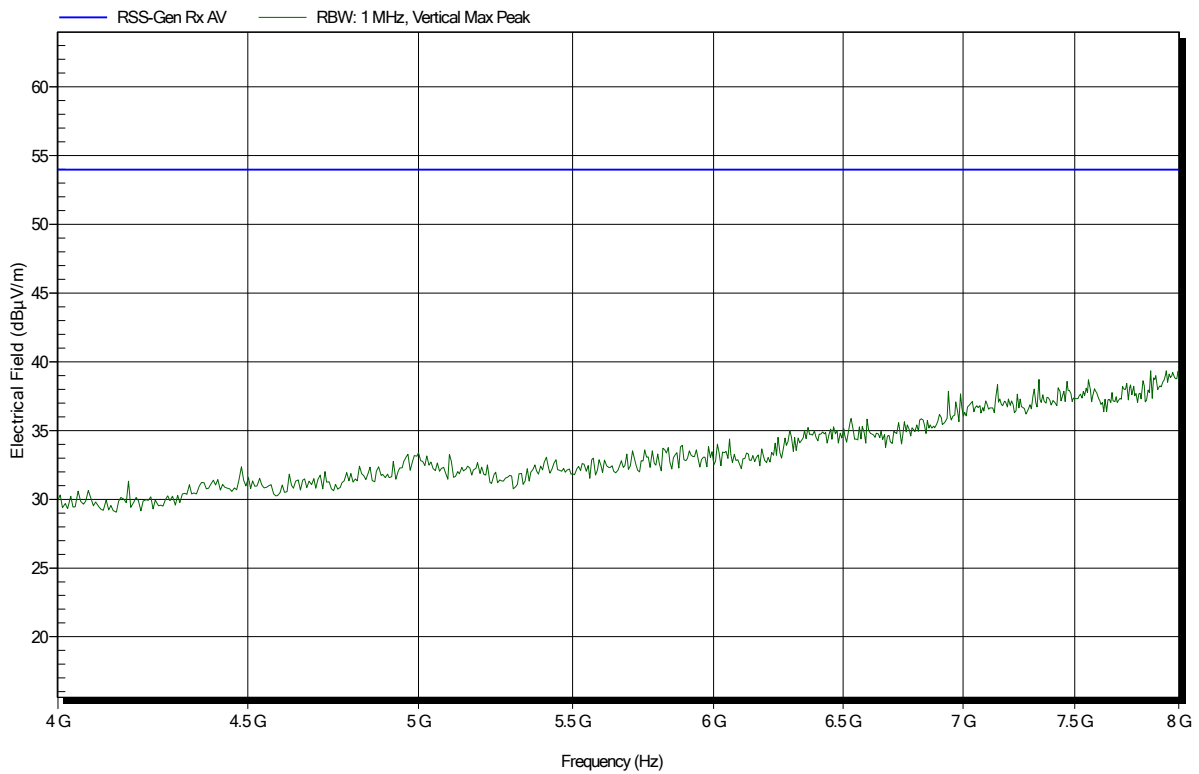


### Spurious emissions according to RSS-Gen

Project number: G0M-2002-8868

Applicant: Kamstrup A/S  
 EUT Name: Meter Transmit Unit  
 Model: Ready MTU  
 Test Site: Eurofins Product Service Germany  
 Operator: Toralf Jahn  
 Test Conditions: Tnom: 24°C, Vnom: 3.6 VDC  
 Antenna: Schwarzbeck BBHA 9120D, Vertical  
 Measurement distance: 1 m converted to 3m  
 Mode: TX; 915 MHz; wall antenna  
 Test Date: 2020-04-20  
 Note:

Index 40

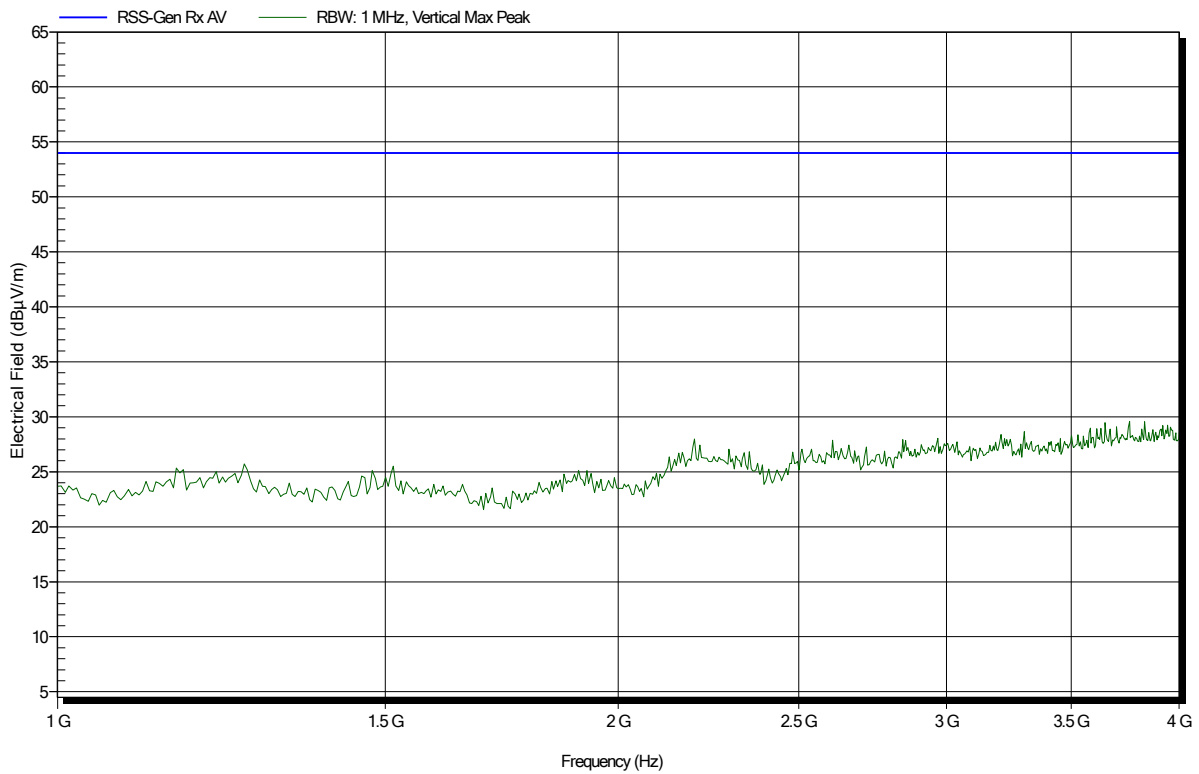


### Spurious emissions according to RSS-Gen

Project number: G0M-2002-8868

Applicant: Kamstrup A/S  
 EUT Name: Meter Transmit Unit  
 Model: Ready MTU  
 Test Site: Eurofins Product Service Germany  
 Operator: Toralf Jahn  
 Test Conditions: Tnom: 24°C, Vnom: 3.6 VDC  
 Antenna: Schwarzbeck BBHA 9120D, Vertical  
 Measurement distance: 1 m converted to 3m  
 Mode: TX; 915 MHz; wall antenna  
 Test Date: 2020-04-20  
 Note:

Index 39

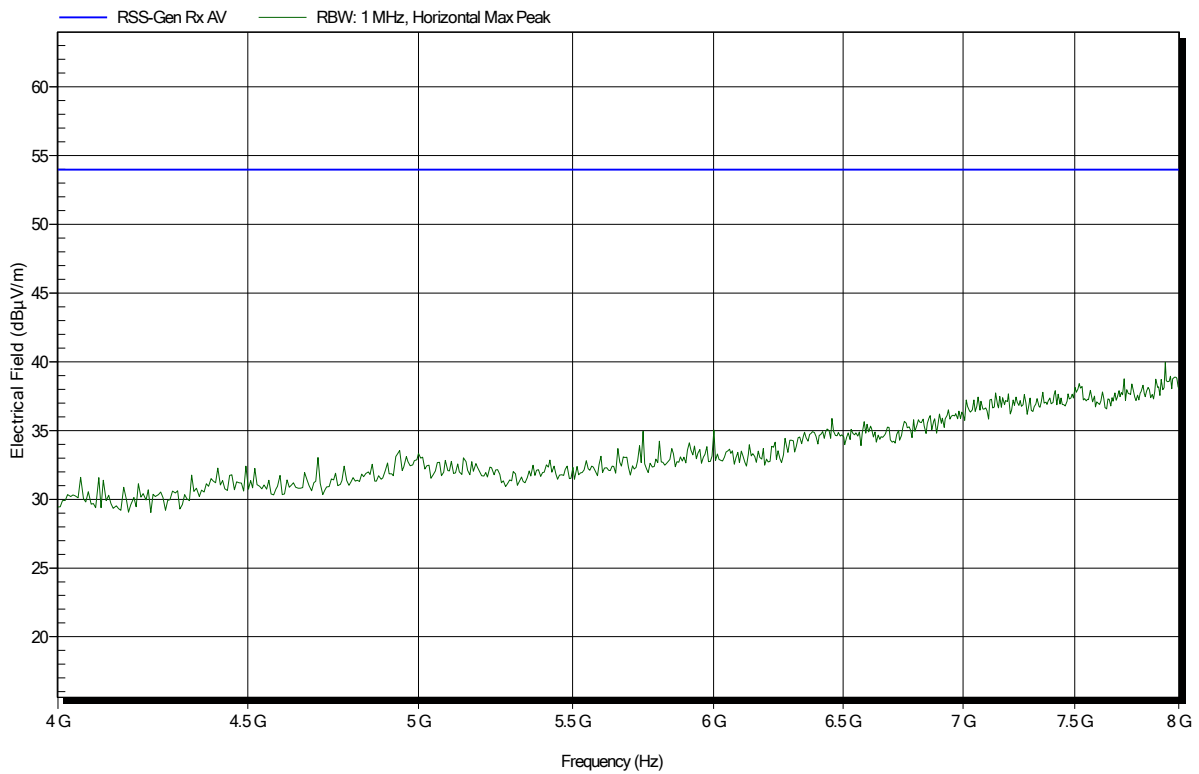


### Spurious emissions according to RSS-Gen

Project number: G0M-2002-8868

Applicant: Kamstrup A/S  
 EUT Name: Meter Transmit Unit  
 Model: Ready MTU  
 Test Site: Eurofins Product Service Germany  
 Operator: Toralf Jahn  
 Test Conditions: Tnom: 24°C, Vnom: 3.6 VDC  
 Antenna: Schwarzbeck BBHA 9120D, Horizontal  
 Measurement distance: 1 m converted to 3m  
 Mode: TX; 915 MHz; wall antenna  
 Test Date: 2020-04-20  
 Note:

Index 38

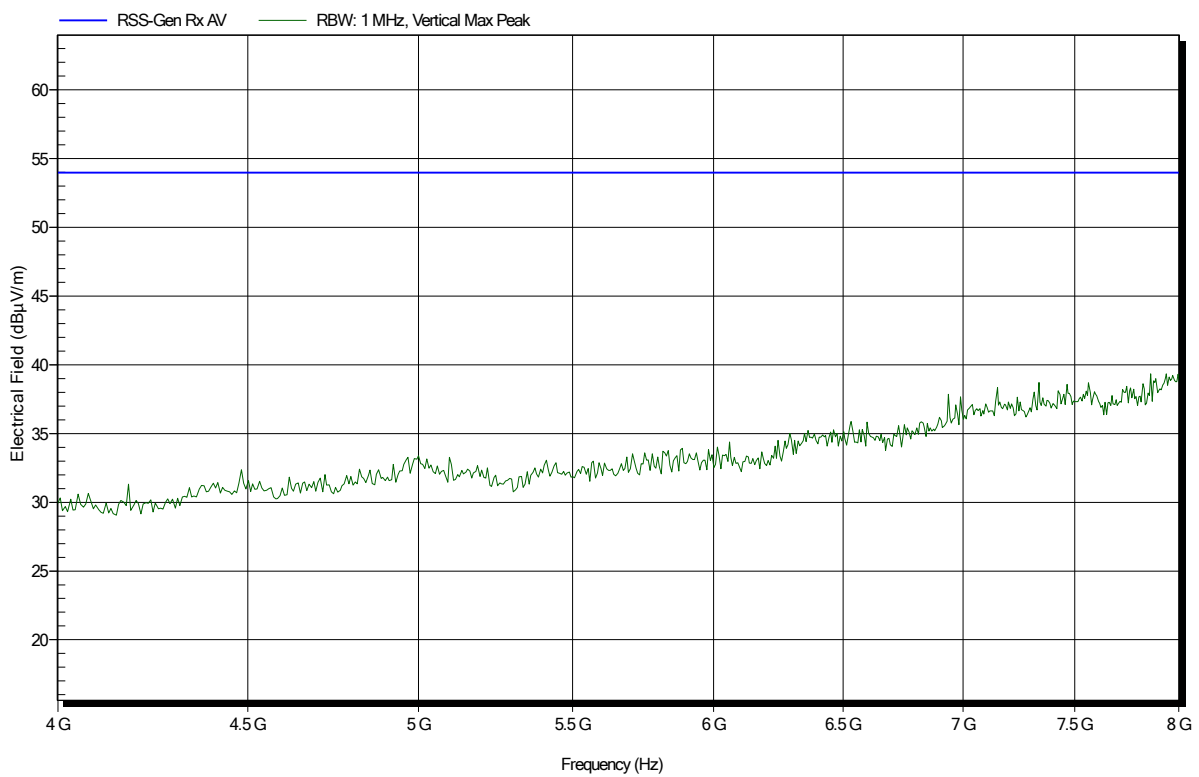


### Spurious emissions according to RSS-Gen

Project number: G0M-2002-8868

Applicant: Kamstrup A/S  
 EUT Name: Meter Transmit Unit  
 Model: Ready MTU  
 Test Site: Eurofins Product Service Germany  
 Operator: Toralf Jahn  
 Test Conditions: Tnom: 24°C, Vnom: 3.6 VDC  
 Antenna: Schwarzbeck BBHA 9120D, Vertical  
 Measurement distance: 1 m converted to 3m  
 Mode: TX; 915 MHz; wall antenna  
 Test Date: 2020-04-20  
 Note:

Index 40

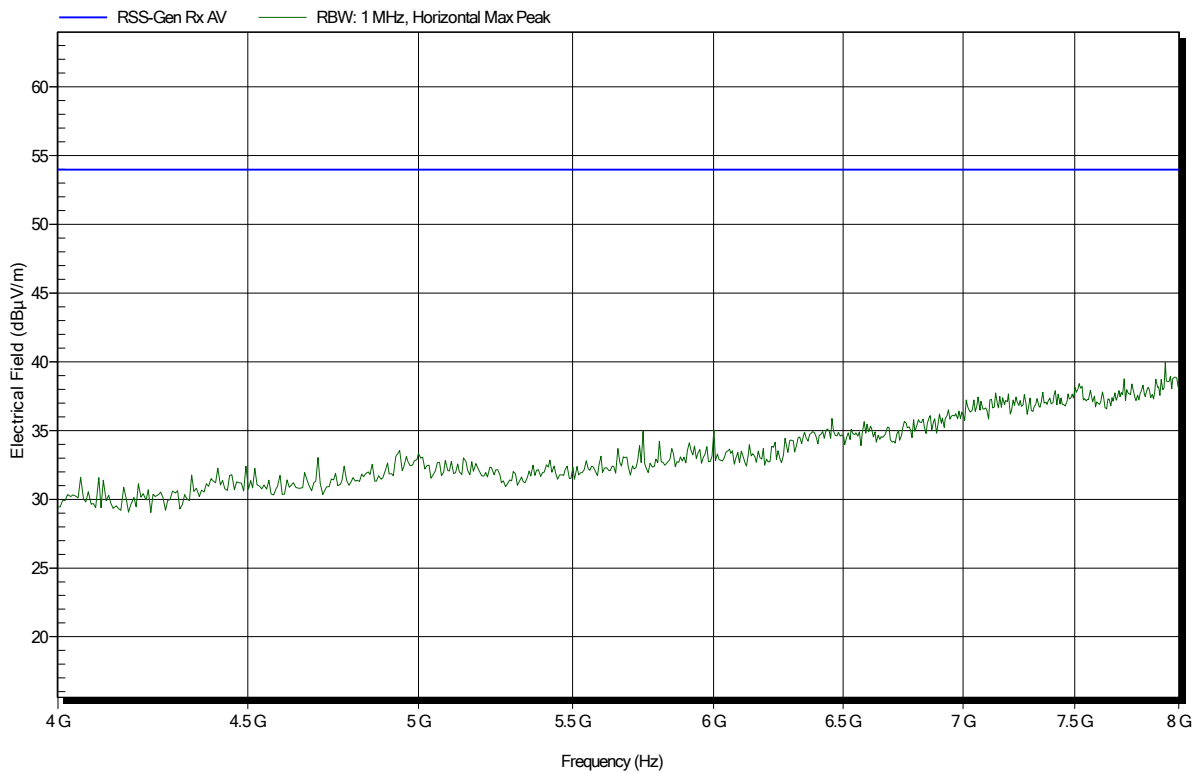


**Spurious emissions according to RSS-Gen**

Project number: G0M-2002-8868

Applicant: Kamstrup A/S  
 EUT Name: Meter Transmit Unit  
 Model: Ready MTU  
 Test Site: Eurofins Product Service Germany  
 Operator: Toralf Jahn  
 Test Conditions: Tnom: 24°C, Vnom: 3.6 VDC  
 Antenna: Schwarzbeck BBHA 9120D, Horizontal  
 Measurement distance: 1 m converted to 3m  
 Mode: TX; 915 MHz; wall antenna  
 Test Date: 2020-04-20  
 Note:

Index 38

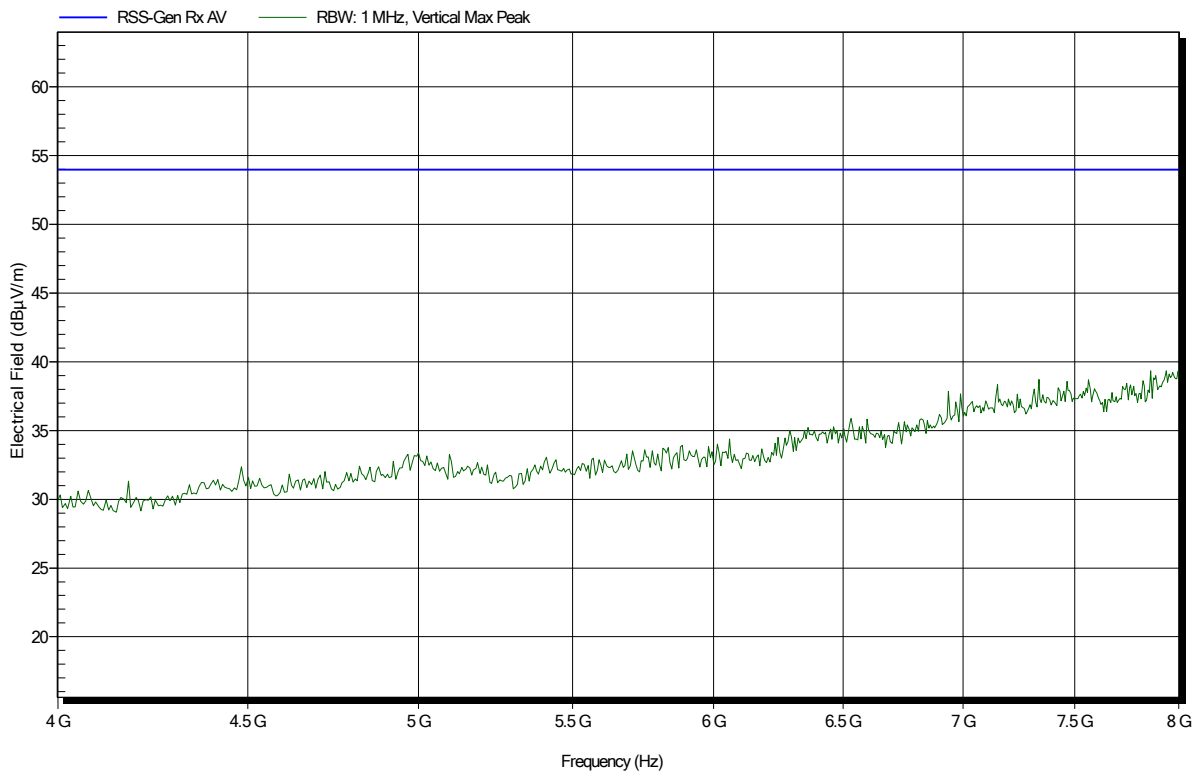


### Spurious emissions according to RSS-Gen

Project number: G0M-2002-8868

Applicant: Kamstrup A/S  
 EUT Name: Meter Transmit Unit  
 Model: Ready MTU  
 Test Site: Eurofins Product Service Germany  
 Operator: Toralf Jahn  
 Test Conditions: Tnom: 24°C, Vnom: 3.6 VDC  
 Antenna: Schwarzbeck BBHA 9120D, Vertical  
 Measurement distance: 1 m converted to 3m  
 Mode: TX; 915 MHz; wall antenna  
 Test Date: 2020-04-20  
 Note:

Index 40





**Spurious emissions according to RSS-Gen**

Project number: G0M-2002-8868  
 Applicant: Kamstrup A/S  
 EUT Name: Meter Transmit Unit  
 Model: Ready MTU  
 Test Site: Eurofins Product Service Germany  
 Operator: Toralf Jahn  
 Test Conditions: Tnom: 24°C, Vnom: 3.6 VDC  
 Antenna: Schwarzbeck BBHA 9120D, Vertical  
 Measurement distance: 1 m converted to 3m  
 Mode: TX; 915 MHz; wall antenna  
 Test Date: 2020-04-20  
 Note:

Index 40

