

Kamstrup A/S
 Industrivej 28
 DK-8660 Skanderborg

T: +45 89 93 10 00
 F: +45 89 93 10 01
 E: info@kamstrup.com
 VAT no. 21248118

23 January 2017

Declaration concerning Antenna Specification

It is hereby declared that the product

Model No.: READY Converter
 FCC ID: OUY-READYAMR3

fulfills the requirement in FCC test relating to the antenna type.

The device specified above confirms to the FCC recommendations for external antenna type described below:

- Walk by configuration
- Drive by configuration (with standard configuration and improved cable loss)

Model No. of antenna for the walk by configuration:

- Whip antenna, (1/2 wave)

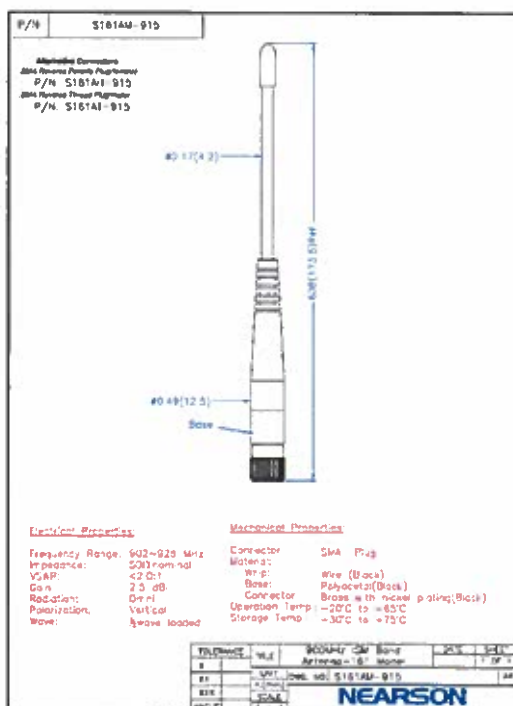
Type of antenna: has unique connector (i.e. reverse polarity SMA)

Gain of the antenna: 2.5 dBi

Frequency range: 902-928 MHz

Supplier : Laird technology / Nearson.

Whip antenna



Model No. of antenna for the drive by configuration:

- Customized version of Smarteq MidiMag magnet mount antenna base with a 3.6 meter RG174 cable with RP SMA male to the transmitter and FME connection for a whip antenna.
- Smarteq RA 3146.03, product number 3146.03.00.00, 872-960 MHz whip glued with permanent glue (loctide) to the Smarteq MidiMag base on the FME connector

Type of antenna: has unique connector (i.e. reverse polarity SMA)

Gain of the antenna: 5.15 dBi (3 dBd reported by the supplier + 2.15 dBi for a lossless dipole antenna)

Frequency range: 872-960 MHz



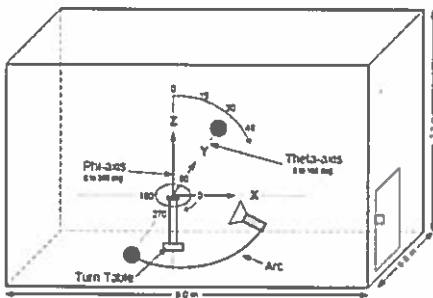
Smarteq midimag magnet mount antenna base



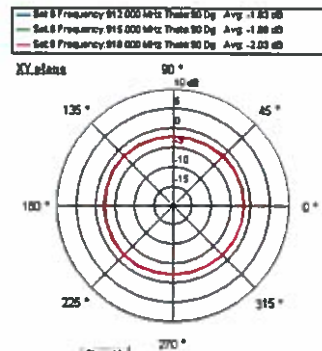
Smarteq RA 3146.03



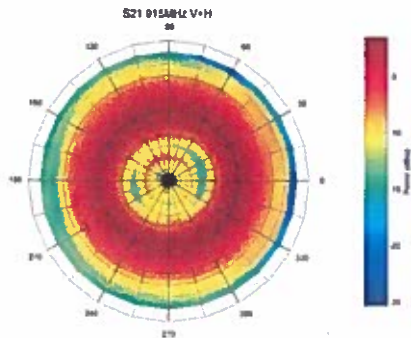
The metal plate simulate a car roof for the antenna



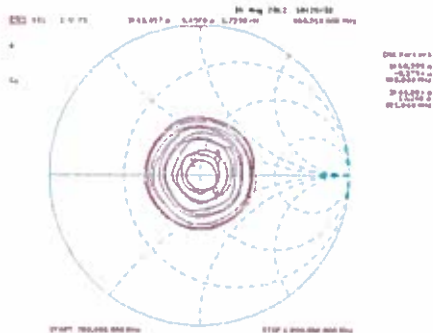
Coordinate system in the antenna chamber.
dBm for theta : 90 degrees



Average power measured when sending 0



The antenna radiation corresponds to a dipole pattern.
 As seen on the picture above, no radiation energy is present for theta close to zero degrees (center of the plot) or for theta close to 180 degrees (outer countour)with a maximum for theta close to 90 degrees.



Antenna impedance measured in the anechoic chamber setup.

The mounting of the antenna is fixed to the radio module and no other antenna should be used.

Company name: Kamstrup A/S
 Address: Industrivej 28
 City: Skanderborg

ZIP / Postal code: DK-8660

Country: Denmark

Place: Skanderborg Date: 23/01/2017

Signature: 

Jacob Hansen
 Product Manager
 Heat, Cooling and Water System
 Direct phone: +45 89 93 11 84
 Mobile phone: +45 22 24 41 84
 E-mail: jah@kamstrup.com