

Federal Communications Commission
Authorization and Evaluation division

Equipment Authorization Branch

7435 Oakland Mills Road
Columbia, MD 21046
U.S.A.

Kamstrup A/S
Industrivej 28, Stilling
DK-8660 Skanderborg
TEL: +45 89 93 10 00
FAX: +45 89 93 10 01
E-MAIL: kamstrup@kamstrup.dk
WEB: www.kamstrup.com


2016.01.21

Subject: Declaration concerning Antenna Specifiaction for flowIQ 2100 and fccid OUY-FLOW2100-3C

To Whom It May Concern:

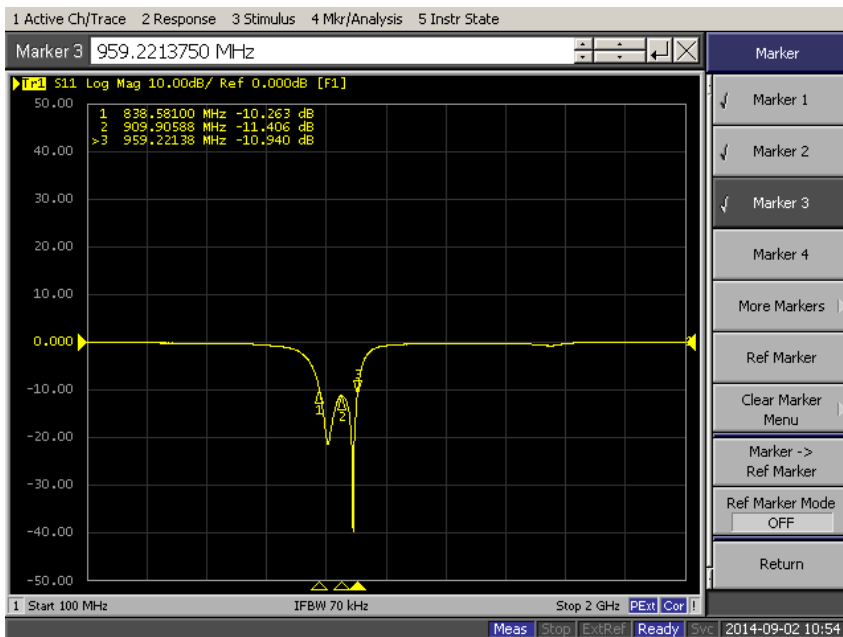
The device specified above confirms to the FCC recommendations for internal antenna type described below:

- Manufacturer and model No. of antenna: Kamstrup PCB antenne for PCB 5535 1350.
- Type of antenna: Dipole antenna permanently attached (i.e. built into the housing)
- Antenna gain : -1.2 dBi

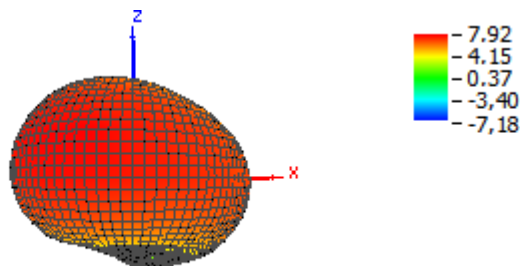


PCB antenna on 5550 1350 PCB connected to the PCB with a 4 pole connectors connected by pair to the signal path and ground.

Frequency range for antenna: 838-959 MHz



Conducted S parameter for PCB antenna 55501350.



The antenna pattern is measured for a 9.3 dBm conducted output power and the total radiated power is 5.4 dBm.

The mounting of the antenna is fixed to the radio module and no other antenna should be used.

Please contact me if there is any information you may need.

Sincerely,

Kamstrup A/S

Bjarne Lund Jensen
 Product Manager, Remote reading
 Meter Division, Heat, Cooling and Water
 Direct phone: +45 89 93 11 02
 Mobile phone: +45 40 61 34 50
 E-mail: blj@kamstrup.dk