


ANNEX 1 - TEST SETUP PHOTOGRAPHS (Radiated Emissions at 3 Meters Distance)


Test Configuration #1: EUT with A09-HBMM-P6I Half-wave antenna (2.1 dBi gain)



ANNEX 1 - TEST SETUP PHOTOGRAPHS (Radiated Emissions at 3 Meters Distance)




ANNEX 1 - TEST SETUP PHOTOGRAPHS (Radiated Emissions at 3 Meters Distance)




ANNEX 1 - TEST SETUP PHOTOGRAPHS (Radiated Emissions at 3 Meters Distance)


Test Configuration #2: EUT with A09-QBMM-P6I Quarter-wave antenna (1.9 dBi gain)



ANNEX 1 - TEST SETUP PHOTOGRAPHS (Radiated Emissions at 3 Meters Distance)




ANNEX 1 - TEST SETUP PHOTOGRAPHS (Radiated Emissions at 3 Meters Distance)




ANNEX 1 - TEST SETUP PHOTOGRAPHS (Radiated Emissions at 3 Meters Distance)


Test Configuration #3: EUT with A09-QI Quarter-wave Integrated Wire antenna (1.9 dBi gain)



ANNEX 1 - TEST SETUP PHOTOGRAPHS (Radiated Emissions at 3 Meters Distance)




ANNEX 1 - TEST SETUP PHOTOGRAPHS (Radiated Emissions at 3 Meters Distance)




ANNEX 1 - TEST SETUP PHOTOGRAPHS (Radiated Emissions at 3 Meters Distance)

Test Configuration #4: EUT with A09-Y15 Yagi antenna (15.2 dBi gain)



ANNEX 1 - TEST SETUP PHOTOGRAPHS (Radiated Emissions at 3 Meters Distance)



ANNEX 1 - TEST SETUP PHOTOGRAPHS (Radiated Emissions at 3 Meters Distance)

Test Configuration #5: EUT with A09-F9 Base Station antenna (9.2 dBi gain)



ANNEX 1 - TEST SETUP PHOTOGRAPHS (Radiated Emissions at 3 Meters Distance)

