


ANNEX 1 - TEST SETUP PHOTOS


**Radiated Emissions @ 3 m
EUT tested with Integral PCB Antenna, Orthogonal Position 1**



MaxStream, Inc.
XBee Series 2 OEM RF Module, Model XBEE2
FCC ID: OUR-XBEE2
IC: 4214A-XBEE2

ANNEX 1 - TEST SETUP PHOTOS


**Radiated Emissions @ 3 m
EUT tested with Integral PCB Antenna, Orthogonal Position 2**



MaxStream, Inc.
XBee Series 2 OEM RF Module, Model XBEE2
FCC ID: OUR-XBEE2
IC: 4214A-XBEE2

ANNEX 1 - TEST SETUP PHOTOS

**Radiated Emissions @ 3 m
EUT tested with Integral PCB Antenna, Orthogonal Position 3**



MaxStream, Inc.
XBee Series 2 OEM RF Module, Model XBEE2
FCC ID: OUR-XBEE2
IC: 4214A-XBEE2