

ANNEX 1 - TEST SETUP PHOTOS

AC Power Line Conducted Emissions



MaxStream, Inc.
XBee, Model XB24
FCC ID: OUR-XBEE
IC: 4214A-XBEE

ANNEX 1 - TEST SETUP PHOTOS


AC Power Line Conducted Emissions



MaxStream, Inc.
XBee, Model XB24
FCC ID: OUR-XBEE
IC: 4214A-XBEE

ANNEX 1 - TEST SETUP PHOTOS


Radiated Emissions @ 3 m
EUT tested with D-Link Omni-directional Antenna (Max. Antenna Gain: 15 dBi)



MaxStream, Inc.
XBee, Model XB24
FCC ID: OUR-XBEE
IC: 4214A-XBEE

ANNEX 1 - TEST SETUP PHOTOS


Radiated Emissions @ 3 m
EUT tested with D-Link Omni-directional Antenna (Max. Antenna Gain: 15 dBi)



MaxStream, Inc.
XBee, Model XB24
FCC ID: OUR-XBEE
IC: 4214A-XBEE

ANNEX 1 - TEST SETUP PHOTOS


Radiated Emissions @ 3 m
EUT tested with Maxrad Yagi Antenna (Max. Antenna Gain: 15 dBi)



MaxStream, Inc.
XBee, Model XB24
FCC ID: OUR-XBEE
IC: 4214A-XBEE

ANNEX 1 - TEST SETUP PHOTOS


Radiated Emissions @ 3 m
EUT tested with Maxrad Yagi Antenna (Max. Antenna Gain: 15 dBi)



MaxStream, Inc.
XBee, Model XB24
FCC ID: OUR-XBEE
IC: 4214A-XBEE

ANNEX 1 - TEST SETUP PHOTOS


Radiated Emissions @ 3 m
EUT tested with ARC Panel Antenna (Max. Antenna Gain: 19 dBi)



MaxStream, Inc.
XBee, Model XB24
FCC ID: OUR-XBEE
IC: 4214A-XBEE

ANNEX 1 - TEST SETUP PHOTOS


Radiated Emissions @ 3 m
EUT tested with ARC Panel Antenna (Max. Antenna Gain: 19 dBi)



MaxStream, Inc.
XBee, Model XB24
FCC ID: OUR-XBEE
IC: 4214A-XBEE

ANNEX 1 - TEST SETUP PHOTOS

Radiated Emissions @ 3 m
EUT tested with ARC Panel Antenna (Max. Antenna Gain: 19 dBi)



MaxStream, Inc.
XBee, Model XB24
FCC ID: OUR-XBEE
IC: 4214A-XBEE

ANNEX 1 - TEST SETUP PHOTOS

Radiated Emissions @ 3 m
EUT tested with ARC Panel Antenna (Max. Antenna Gain: 19 dBi)

