

ANNEX 1 - TEST SETUP PHOTOS

AC Power Line Conducted Emissions



MaxStream, Inc.
900 MHz Wireless OEM Module, Model 9XCite
FCC ID: OUR-9XCITE
IC: 4214A-9XCITE

ANNEX 1 - TEST SETUP PHOTOS


AC Power Line Conducted Emissions



MaxStream, Inc.
900 MHz Wireless OEM Module, Model 9XCite
FCC ID: OUR-9XCITE
IC: 4214A-9XCITE

ANNEX 1 - TEST SETUP PHOTOS


**Radiated Emissions @ 3 Meters
EUT with Monopole Antenna
(A09-QW, 1.9dBi Quarter-wave wire antenna, Permanent)**



MaxStream, Inc.
900 MHz Wireless OEM Module, Model 9XCite
FCC ID: OUR-9XCITE
IC: 4214A-9XCITE

ANNEX 1 - TEST SETUP PHOTOS


**Radiated Emissions @ 3 Meters
EUT with Monopole Antenna
(A09-QW, 1.9dBi Quarter-wave wire antenna, Permanent)**



MaxStream, Inc.
900 MHz Wireless OEM Module, Model 9XCite
FCC ID: OUR-9XCITE
IC: 4214A-9XCITE

ANNEX 1 - TEST SETUP PHOTOS

**Radiated Emissions @ 3 Meters
EUT with Multi-path Antenna
(A09-D3PNF, 3dBi omni directional permanent mount multi-path antenna, RPN)**



MaxStream, Inc.
900 MHz Wireless OEM Module, Model 9XCite
FCC ID: OUR-9XCITE
IC: 4214A-9XCITE

ANNEX 1 - TEST SETUP PHOTOS


**Radiated Emissions @ 3 Meters
EUT with Multi-path Antenna
(A09-D3PNF, 3dBi omni directional permanent mount multi-path antenna, RPN)**



MaxStream, Inc.
900 MHz Wireless OEM Module, Model 9XCite
FCC ID: OUR-9XCITE
IC: 4214A-9XCITE

ANNEX 1 - TEST SETUP PHOTOS

**Radiated Emissions @ 3 Meters
EUT with Dome Antenna
(A09-D2PGPS, 2.1dBi GPS/900MHz multi-path antenna, RPSMA)**



MaxStream, Inc.
900 MHz Wireless OEM Module, Model 9XCite
FCC ID: OUR-9XCITE
IC: 4214A-9XCITE

ANNEX 1 - TEST SETUP PHOTOS


**Radiated Emissions @ 3 Meters
EUT with Dome Antenna
(A09-D2PGPS, 2.1dBi GPS/900MHz multi-path antenna, RPSMA)**



MaxStream, Inc.
900 MHz Wireless OEM Module, Model 9XCite
FCC ID: OUR-9XCITE
IC: 4214A-9XCITE

ANNEX 1 - TEST SETUP PHOTOS


**Radiated Emissions @ 3 Meters
EUT with Panel Antenna
(A09-P8TM, 8dBi Panel antenna, RPTNC)**



MaxStream, Inc.
900 MHz Wireless OEM Module, Model 9XCite
FCC ID: OUR-9XCITE
IC: 4214A-9XCITE

ANNEX 1 - TEST SETUP PHOTOS

**Radiated Emissions @ 3 Meters
EUT with Panel Antenna
(A09-P8TM, 8dBi Panel antenna, RPTNC)**



MaxStream, Inc.
900 MHz Wireless OEM Module, Model 9XCite
FCC ID: OUR-9XCITE
IC: 4214A-9XCITE

ANNEX 1 - TEST SETUP PHOTOS

**Radiated Emissions @ 3 Meters
EUT with Omni directional Antenna
(A09-F9TM, 9.1dBi Fiberglass Base Station antenna, RPTNC)**



MaxStream, Inc.
900 MHz Wireless OEM Module, Model 9XCite
FCC ID: OUR-9XCITE
IC: 4214A-9XCITE

ANNEX 1 - TEST SETUP PHOTOS

**Radiated Emissions @ 3 Meters
EUT with Omni directional Antenna
(A09-F9TM, 9.1dBi Fiberglass Base Station antenna, RPTNC)**



MaxStream, Inc.
900 MHz Wireless OEM Module, Model 9XCite
FCC ID: OUR-9XCITE
IC: 4214A-9XCITE

ANNEX 1 - TEST SETUP PHOTOS

**Radiated Emissions @ 3 Meters
EUT with Yagi Antenna
(A09-Y15TM, 15.1dBi gain 13 element Yagi antenna, RPTNC)**



MaxStream, Inc.
900 MHz Wireless OEM Module, Model 9XCite
FCC ID: OUR-9XCITE
IC: 4214A-9XCITE

ANNEX 1 - TEST SETUP PHOTOS

**Radiated Emissions @ 3 Meters
EUT with Yagi Antenna
(A09-Y15TM, 15.1dBi gain 13 element Yagi antenna, RPTNC)**



MaxStream, Inc.
900 MHz Wireless OEM Module, Model 9XCite
FCC ID: OUR-9XCITE
IC: 4214A-9XCITE