

Figure 8.7.1 R328N PCB assy (front view)






Figure 8.7.2 R328N integral antenna ( for UHF receiving ) location



Figure 8.8 R328N PCB assy (back view)



CFT-M001 Internal photo