

APPENDIX 3: Photographs of test setup

Radiated Emission




Photo 1




Photo 2


Worst Case Position

Push Start Switch

Below 30MHz: X
Above 30MHz: Horizontal X, Vertical X
X-axis



Y-axis



Z-axis



ECU

Below 30MHz: X
Above 30MHz: Horizontal X, Vertical X
X-axis



Y-axis



Z-axis



Worst case position



Without Mechanical Key (Worst)



With Mechanical Key

End of Report