

APPENDIX 3: Photographs of test setup

Radiated Emission



Photo 1




Photo 2

UL Japan, Inc.

Ise EMC Lab.

4383-326 Asama-cho, Ise-shi, Mie-ken 516-0021 JAPAN

Telephone : +81 596 24 8999


Facsimile : +81 596 24 8124

Radiated Emission
Worst Case Position

Push Start Switch
Below 30MHz: X
Above 30MHz: Horizontal X, Vertical X
X-axis




Y-axis




Z-axis




ECU
Below 30MHz: X
Above 30MHz: Horizontal X, Vertical X
X-axis



Y-axis



Z-axis



Worst case position



Without Mechanical Key (Worst)



With Mechanical Key

End of Report

UL Japan, Inc.

Ise EMC Lab.

4383-326 Asama-cho, Ise-shi, Mie-ken 516-0021 JAPAN

Telephone : +81 596 24 8999

Facsimile : +81 596 24 8124