

APPENDIX 3: Photographs of test setup

Radiated Emission



Photo 1




Photo 2

UL Japan, Inc.

Ise EMC Lab.

4383-326 Asama-cho, Ise-shi, Mie-ken 516-0021 JAPAN


Telephone : +81 596 24 8999

Facsimile : +81 596 24 8124


Worst Case Position

LF Antenna
Below 30MHz: X-axis
Above 30MHz
Horizontal: X-axis / Vertical: X-axis


X-axis



Y-axis




Z-axis




ECU
Below 30MHz: X-axis
Above 30MHz
Horizontal: X-axis / Vertical: X-axis


X-axis



Y-axis



Z-axis



End of Report