



**APPENDIX 3: Photographs of test setup**

**Radiated Emission**



**Photo 1**




**Photo 2**


**Worst Case Position**

**Immobilizer**


Below 30MHz: X  
Above 30MHz: Horizontal Z, Vertical Z  
X-axis



**Y-axis**



**Z-axis**



**ECU**

Below 30MHz: X  
Above 30MHz: Horizontal X, Vertical X  
X-axis




**Y-axis**




**Z-axis**



**Worst case position**



**Mechanical Key (Not Inserted) Worst**



**Mechanical Key (Inserted)**

**End of Report**

---

**UL Japan, Inc.**  
**Ise EMC Lab.**

4383-326 Asama-cho, Ise-shi, Mie-ken 516-0021 JAPAN

Telephone : +81 596 24 8999

Facsimile : +81 596 24 8124