

APPENDIX 3: Photographs of test setup

Conducted emission




Photo 1




Photo 2

UL Japan, Inc.

Ise EMC Lab.

4383-326 Asama-cho, Ise-shi, Mie-ken 516-0021 JAPAN

Telephone : +81 596 24 8999

Facsimile : +81 596 24 8124

Radiated emission




Photo 1





Photo 2


Worst Case Position

Below 30 MHz X-axis
Above 30 MHz Horizontal: X-axis / Vertical: Y-axis


X-axis




X-axis




Y-axis




Y-axis




Z-axis




Z-axis



With/Without Tag



With Tag



**Without Tag
End of Report**

UL Japan, Inc.

Ise EMC Lab.

4383-326 Asama-cho, Ise-shi, Mie-ken 516-0021 JAPAN

Telephone : +81 596 24 8999

Facsimile : +81 596 24 8124