

APPENDIX 3: Photographs of test setup

Radiated emission
Below 1GHz




Photo 1




Photo 2

UL Japan, Inc.

Ise EMC Lab.

4383-326 Asama-cho, Ise-shi, Mie-ken 516-0021 JAPAN

Telephone : +81 596 24 8999

Facsimile : +81 596 24 8124

Radiated emission
Above 1GHz




Photo 1




Photo 2

Worst case position

Below 1 GHz (Horizontal: X-axis / Vertical: Y-axis)

Above 1 GHz (Horizontal: X-axis / Vertical: Z-axis)

X-axis



Y-axis



Z-axis



UL Japan, Inc.

Ise EMC Lab.

4383-326 Asama-cho, Ise-shi, Mie-ken 516-0021 JAPAN

Telephone : +81 596 24 8999

Facsimile : +81 596 24 8124

Worst case position



Mechanical Key (Not Inserted)



Mechanical Key (Inserted) Worst

End of Report

UL Japan, Inc.

Ise EMC Lab.

4383-326 Asama-cho, Ise-shi, Mie-ken 516-0021 JAPAN

Telephone : +81 596 24 8999

Facsimile : +81 596 24 8124