

APPENDIX 3: Photographs of test setup

Radiated Emission




Photo 1




Photo 2

Worst Case Position (Horizontal: X-axis/ Vertical:X-axis)


X-axis



Y-axis



Z-axis



End of Report