



### APPENDIX 3: Photographs of test setup

#### Radiated emission Below 1GHz



**Photo 1**



**Photo 2**

---

**UL Japan, Inc.**


**Ise EMC Lab.**

4383-326 Asama-cho, Ise-shi, Mie-ken 516-0021 JAPAN


Telephone : +81 596 24 8999

Facsimile : +81 596 24 8124

**Radiated emission**  
Above 1GHz



**Photo 1**



**Photo 2**


**Worst case position**

**(Below 1GHz: Horizontal: X-axis / Vertical: Y-axis)  
(Above 1GHz: Horizontal: Y-axis / Vertical: Z-axis)**

**X-axis**



**Y-axis**



**Z-axis**



**Worst case position**



**Mechanical Key (Not Inserted)**



**Mechanical Key (Inserted) Worst**

**End of Report**

---

**UL Japan, Inc.**

**Ise EMC Lab.**

4383-326 Asama-cho, Ise-shi, Mie-ken 516-0021 JAPAN

Telephone : +81 596 24 8999

Facsimile : +81 596 24 8124