



**APPENDIX 3: Photographs of test setup**

**Radiated Emission**  
LF ANT (Front)




**Photo 1**




**Photo 2**

**Radiated Emission**  
LF ANT (Rear)



**Photo 1**



**Photo 2**

**Worst Case Position**

**ECU**  
Below 30MHz  
X-axis  
Above 30MHz  
Horizontal:Z-axis / Vertical:Z-axis  
X-axis



**Y-axis**




**Z-axis**




**LF ANT (Front)**  
Below 30MHz  
X-axis  
Above 30MHz  
Horizontal:Y-axis / Vertical:Y-axis  
X-axis




**Y-axis**




**Z-axis**



**LF ANT (Rear)**  
**Below 30MHz**  
**X-axis**  
**Above 30MHz**  
**Horizontal:X-axis / Vertical:X-axis**  
**X-axis**



**Y-axis**



**Z-axis**



**End of Report**