



Figure 8.7.1 GGM-M006 PCB assy (front view)




Figure 8.7.2 GGM-M006 integral antenna (for UHF receiving) location



Figure 8.8 GGM-M006 PCB assy (back view)



Figure 8.9 C8Z-F116M appearance (front view)



Figure 8.10 C8Z-F116M appearance (back view)




Figure 8.11 G8D-841M-ANT(InF,InR,T/G,Dr,AS) appearance (front view)




Figure 8.12 G8D-841M-ANT(InF,InR,T/G,Dr,AS) appearance (back view)

FCC ID: OUCGGM-M006
external antenna (coil antenna)




FCC ID: OUCGGM-M006
external antenna (coil antenna)



FCC ID: OUCGGM-M006
external antenna (coil antenna)



FCC ID: OUCGGM-M006
external antenna (coil antenna)



FCC ID: OUCGGM-M006
external antenna (ferrite antenna)



FCC ID: OUCGGM-M006
external antenna (ferrite antenna)

