



**APPENDIX 3: Photographs of test setup**

**Radiated Emission**




**Photo 1**




**Photo 2**

**Worst Case Position**  
**(Antenna: X-axis /ECU: X-axis)**


Antenna  
**X-axis**




ECU  
**X-axis**




**Y-axis**




**Y-axis**




**Z-axis**




**Z-axis**



**Worst Case Position**



**Without Key(Worst)**



**With Key**

**End of Report**