

APPENDIX 3: Photographs of test setup

Radiated Emission (Test distance 3 m)




Photo 1




Photo 2

Radiated Emission
(Test distance 10 m)



Photo 1





Photo 2

Worst Case Position (EUT: X-axis)

X-axis



Y-axis



Z-axis



End of Report