

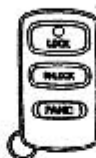







2. User's manual (provisionally)

REMOTE TRANSMITTER

	G80-525M-A5 G80-525M-A9	G80-525M-A6	G80-525M-A7	G80-525M-A8
FRONT				
BACK				

You can lock and unlock your vehicle with the remote transmitter.

LOCK

When you push the LOCK button, all the doors will lock.

You cannot lock any of the doors with the remote transmitter if any door is open or the key is in the Key cylinder.

UNLOCK

When you push the UNLOCK button once, only the driver's door unlocks. The remaining door unlock when you push the button a second time. If you unlock the doors with the remote transmitter, but do not open any of the doors within 30 seconds, the doors will automatically relocked.

You cannot unlock any of the doors with the remote transmitter if the key is in the key cylinder.

BOOT RELEASE

When you press the TRUNK button twice, the boots will open.

The boot will not open if the key is in the key cylinder.

PANIC MODE

When you press the PANIC button, the vehicle starts sounding the horn and flashing the headlight intermittently. These functions continue for 180 seconds unless any of the buttons on the transmitter are pressed.

! CAUTION

The remote control switch is a precision electronic device. Therefore, pay attention to the following:

- Do not impose shock on the remote control switch.
- Keep the remote control switch dry.
- Do not disassemble the remote control switch.

Your keyless entry system operates on a radio frequency subject to Federal Communications Commission (FCC) rules and Industry Canada rules.

This device complies with Part 15 of the FCC Rules. Operation is subject to the following two conditions.

- (1) This device may not cause harmful interference, and
- (2) This device must accept any interference received, including interference that may cause undesired operation of the device.

“Complies with RSS-210 of Industry Canada.”

NOTICE

This equipment has been tested and found to comply with the limits for a Class B device, pursuant to part 15 of the FCC Rules. These limits are designed to provide reasonable protection against harmful interference in a residential installation.

This equipment generates, uses and can radiate radio frequency energy and, if not installed and used in accordance with the instruction, may cause harmful interference to radio communications. However, there is no guarantee that interference will not occur in particular installation. If this equipment does cause harmful interference to radio or television reception, which can be determined by turning the equipment off and on, the user is encouraged to try to correct the interference by one or more of the following measures.

- Reorient or relocate the receiving antenna.
- Increase the separation between the equipment and receiver.
- Connect the equipment into an outlet on a circuit different from that to which the receiver is connected
- Consult the dealer or an experienced radio/TV technician for help.

FCC WARNING

Changes or modifications not expressly approved by the party responsible for compliance could void the user's authority to operate the equipment.