

APPENDIX 1: Photographs of test setup

Radiated Emission




Photo 1




Photo 2

Worst Case Position (ETACS: X-axis / Keycylinder: X-axis)

**ETACS
X-axis**




Y-axis



Z-axis




**Key Cylinder
X-axis**




Y-axis



Z-axis



Worst case position



With Key



Without Key (Worst)