

LS802-GS-rating label (背贴打印模板)

Dimension: 61.5 x 29.5mm

Material: 50# PET Thermal paper

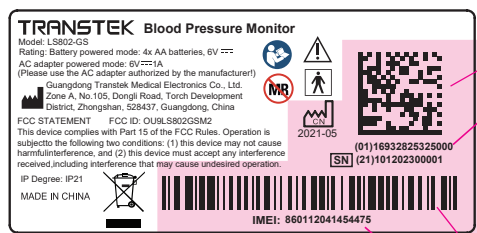
50# PET 热敏贴纸

Colour: black text with white background &

Pantone Reflex Blue C (Symbol )

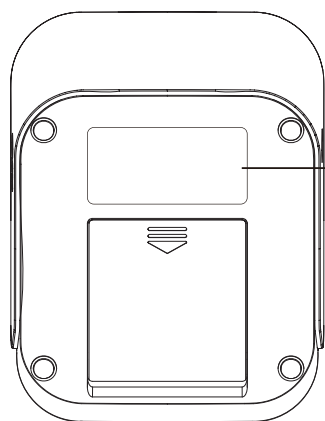
+Pantone 185 C + balck (Symbol )

★ Notice: Concerning the illustrate for the rating label, for customer, please refer to the content highlight in blue color only.



加粉色底部分的内容由内部打印

★ Notice: The layout of highlighted pink part is fixed, pls do not make any changes.



UDI (GS1 Datamatrix 二维码格式)


(一般要求尺寸达到11*11mm, 左右距边距离保持3mm或以上, 使条码扫描等级能达到最低等级C)

UDI=DI+PI, 此UDI二维码就是由DI+PI两组数据生成的。

DI由标识符(01)+后面的14位数字组成, 是唯一的。内部打印出来的贴纸必须跟 (01) 后面14位数字进行核对, 保持一致!

PI由标识符(21)+后面的12位数值组成 (也即流水号, 编码规则详见流水号编码规则),

其中第1位数字"1"代表血压计, 第2,3位数值是客户ID, 内部打印出来的贴纸必须跟 (21) 后面的前3位数值进行核对, 保持一致!

从第4位开始分别是生产年份, 生产周数, 流水编号, 跟制造日期  YYYY-MM 一样, 是跟实际生产的年月, 生产数量相关, 请以是实际为准。

IMEI code (it come from the communication module on the device)

是模块上的IMEI号, 生产的时候, 产线用扫描枪扫描通讯模块屏蔽罩表面的二维码可以识别出IMEI号

(条码最小尺寸要求: 35*4mm)

注/Remarks:

- 1) 背贴上UDI中含有的SN流水号要与彩盒贴纸上UDI中含有的SN流水号一一对应!
- 2) 背贴上IMEI号要与彩盒贴纸上的IMEI号 以及 卡通箱贴纸里的10个IMEI号一一相对应!

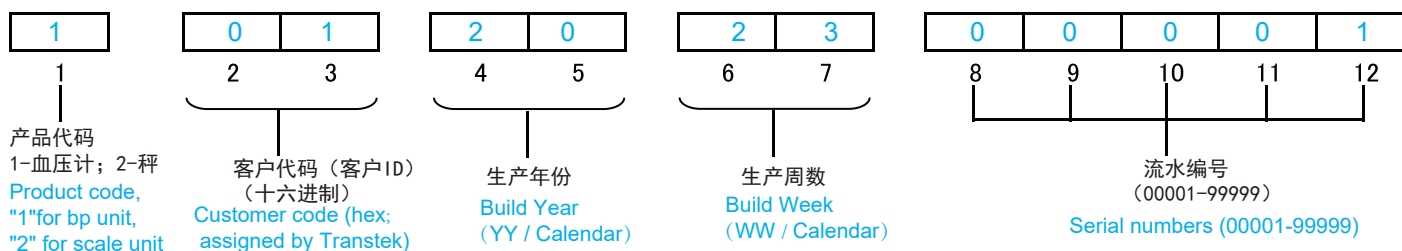
- 1) Make sure the SN of the UDI on the rating label is consistent with the one on the gift box label.
- 2) Make sure the IMEI code on the rating label is consistent with the ones on the gift box label and carton box label.

流水号编码规则 (下述涉及的数值只为了举例说明编码规则):

UDI的流水号标识符(21)后面的流水号是由12位数值构成, 相关的编码规则如下:

The serial numbers following the serial number identifier (21) of the UDI is consist of 12-bit datas.

The code rules as below (p.s. The data below is just an example to explain the serial number code rules.)



比如框中的 "101202300001" 代表Transtek为客户代码为01的客户在2020年第23周生产的第1台血压计产品, 对应的流水号为 "00001"。

For the data "101202300001" above, it means the product is Blood Pressure Monitor, the customer code Transtek assigned is "01" and the Blood Pressure Monitor is produced on the 23th week of year 2020 and its serial number is "00001".

★ Important Notes:

- 1) To be available and convenient to generated and printed the label on Transtek MES system, without permission, it is not allowed to change the coding rules of the 12-bit SN, the size/material/color of the label.
- 2) It is allowed to change the TRANSTEK LOGO and model no. "LS802-GS" to your own, Transtek manufacuter information to "manufactured for:" / "Distributed by:" + you company name & address under the FDA registration.
- 3) Genenally, If you are going to customize, such as LOGO, model number, manufacuter info, please provide Transtek the Device Identifier (DI) Information to print the UDI (GS1 datamatrix barcode) .
To import the goods smoothly, It is kind remind to release the DI under the GUDID system timely.
- 4) If required, Transtek could apply for device Identifier (DI) Information for customer on behalf of the manufacturer. but there is some limit , such as need to use Transtek standard artworks, the authorization from customer to use the LOGO or other necessary information. Contact Transtek for more details.