




Internal Photo

1.1 CONDUCTED EMISSIONS AT AC POWER LINE (150kHz-30MHz) TEST SETUP



1.2 RADIATED EMISSIONS WHICH FALL IN THE RESTRICTED BANDS TEST SETUP



1.3 RADIATED SPURIOUS EMISSIONS TEST SETUP

