

WMTS SHU Appearance and Labels

1 WMTS-SHU Top

The top of the WMTS is shown in Figure 1.



Figure 1. WMTS-SHU Top View.

1.1 Main label released in Agile P/N 2030629-002.



Figure 2. 2030629-002 Main label released in GE Agile System.

2 Front

The front of the WMTS-SHU is shown in Figure 3.



Figure 3. WMTS-SHU Front.

3 Back

The back of the WMTS-SHU is shown in Figure 4.



Figure 4. WMTS-SHU Back.

4 Left Side (when viewed from front)

The left side (when viewed from front) of the unit is shown in Figure 5.
The FCC label and the Ratings label are on the left side of the unit.



Figure 5. WMTS-SHU Left side.

4.1 Left Side FCC Label

The left side FCC label is shown in Figure 6.

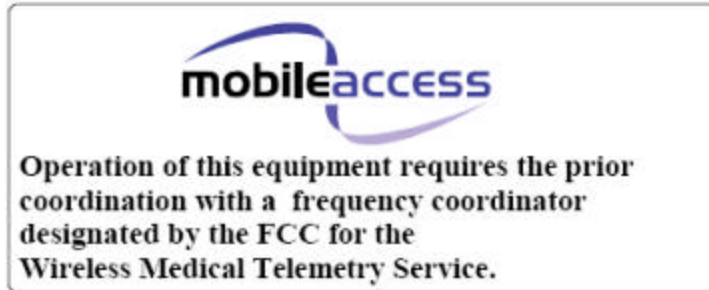


Figure 6. WMTS-SHU FCC Label.

4.2 Left Side Ratings Label

The left side ratings label is shown in Figure 7.

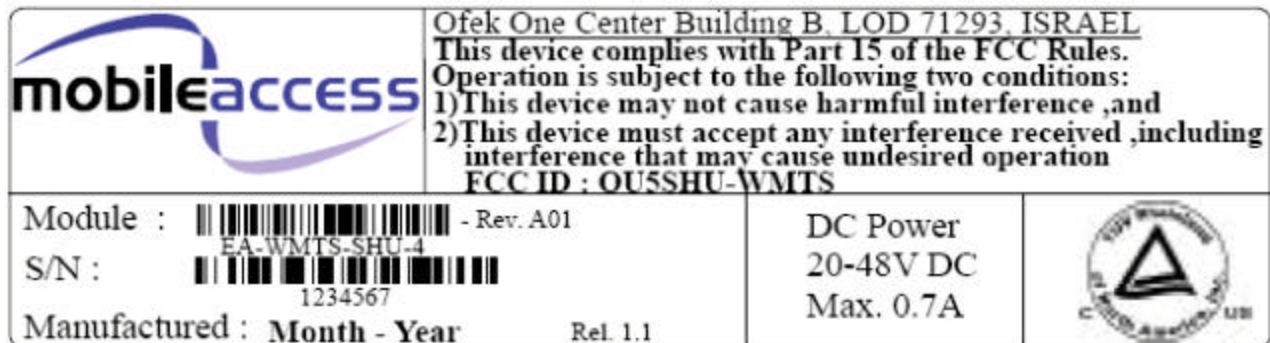


Figure 7. WMTS-SHU Ratings Label.

5 Right Side (when viewed from front)

The right side (when viewed from front) of the unit is shown in Figure 8.
The Manufacturer label is on the right side of the unit.



Figure 8. WMTS-SHU Right side.

5.1 *Right Side Manufacturer Label*

The left side FCC label is shown in Figure 9.

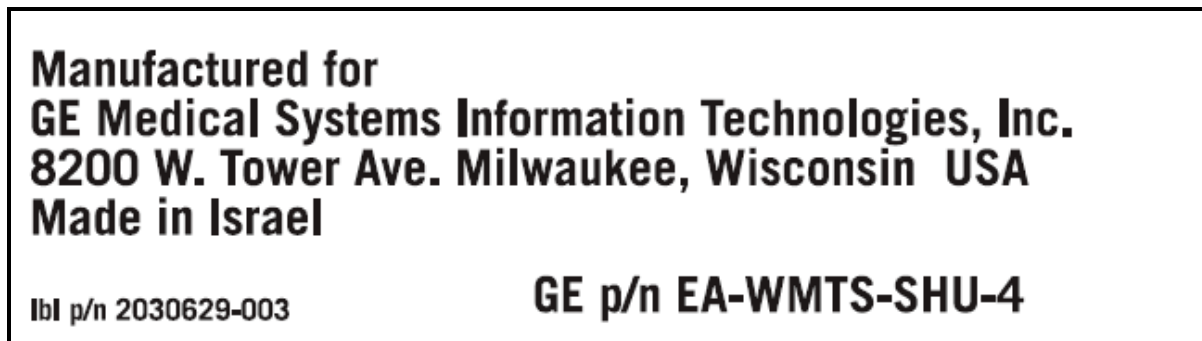


Figure 9. WMTS-SHU FCC Label.

6 Bottom.

The WMTS-SHU bottom is shown in Figure 10.



Figure 10. WMTS-SHU Bottom.

7 Carton Label (On Front of Box)

The WMTS-SHU Carton Label is shown in Figure 11.




Figure 11. WMTS-SHU Carton Label.

Note: Actual label on cartons will show the correct P/N (EA-WMTS-SHU-4) and current revision (A01)