

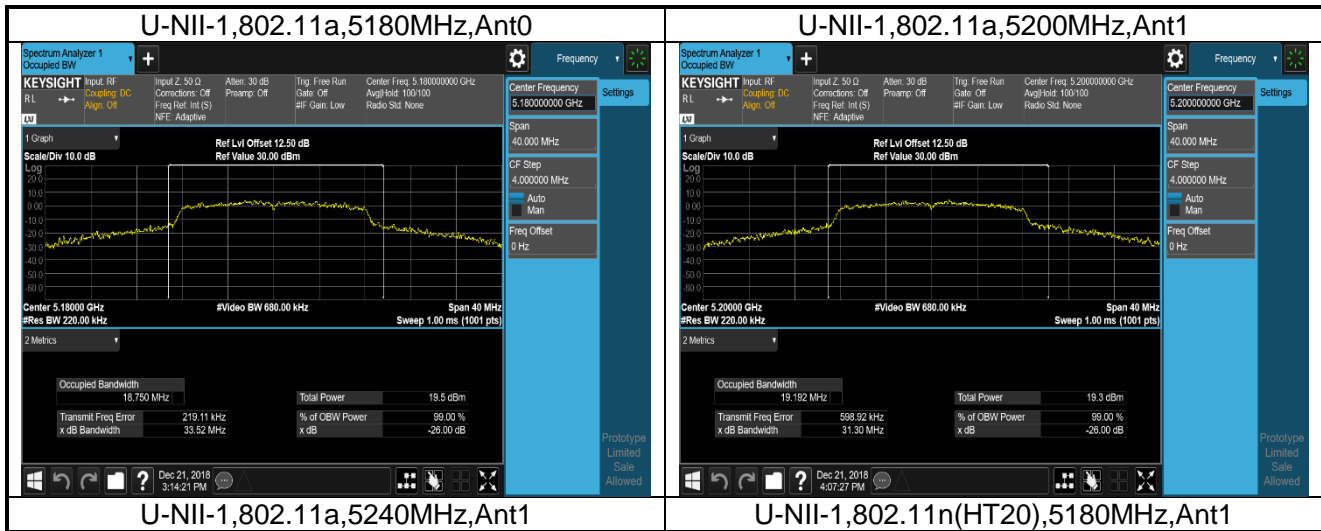
Appendix A1: Test results

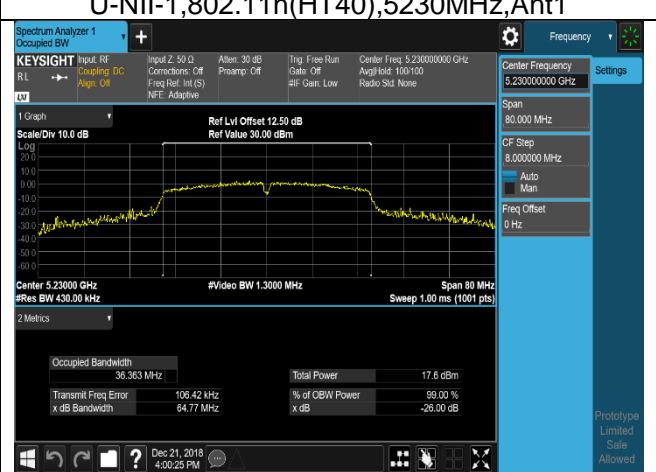
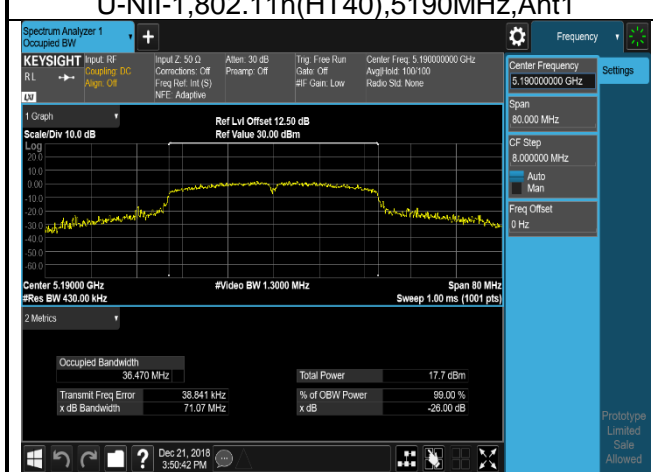
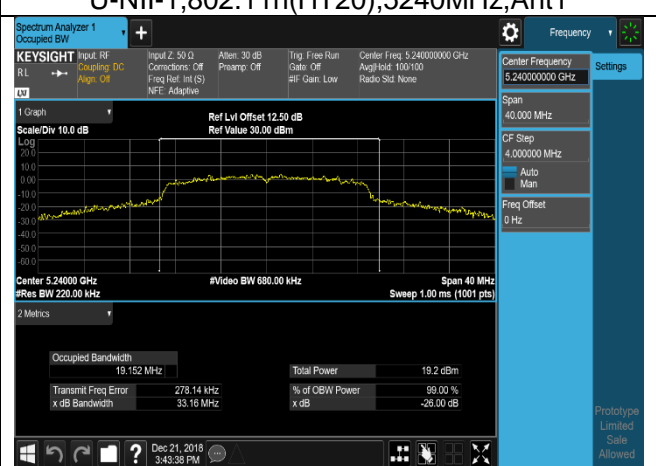
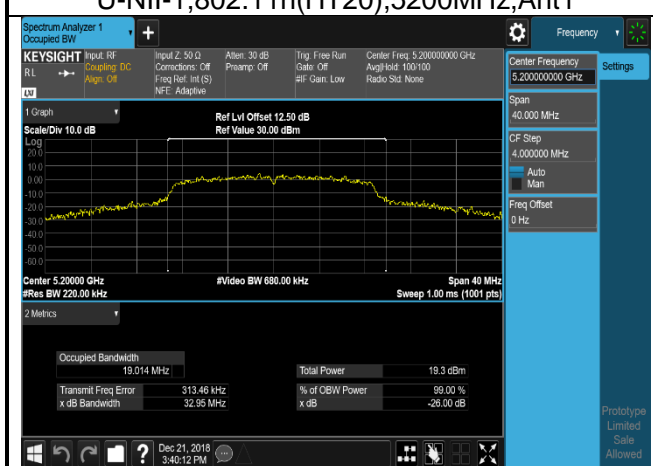
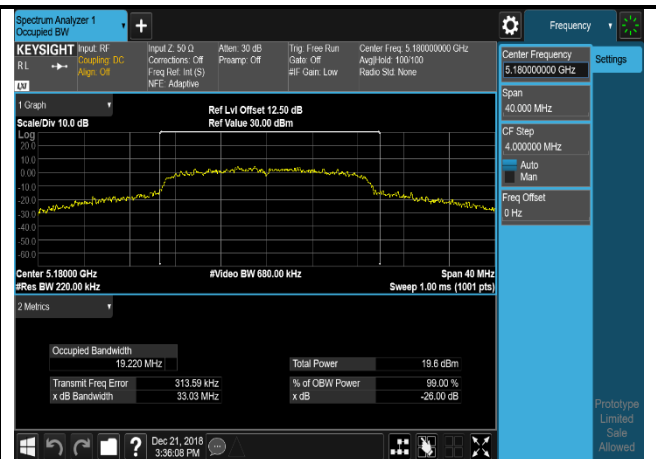
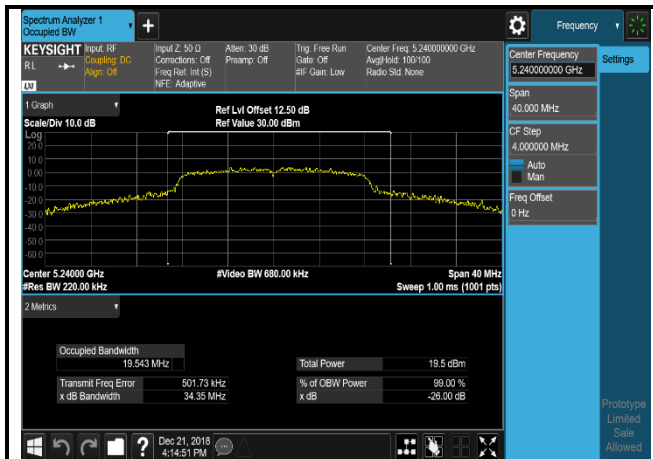
1. Occupied N dB Bandwidth

1.1 Test Data

U-NII-1 Occupied N dB Bandwidth				
Mode	Test Frequency (MHz)	Ant	Occupied Bandwidth (MHz)	Result
802.11a	5180	Ant1	33.52	Pass
802.11a	5200	Ant1	31.30	Pass
802.11a	5240	Ant1	34.35	Pass
802.11n (HT20)	5180	Ant1	33.03	Pass
802.11n (HT20)	5200	Ant1	32.95	Pass
802.11n (HT20)	5240	Ant1	33.16	Pass
802.11n (HT40)	5190	Ant1	71.07	Pass
802.11n (HT40)	5230	Ant1	64.78	Pass

1.2 Test Plots



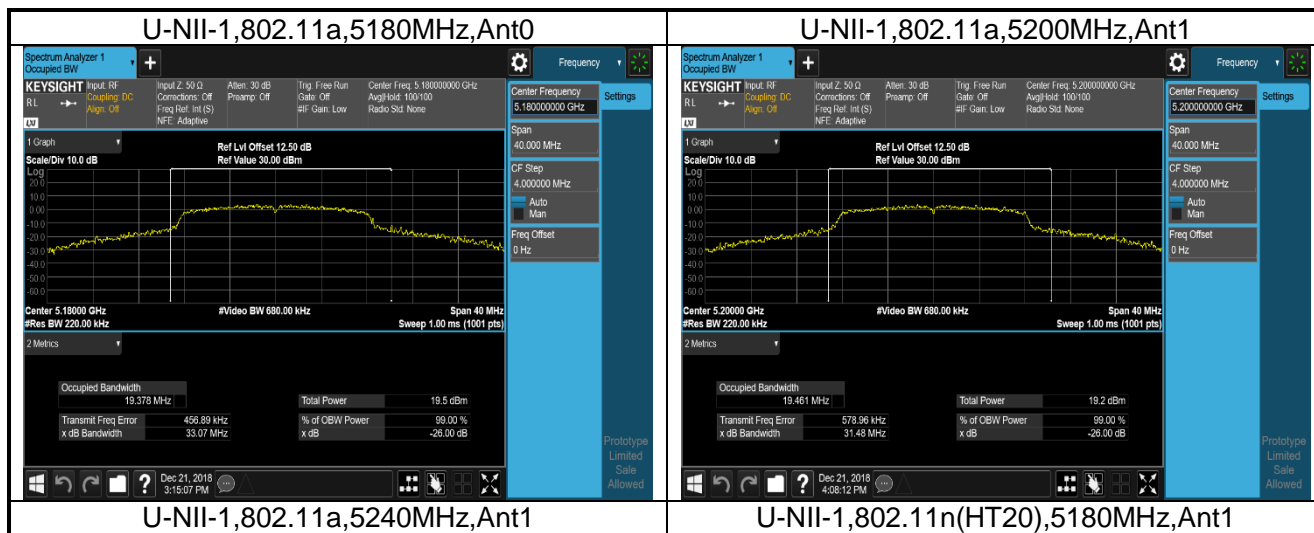


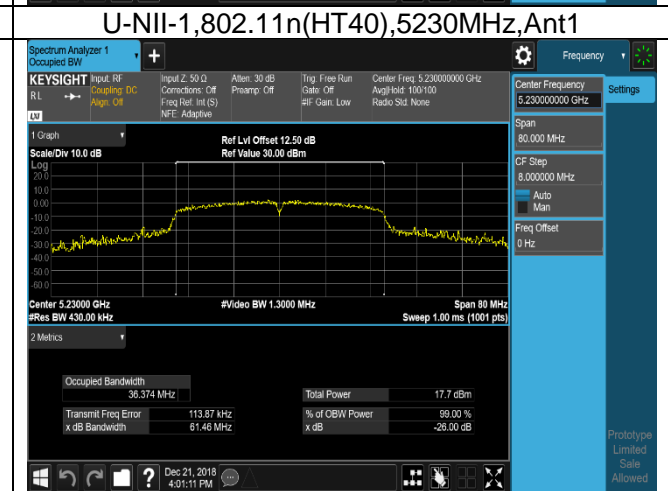
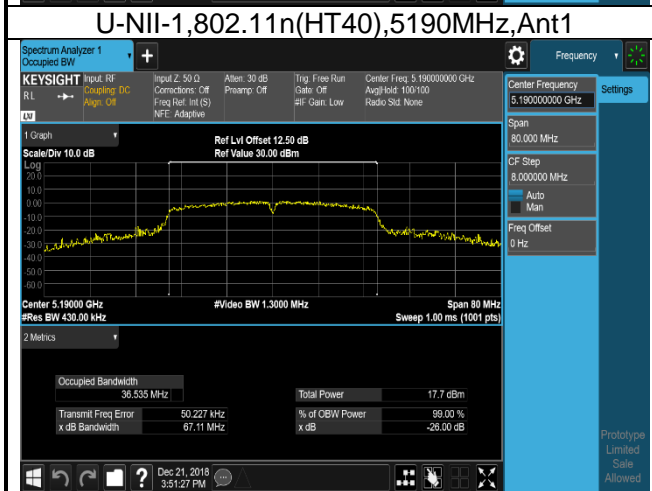
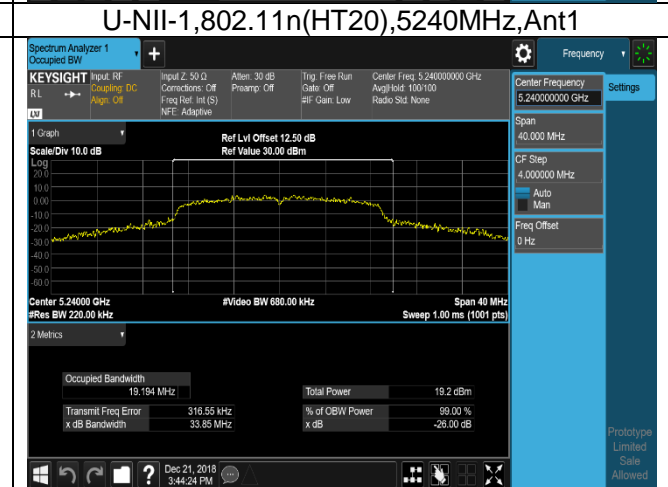
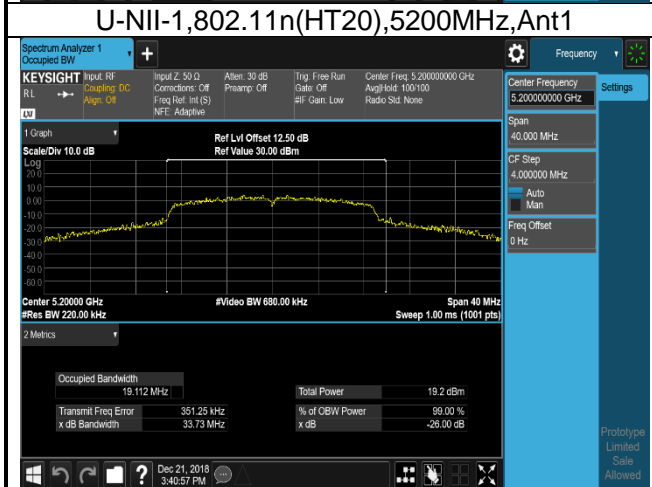
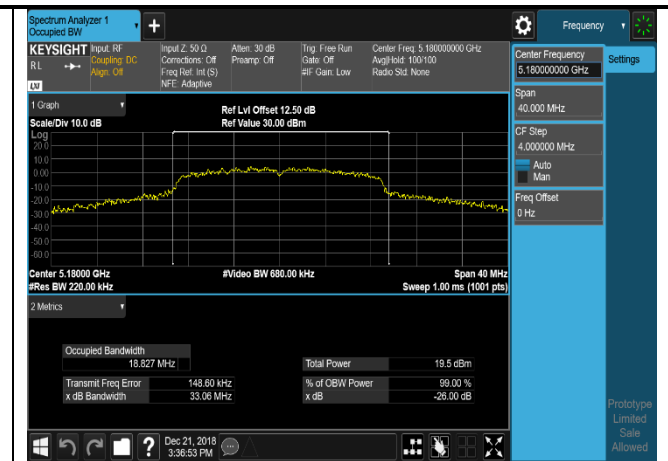
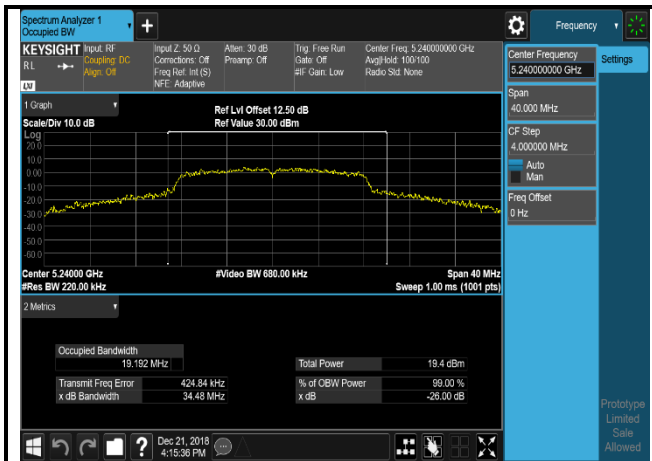
2. 99% Occupied Bandwidth

2.1 Test Data

U-NII-1 99% Occupied Bandwidth				
Mode	Test Frequency (MHz)	Ant	99% Occupied Bandwidth (MHz)	Result
802.11a	5180	Ant1	19.378	Pass
802.11a	5200	Ant1	19.461	Pass
802.11a	5240	Ant1	19.192	Pass
802.11n (HT20)	5180	Ant1	18.827	Pass
802.11n (HT20)	5200	Ant1	19.112	Pass
802.11n (HT20)	5240	Ant1	19.194	Pass
802.11n (HT40)	5190	Ant1	36.535	Pass
802.11n (HT40)	5230	Ant1	36.374	Pass

2.2 Test Plots



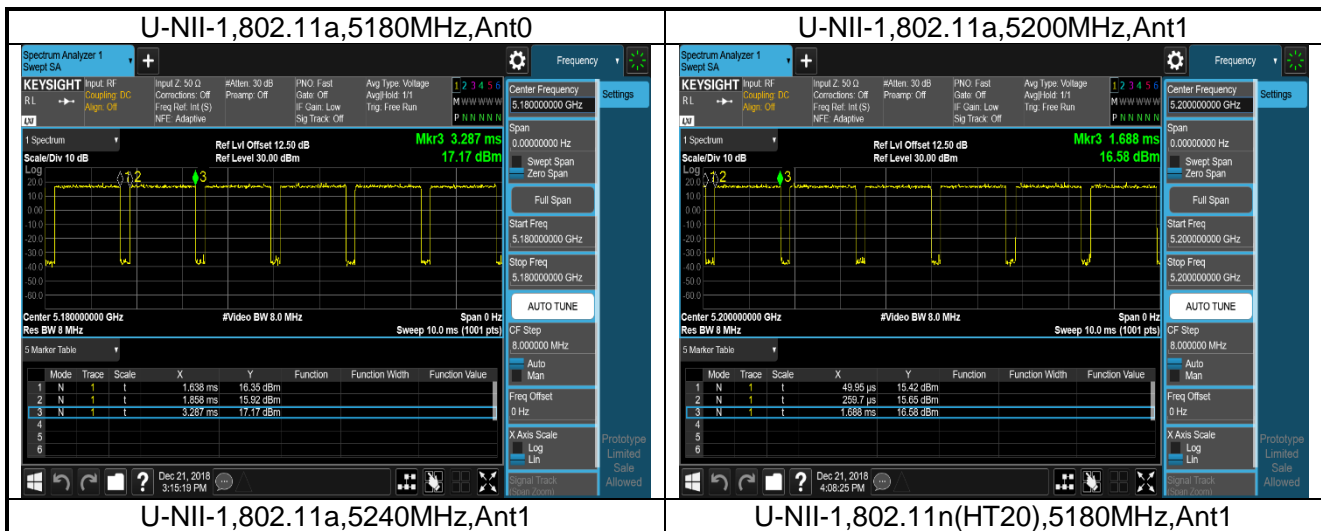


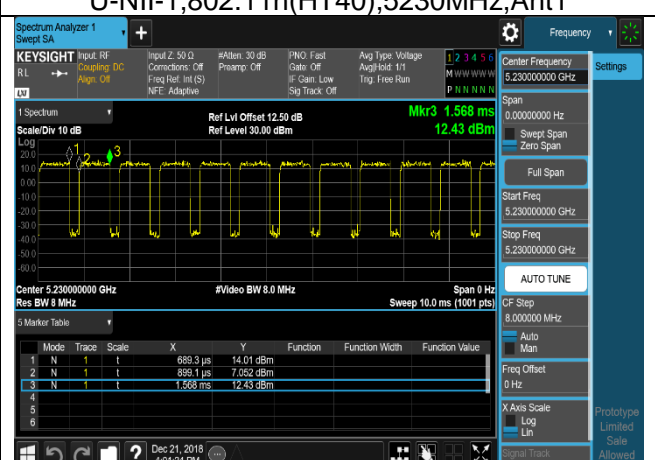
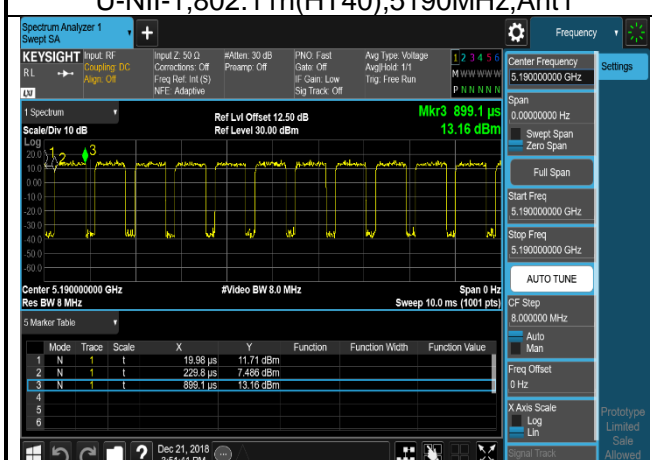
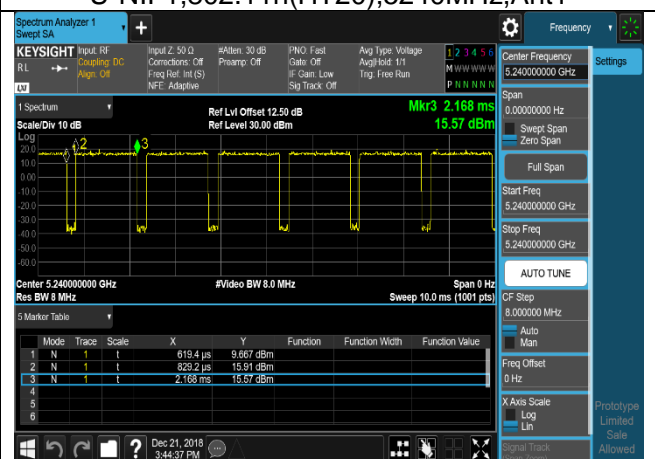
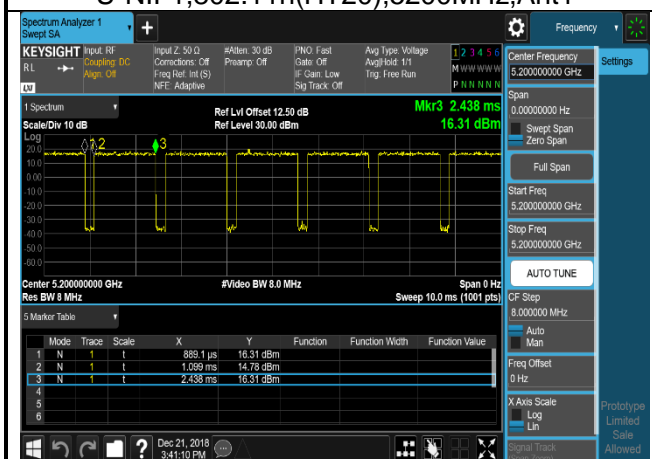
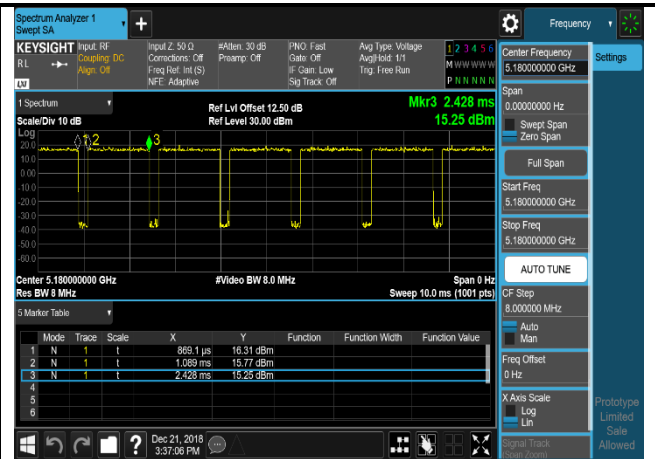
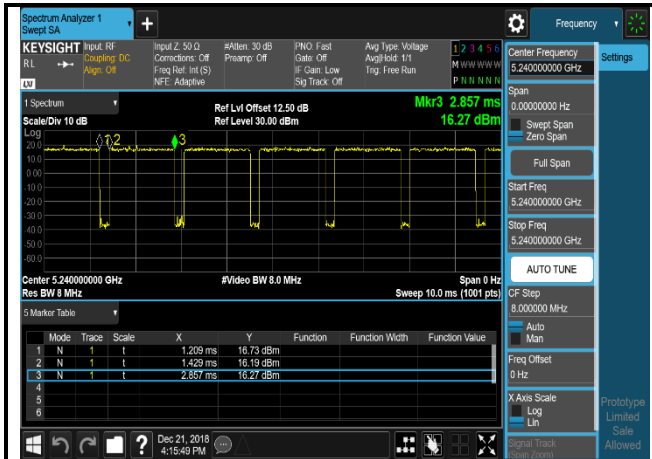
3. Duty Cycle

3.1 Test Data

U-NII-1 Duty Cycle				
Mode	Test Frequency (MHz)	Ant	Duty Cycle (%)	Duty Cycle Factor (dB)
802.11a	5180	Ant1	86.67	0.62
802.11a	5200	Ant1	87.20	0.59
802.11a	5240	Ant1	86.67	0.62
802.11n (HT20)	5180	Ant1	85.90	0.66
802.11n (HT20)	5200	Ant1	86.45	0.63
802.11n (HT20)	5240	Ant1	86.45	0.63
802.11n (HT40)	5190	Ant1	76.14	1.18
802.11n (HT40)	5230	Ant1	76.14	1.18

3.2 Test Plots





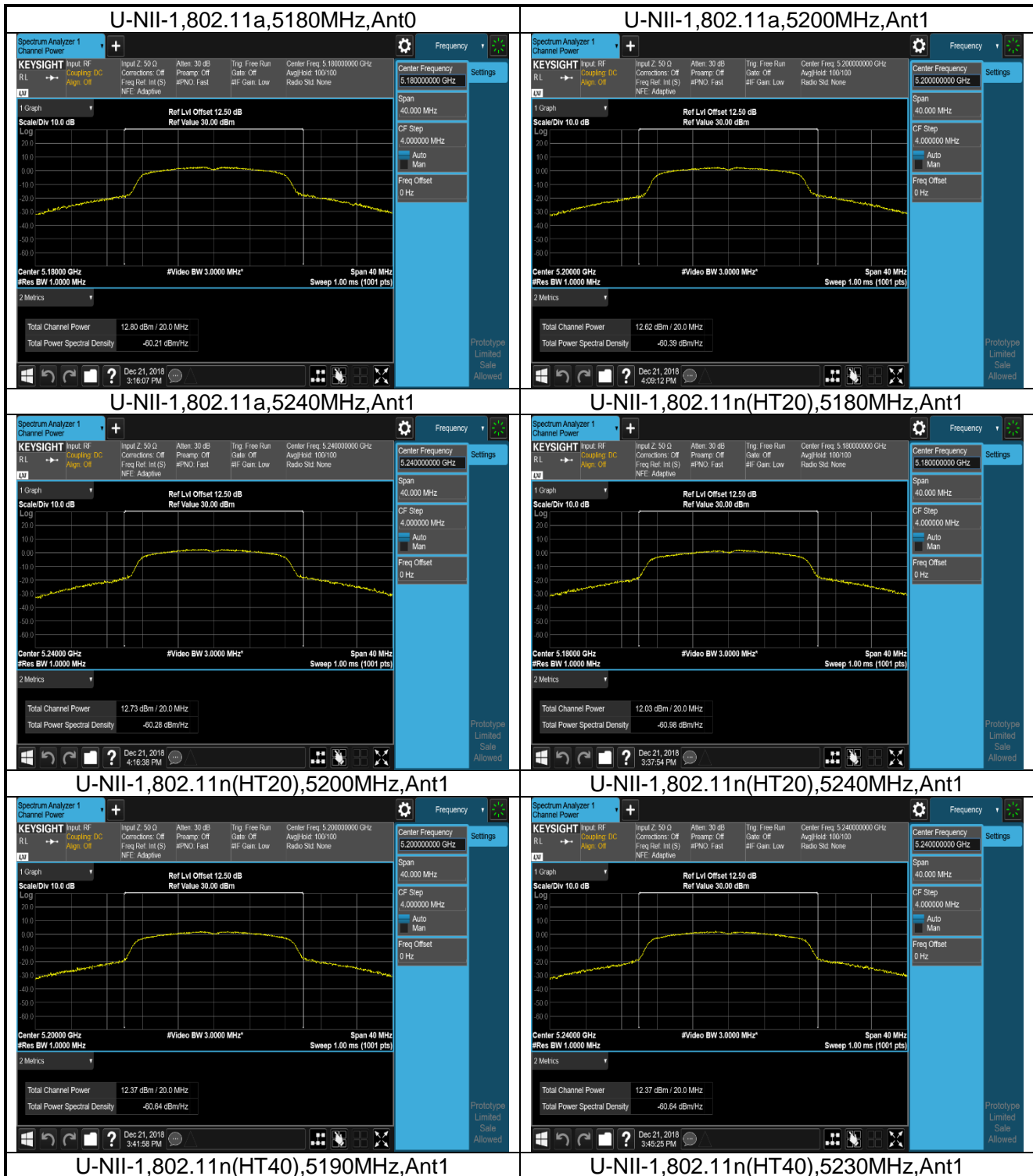
4. AVGSA Output Power

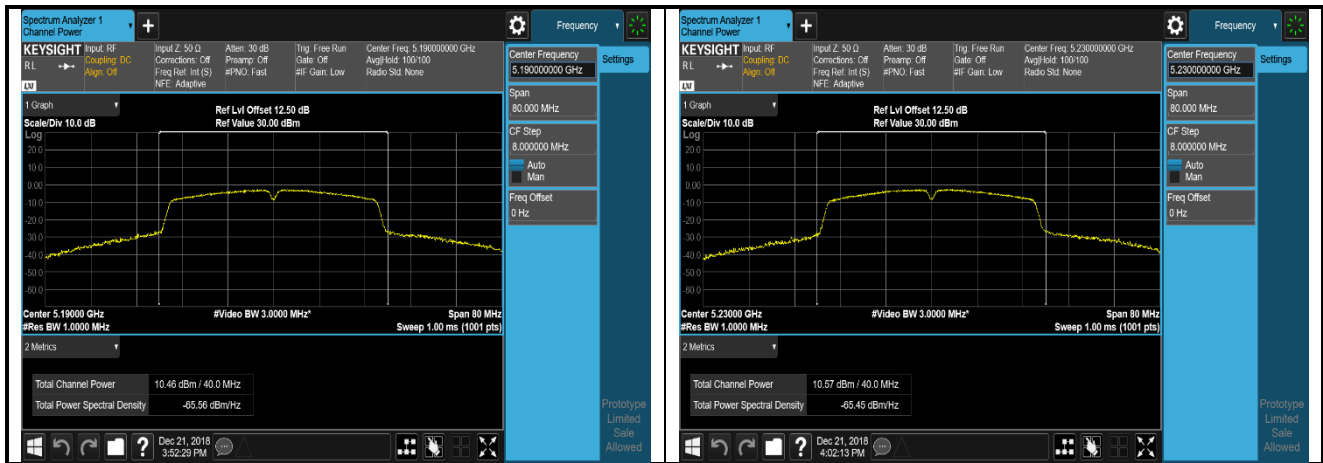
4.1 Test Data

U-NII-1 AVGSA Output Power							
Mode	Test Frequency (MHz)	Ant	Duty Cycle Factor (dB)	Max Power (dBm)	FCC Limit (dBm)	EIRP (dBm)	Result
802.11a	5180	Ant1	0.62	13.42	24	17.12	Pass
802.11a	5200	Ant1	0.59	13.21	24	16.91	Pass
802.11a	5240	Ant1	0.62	13.35	24	17.05	Pass
802.11n (HT20)	5180	Ant1	0.66	12.69	24	16.39	Pass
802.11n (HT20)	5200	Ant1	0.63	13.00	24	16.70	Pass
802.11n (HT20)	5240	Ant1	0.63	13.00	24	16.70	Pass
802.11n (HT40)	5190	Ant1	1.18	11.64	24	15.34	Pass
802.11n (HT40)	5230	Ant1	1.18	11.75	24	15.45	Pass

U-NII-1 IC EIRP							
Mode	Test Frequency (MHz)	Ant	Duty Cycle Factor (dB)	Max Power (dBm)	EIRP (dBm)	IC Limit (dBm)	Result
802.11a	5180	Ant1	0.62	13.42	17.12	23	Pass
802.11a	5200	Ant1	0.59	13.21	16.91	23	Pass
802.11a	5240	Ant1	0.62	13.35	17.05	23	Pass
802.11n (HT20)	5180	Ant1	0.66	12.69	16.39	23	Pass
802.11n (HT20)	5200	Ant1	0.63	13.00	16.70	23	Pass
802.11n (HT20)	5240	Ant1	0.63	13.00	16.70	23	Pass
802.11n (HT40)	5190	Ant1	1.18	11.64	15.34	23	Pass
802.11n (HT40)	5230	Ant1	1.18	11.75	15.45	23	Pass

4.2 Test Plots





5. AVGSA Power Spectral Density

5.1 Test Data

U-NII-1 AVGSA Power Spectral Density							
Mode	Test Frequency (MHz)	Ant	Duty Cycle Factor (dB)	PSD (dBm)	RBW (kHz)	FCC Limit (dBm)	Result
802.11a	5180	Ant1	0.62	3.610	1000	11	Pass
802.11a	5200	Ant1	0.59	3.288	1000	11	Pass
802.11a	5240	Ant1	0.62	3.529	1000	11	Pass
802.11n (HT20)	5180	Ant1	0.66	3.212	1000	11	Pass
802.11n (HT20)	5200	Ant1	0.63	2.863	1000	11	Pass
802.11n (HT20)	5240	Ant1	0.63	2.913	1000	11	Pass
802.11n (HT40)	5190	Ant1	1.18	-1.668	1000	11	Pass
802.11n (HT40)	5230	Ant1	1.18	-1.531	1000	11	Pass

U-NII-1 AVGSA Power Spectral Density							
Mode	Test Frequency (MHz)	Ant	Duty Cycle Factor (dB)	PSD (dBm)	EIRP PSD (dBm)	IC Limit (dBm)	Result
802.11a	5180	Ant1	0.62	3.610	7.310	10	Pass
802.11a	5200	Ant1	0.59	3.288	6.988	10	Pass
802.11a	5240	Ant1	0.62	3.529	7.229	10	Pass
802.11n (HT20)	5180	Ant1	0.66	3.212	6.912	10	Pass
802.11n (HT20)	5200	Ant1	0.63	2.863	6.563	10	Pass
802.11n (HT20)	5240	Ant1	0.63	2.913	6.613	10	Pass
802.11n (HT40)	5190	Ant1	1.18	-1.668	2.032	10	Pass
802.11n (HT40)	5230	Ant1	1.18	-1.531	2.169	10	Pass

5.2 Test Plots

U-NII-1,802.11a,5180MHz,Ant0	U-NII-1,802.11a,5200MHz,Ant1
------------------------------	------------------------------



U-NII-1,802.11a,5240MHz,Ant1

U-NII-1,802.11n(HT20),5180MHz,Ant1



U-NII-1,802.11n(HT20),5200MHz,Ant1



U-NII-1,802.11n(HT20),5240MHz,Ant1



U-NII-1,802.11n(HT40),5190MHz,Ant1



U-NII-1,802.11n(HT40),5230MHz,Ant1

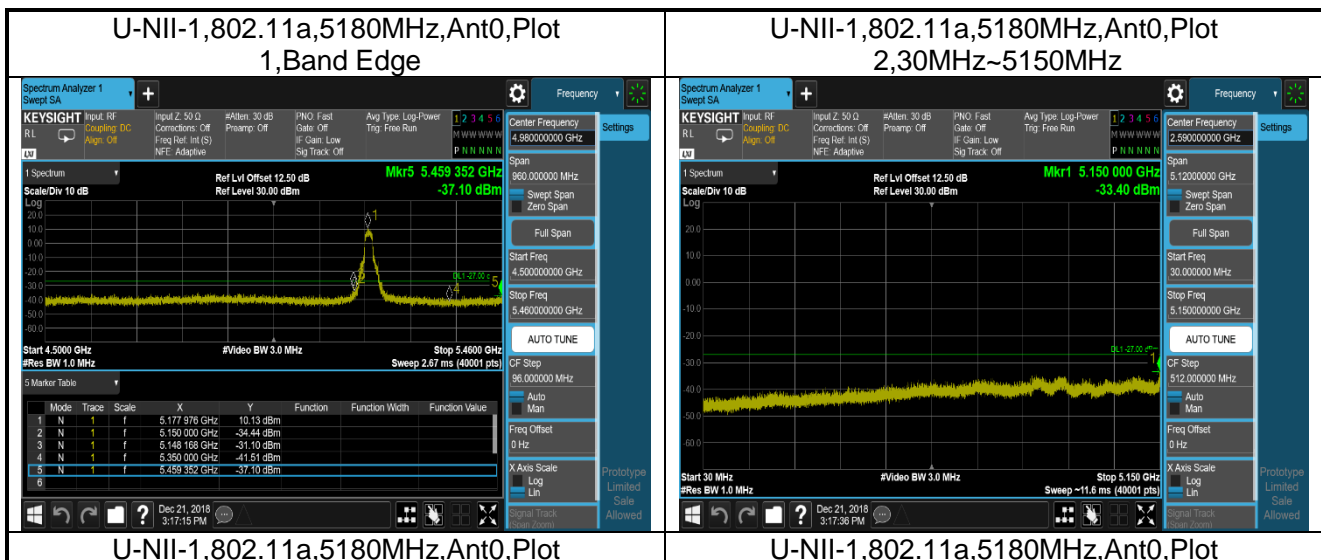


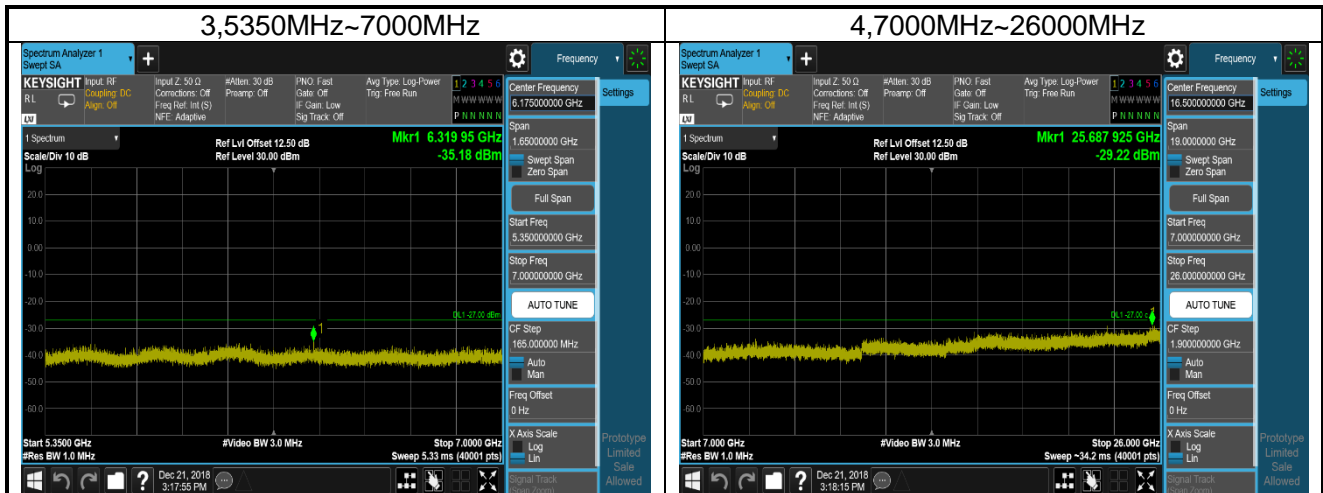
6. Transmitter Spurious Emission

6.1 Test Data

U-NII-1 Transmitter Spurious Emission						
Mode	Test Frequency (MHz)	Ant	Plot No.	Frequency Range	Emission (dBm)	Result
802.11a	5180	Ant1	1	Band Edge	-31.10	Pass
802.11a	5180	Ant1	2	30MHz~5150MHz	-33.40	Pass
802.11a	5180	Ant1	3	5350MHz~7000MHz	-35.18	Pass
802.11a	5180	Ant1	4	7000MHz~26000MHz	-29.22	Pass
802.11a	5200	Ant1	1	Band Edge	-35.04	Pass
802.11a	5200	Ant1	2	30MHz~5150MHz	-34.62	Pass
802.11a	5200	Ant1	3	5350MHz~7000MHz	-35.38	Pass
802.11a	5200	Ant1	4	7000MHz~26000MHz	-29.67	Pass
802.11a	5240	Ant1	1	Band Edge	-34.87	Pass
802.11a	5240	Ant1	2	30MHz~5150MHz	-34.70	Pass
802.11a	5240	Ant1	3	5350MHz~7000MHz	-34.44	Pass
802.11a	5240	Ant1	4	7000MHz~26000MHz	-29.45	Pass

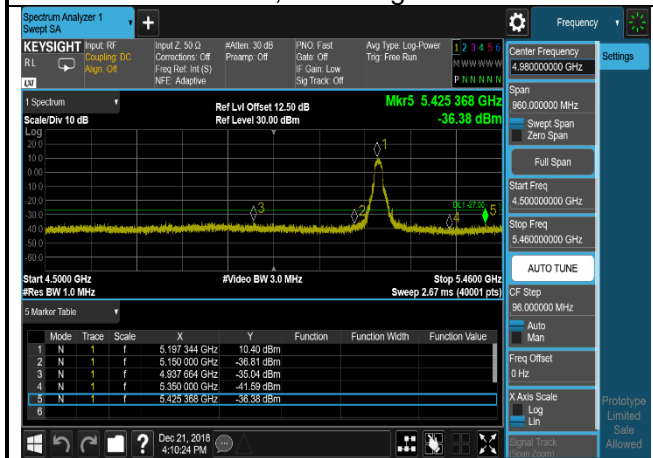
9.2 Test Plots



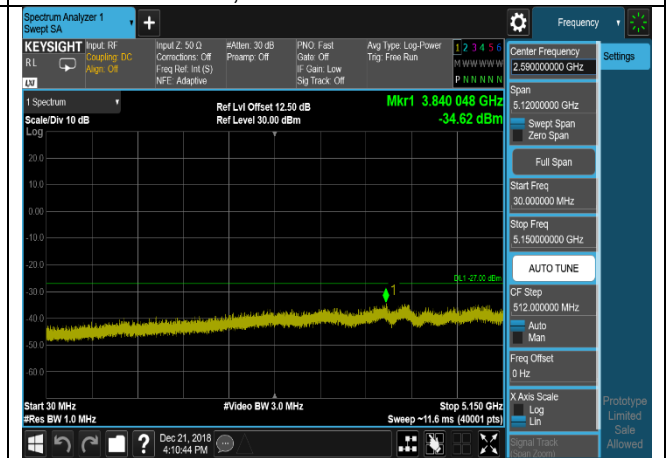


U-NII-1,802.11a,5200MHz,Ant1,Plot 1,Band Edge

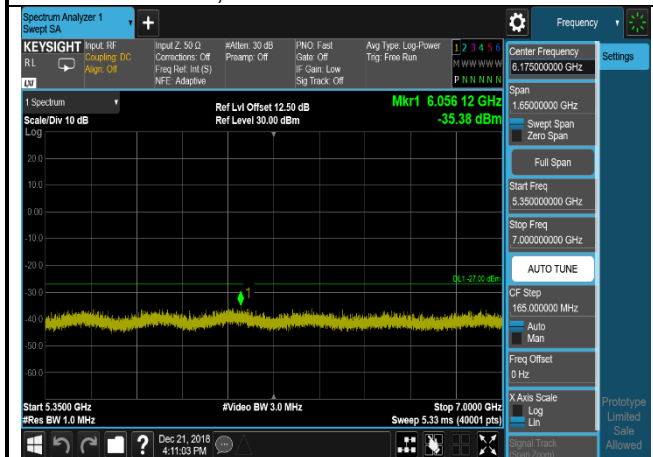
U-NII-1,802.11a,5200MHz,Ant1,Plot 2,30MHz~5150MHz



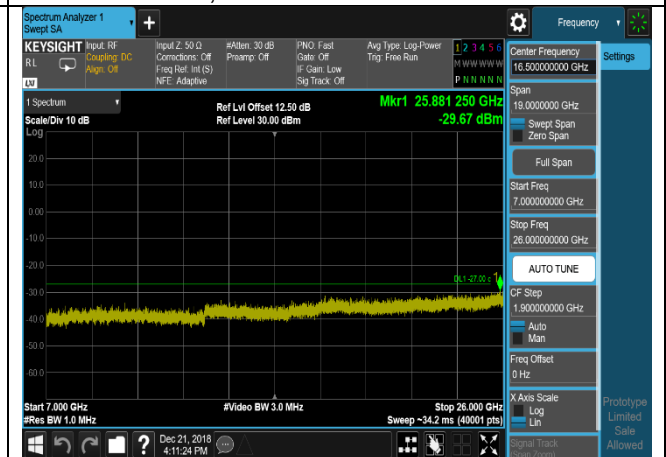
U-NII-1,802.11a,5200MHz,Ant1,Plot 3,5350MHz~7000MHz



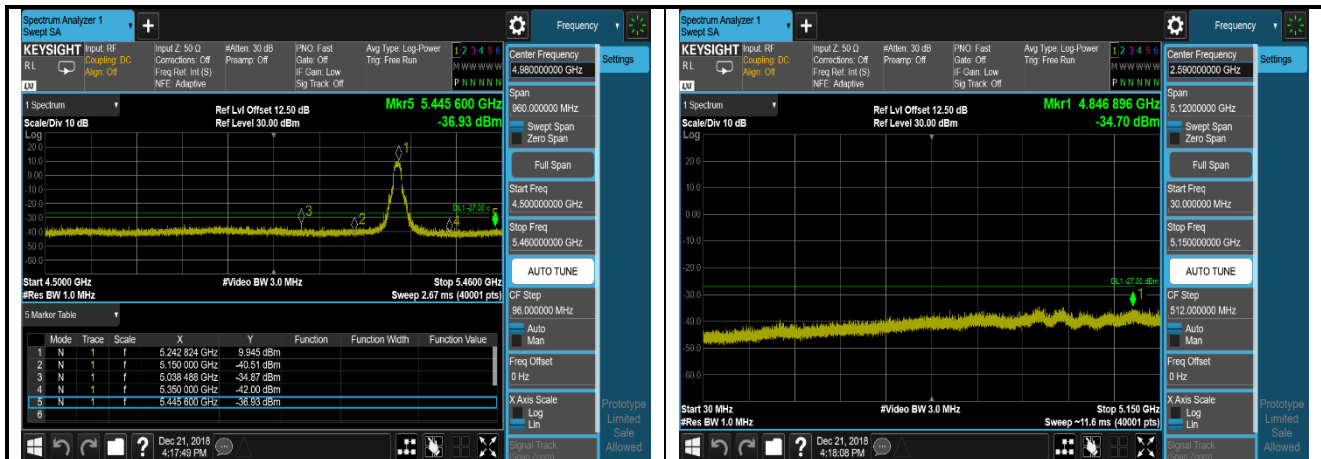
U-NII-1,802.11a,5200MHz,Ant1,Plot 4,7000MHz~26000MHz



U-NII-1,802.11a,5240MHz,Ant1,Plot 1,Band Edge



U-NII-1,802.11a,5240MHz,Ant1,Plot 2,30MHz~5150MHz



U-NII-1,802.11a,5240MHz,Ant1,Plot
3,5350MHz~7000MHz

U-NII-1,802.11a,5240MHz,Ant1,Plot
4,7000MHz~26000MHz

