

Issuing Laboratory:-  
Intertek Testing Services Hong Kong Limited

HKAS has accredited this laboratory (HOKLAS 005 – TEST) under HOKLAS for specific laboratory activities as listed in the HOKLAS directory of accredited laboratories.



## TEST REPORT

Report No.: 15050510HKG-002

Kidztech Toys Manufacturing Ltd.


Application  
For  
Certification  
(Original Grant)  
**(FCC ID: OTM-8806115-49MRX)**

Superregenerative Receiver

Prepared and Checked by:

Approved by:

  
Tse Ying, Cathy  
Senior Lead Engineer

  
Ng Mei Nar, Chris  
Lead Engineer  
Date: June 04, 2015

- Intertek's standard Terms and Conditions can be obtained at our website <http://www.intertek.com/terms/>.
- This report shall not be reproduced, except in full.
- This report is for the exclusive use of Intertek's Client and is provided pursuant to the agreement between Intertek and its Client. Intertek's responsibility and liability are limited to the terms and conditions of the agreement. Intertek assumes no liability to any party, other than to the Client in accordance with the agreement, for any loss, expense or damage occasioned by the use of this report. Only the Client is authorized to permit copying or distribution of this report and then only in its entirety. Any use of the Intertek name or one of its marks for the sale or advertisement of the tested material, product or service must first be approved in writing by Intertek. The observations and test results in this report are relevant only to the sample tested. This report by itself does not imply that the material, product, or service is or has ever been under an Intertek certification program.



Valued Quality. Delivered.

Issuing Laboratory:  
Intertek Testing Services Hong Kong Limited

HKAS has accredited this laboratory (HOKLAS 005 – TEST) under HOKLAS for specific laboratory activities as listed in the HOKLAS directory of accredited laboratories.



### GENERAL INFORMATION

Grantee:	Kidztech Toys Manufacturing Ltd.
Grantee Address:	Room 1201, 12/F., Inter-Continental Plaza, 94 Granville Road, Tsim Sha Tsui East, Kowloon, Hong Kong
Contact Person:	Eric Ho
Tel:	(852) 2721-8868
Fax:	(852) 2721-8838
e-mail:	N/A
Manufacturer:	Shantou Chenghai JinJun Toys Co. Ltd.
Manufacturer Address:	Yongxin Industry Zone, Lianshang, Chenghai, Shantou, China
Brand Name:	N/A
Model:	88242
	88561, 88571, 88581, 88591, 88601, 88611, 88621, 88631, 88641, 88651, 88681, 88741, 88562, 88572, 88582, 88592, 88602, 88612, 88622, 88632, 88642, 88652, 88682, 88742, 88061, 88071, 88081, 88091, 88101, 88111, 88121, 88131, 88141, 88151, 88181, 88241, 88062, 88072, 88082, 88092, 88102, 88112, 88122, 88132, 88142, 88152, 88182, 88063, 88073, 88083, 88093, 88103, 88113, 88123, 88133, 88143, 88153, 88183, 88243, 88064, 88074, 88084, 88094, 88104, 88114, 88124, 88134, 88144, 88154, 88184, 88244
Type of EUT:	Superregenerative Receiver
Description of EUT:	1/12 R/C Cars
Serial Number:	N/A
FCC ID:	OTM-8806115-49MRX
Date of Sample Submitted:	May 08, 2015
Date of Test:	May 08, 2015 to May 22, 2015
Report No.:	15050510HKG-002
Report Date:	June 04, 2015
Environmental Conditions:	Temperature: +10 to 40°C Humidity: 10 to 90%

Report No.: 15050510HKG-002  
FCC ID: OTM-8806115-49MRX

**Intertek Testing Services Hong Kong Ltd.**

2/F., Garment Centre, 576 Castle Peak Road, Kowloon, Hong Kong.  
Tel: (852) 2173 8888 Fax: (852) 2785 5487 Website: www.hk.intertek-etlsemko.com



Valued Quality. Delivered.

Issuing Laboratory:  
Intertek Testing Services Hong Kong Limited

HKAS has accredited this laboratory (HOKLAS 005 – TEST) under HOKLAS for specific laboratory activities as listed in the HOKLAS directory of accredited laboratories.



### SUMMARY OF TEST RESULT

TEST SPECIFICATION	REFERENCE	RESULTS
Receiver / Digital Device Radiated Emissions	15.109	Pass

The equipment under test is found to be complying with the following standards:  
FCC Part 15, October 1, 2013 Edition

- Note: 1. The EUT uses a permanently attached antenna which, in accordance to section 15.203, is considered sufficient to comply with the provisions of this section.
2. Pursuant to FCC part 15 Section 15.215(c), the 20 dB bandwidth of the emission was contained within the frequency band designated (mentioned as above) which the EUT operated. The effects, if any, from frequency sweeping, frequency hopping, other modulation techniques and frequency stability over excepted variations in temperature and supply voltage were considered.



Valued Quality. Delivered.

Issuing Laboratory:  
Intertek Testing Services Hong Kong Limited

HKAS has accredited this laboratory (HOKLAS 005 – TEST) under HOKLAS for specific laboratory activities as listed in the HOKLAS directory of accredited laboratories.



## Table of Contents

1.0	<b><u>General Description</u></b> .....	1
1.1	Product Description .....	1
1.2	Related Submittal(s) Grants .....	1
1.3	Test Methodology .....	1
1.4	Test Facility .....	2
2.0	<b><u>System Test Configuration</u></b> .....	3
2.1	Justification.....	3
2.2	EUT Exercising Software .....	3
2.3	Special Accessories.....	3
2.4	Measurement Uncertainty .....	3
2.5	Support Equipment List and Description.....	3
3.0	<b><u>Emission Results</u></b> .....	4
3.1	Field Strength Calculation .....	4
3.2	Radiated Emission Configuration Photograph .....	5
3.3	Radiated Emission Data .....	5
4.0	<b><u>Equipment Photographs</u></b> .....	7
5.0	<b><u>Product Labelling</u></b> .....	7
6.0	<b><u>Technical Specifications</u></b> .....	7
7.0	<b><u>Instruction Manual</u></b> .....	7
8.0	<b><u>Miscellaneous Information</u></b> .....	8
8.1	Stabilization Waveform .....	8
8.2	Discussion of Pulse Desensitization .....	9
8.3	Calculation of Average Factor .....	9
8.4	Emissions Test Procedures .....	9
9.0	<b><u>Equipment List</u></b> .....	12

Issuing Laboratory:  
Intertek Testing Services Hong Kong Limited

HKAS has accredited this laboratory (HOKLAS 005 – TEST) under HOKLAS for specific laboratory activities as listed in the HOKLAS directory of accredited laboratories.



## 1.0 General Description

### 1.1 Product Description

The equipment under test (EUT) is a superregenerative receiver of a RC car operating at 49.860 MHz. The EUT is powered by 1 x 7.2V rechargeable battery. The EUT has an ON/OFF switch.

After switching ON the EUT and the transmitter of the RC car, the EUT can be controlled to move forward, reverse, left and right by the transmitter.

The Models: 88561, 88571, 88581, 88591, 88601, 88611, 88621, 88631, 88641, 88651, 88681, 88741, 88562, 88572, 88582, 88592, 88602, 88612, 88622, 88632, 88642, 88652, 88682, 88742, 88061, 88071, 88081, 88091, 88101, 88111, 88121, 88131, 88141, 88151, 88181, 88241, 88062, 88072, 88082, 88092, 88102, 88112, 88122, 88132, 88142, 88152, 88182, 88063, 88073, 88083, 88093, 88103, 88113, 88123, 88133, 88143, 88153, 88183, 88243, 88064, 88074, 88084, 88094, 88104, 88114, 88124, 88134, 88144, 88154, 88184 and 88244 are the same as the Models: 88242 in hardware aspect. The models are different in non-conductive outer casing only.

Antenna Type: Internal, Integral

For electronic filing, the brief circuit description is saved with filename: descri.pdf.

### 1.2 Related Submittal(s) Grants

The Certification procedure of transmitter (with FCC ID: OTM-8806115-49MTX) for this receiver (with FCC ID: OTM-8806115-49MRX) is being processed at the same time of this application.

### 1.3 Test Methodology

Radiated emission measurements were performed according to the procedures in ANSI C63.4 (2009). All radiated measurements were performed in a 3m Chamber. Preliminary scans were performed in the 3m Chamber only to determine worst case modes. All radiated tests were performed at an antenna to EUT distance of 3 meters, unless stated otherwise in the “**Justification Section**” of this Application.



Valued Quality. Delivered.

Issuing Laboratory:  
**Intertek Testing Services Hong Kong Limited**

HKAS has accredited this laboratory (HOKLAS 005 – TEST) under HOKLAS for specific laboratory activities as listed in the HOKLAS directory of accredited laboratories.



#### 1.4 Test Facility

The 3m Chamber used to collect the radiated data is located at Workshop No. 3, G/F., World-Wide Industrial Centre, 43-47 Shan Mei Street, Fo Tan, Sha Tin, N.T., Hong Kong. This test facility and site measurement data have been placed on file with the FCC.

Issuing Laboratory:  
Intertek Testing Services Hong Kong Limited

HKAS has accredited this laboratory (HOKLAS 005 – TEST) under HOKLAS for specific laboratory activities as listed in the HOKLAS directory of accredited laboratories.



## 2.0 **System Test Configuration**

### 2.1 Justification

The system was configured for testing in a typical fashion (as a customer would normally use it), and in the confines as outlined in ANSI C63.4 (2009).

The device was powered by fully charged 1 x 7.2V Rechargeable batteries.

For maximizing emissions, the EUT was rotated through 360°, the antenna height was varied from 1 meter to 4 meters above the ground plane, and the antenna polarization was changed. This step by step procedure for maximizing emissions led to the data reported in Exhibit 3.0.

The unit was operated standalone and placed in the center of the turntable.

The equipment under test (EUT) was configured for testing in a typical fashion (as a customer would normally use it). The EUT was mounted to a plastic stand if necessary and placed on the wooden turntable, which enabled the engineer to maximize emissions through its placement in the three orthogonal axes.

### 2.2 EUT Exercising Software

There was no special software to exercise the device. Once the unit is powered up, it receives the RF signal continuously.

### 2.3 Special Accessories

There are no special accessories necessary for compliance of this product.

### 2.4 Measurement Uncertainty

When determining of the test conclusion, the Measurement Uncertainty of test has been considered.

Uncertainty and Compliance - Unless the standard specifically states that measured values are to be extended by the measurement uncertainty in determining compliance, all compliance determinations are based on the actual measured value.

### 2.5 Support Equipment List and Description

N/A.

Issuing Laboratory:  
Intertek Testing Services Hong Kong Limited

HKAS has accredited this laboratory (HOKLAS 005 – TEST) under HOKLAS for specific laboratory activities as listed in the HOKLAS directory of accredited laboratories.



### 3.0 Emission Results

Data is included of the worst case configuration (the configuration which resulted in the highest emission levels). A sample calculation, configuration photographs and data tables of the emissions are included.

#### 3.1 Field Strength Calculation

The field strength is calculated by adding the Antenna Factor and Cable Factor, and subtracting the Amplifier Gain (if any), Average Factor (optional) from the measured reading. The basic equation with a sample calculation is as follows:

$$FS = RA + AF + CF - AG - AV$$

where

- FS = Field Strength in dB $\mu$ V/m
- RA = Receiver Amplitude (including preamplifier) in dB $\mu$ V
- CF = Cable Attenuation Factor in dB
- AF = Antenna Factor in dB
- AG = Amplifier Gain in dB
- AV = Average Factor in dB

In the following table(s), the reading shown on the data table reflects the preamplifier gain. An example for the calculations in the following table is as follows:

$$FS = RR + LF$$

where

- FS = Field Strength in dB $\mu$ V/m
- RR = RA - AG - AV in dB $\mu$ V
- LF = CF + AF in dB

Assume a receiver reading of 52.0 dB $\mu$ V is obtained. The antenna factor of 7.4 dB and cable factor of 1.6 dB are added. The amplifier gain of 29 dB and average factor of 5 dB are subtracted, giving a field strength of 32 dB $\mu$ V/m. This value in dB $\mu$ V/m was converted to its corresponding level in  $\mu$ V/m.

RA = 52.0 dB $\mu$ V/m	
AF = 7.4 dB	RR = 18.0 dB $\mu$ V
CF = 1.6 dB	LF = 9.0 dB
AG = 29.0 dB	
AV = 5.0 dB	
FS = RR + LF	
FS = 18 + 9 = 27 dB $\mu$ V/m	

$$\text{Level in } \mu\text{V/m} = \text{Common Antilogarithm } [(27 \text{ dB}\mu\text{V/m})/20] = 22.4 \mu\text{V/m}$$



Issuing Laboratory:  
**Intertek Testing Services Hong Kong Limited**

HKAS has accredited this laboratory (HOKLAS 005 – TEST) under HOKLAS for specific laboratory activities as listed in the HOKLAS directory of accredited laboratories.



### 3.2 Radiated Emission Configuration Photograph

The worst case in radiated emission was found at 50.105 MHz

For electronic filing, the worst case radiated emission configuration photographs are saved with filename: radiated photos.pdf.

### 3.3 Radiated Emission Data

The data on the following page lists the significant emission frequencies, the limit and the margin of compliance. Numbers with a minus sign are below the limit.

Judgment: Passed by 4.2 dB

Issuing Laboratory:  
Intertek Testing Services Hong Kong Limited

HKAS has accredited this laboratory (HOKLAS 005 – TEST) under HOKLAS for specific laboratory activities as listed in the HOKLAS directory of accredited laboratories.



Applicant: Kidztech Toys Manufacturing Ltd.  
Model: 88242  
Worst-Case Operating Mode: Rx  
Sample: 2/2

Date of Test: May 22, 2015

Table 1  
**Radiated Emissions**  
**Pursuant to FCC Part 15 Section 15.109 Requirement**

Polarization	Frequency (MHz)	Reading (dB $\mu$ V)	Pre-amp (dB)	Antenna Factor (dB)	Net at 3m (dB $\mu$ V/m)	Limit at 3m (dB $\mu$ V/m)	Margin (dB)
V	45.689	39.6	16	10.0	33.6	40.0	-6.4
V	47.847	39.9	16	11.0	34.9	40.0	-5.1
V	50.105	40.8	16	11.0	35.8	40.0	-4.2
V	52.365	40.0	16	11.0	35.0	40.0	-5.0
V	55.378	38.9	16	11.0	33.9	40.0	-6.1
V	95.968	38.0	16	12.0	34.0	43.5	-9.5
V	98.416	38.8	16	12.0	34.8	43.5	-8.7
V	100.387	37.2	16	12.0	33.2	43.5	-10.3
V	141.036	35.6	16	14.0	33.6	43.5	-9.9
V	145.365	36.1	16	14.0	34.1	43.5	-9.4
V	147.873	34.8	16	14.0	32.8	43.5	-10.7
V	245.632	30.1	16	20.0	34.1	46.0	-11.9
V	298.105	27.8	16	22.0	33.8	46.0	-12.2

NOTES: 1. Peak Detector Data unless otherwise stated.

2. All measurements were made at 3 meters. Harmonic emissions not detected at the 3-meter distances were measured at 0.3-meter and an inverse proportional extrapolation was performed to compare the signal level to the 3-meter limit. No other harmonic emissions than those reported were detected at a test distance of 0.3-meter.
3. Negative sign in the column shows value below limit.
4. Horn antenna is used for the emission over 1000MHz.
5. Measurement Uncertainty is  $\pm 5.3$ dB at a level of confidence of 95%.

Issuing Laboratory:  
Intertek Testing Services Hong Kong Limited

HKAS has accredited this laboratory (HOKLAS 005 – TEST) under HOKLAS for specific laboratory activities as listed in the HOKLAS directory of accredited laboratories.



#### 4.0 **Equipment Photographs**

For electronic filing, the photographs are saved with filename: external photos.pdf and internal photos.pdf.

#### 5.0 **Product Labelling**

For electronics filing, the FCC ID label artwork and the label location are saved with filename: label.pdf.

#### 6.0 **Technical Specifications**

For electronic filing, the block diagram and schematic of the tested EUT are saved with filename: block.pdf and circuit.pdf respectively.

#### 7.0 **Instruction Manual**

For electronic filing, a preliminary copy of the Instruction Manual is saved with filename: manual.pdf.

This manual will be provided to the end-user with each unit sold/leased in the United States.

Issuing Laboratory:  
Intertek Testing Services Hong Kong Limited

HKAS has accredited this laboratory (HOKLAS 005 – TEST) under HOKLAS for specific laboratory activities as listed in the HOKLAS directory of accredited laboratories.



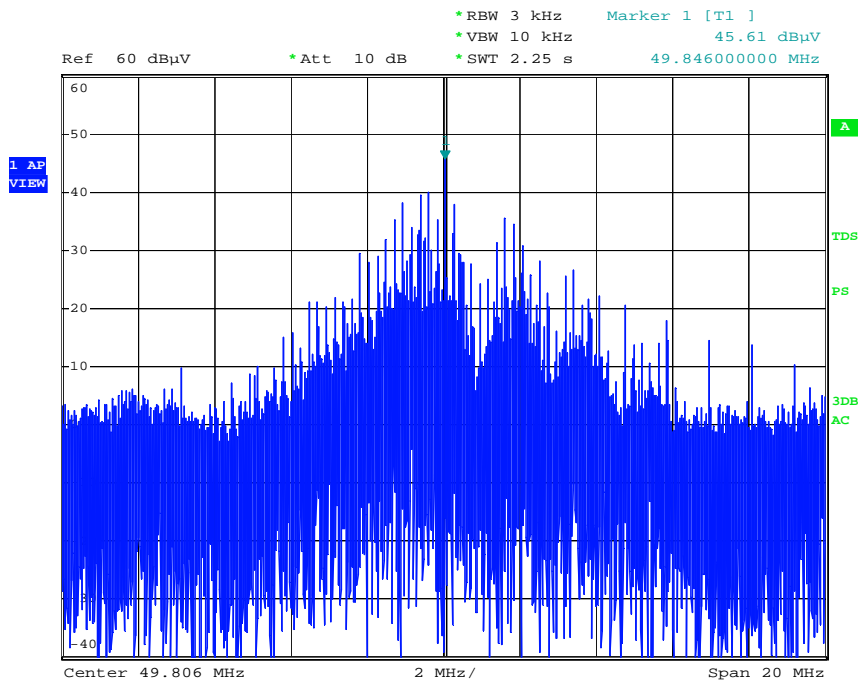
### 8.0 Miscellaneous Information

This miscellaneous information includes details of the stabilizing process (including a plot of the stabilized waveform), the test procedure and calculation of the factors such as pulse desensitization and averaging factor.

### 8.1 Stabilization Waveform

Previous to the testing, the superregenerative receiver was stabilized as outlined in the test procedure. The plot shows the fundamental emission when a signal generator was used to stabilize the receiver. Please note that the antenna was placed as close as possible to the EUT for clear demonstration of the waveform and that accurate readings are not possible from this plot.

#### Peak Measurement



Issuing Laboratory:  
Intertek Testing Services Hong Kong Limited

HKAS has accredited this laboratory (HOKLAS 005 – TEST) under HOKLAS for specific laboratory activities as listed in the HOKLAS directory of accredited laboratories.



## 8.2 Discussion of Pulse Desensitization

This device is a Superregenerative receiver. No desensitization of the measurement equipment is required as the received signals are continuously.

## 8.3 Calculation of Average Factor

This device is a Superregenerative receiver. It is not necessary to apply average factor to the measurement result.

## 8.4 Emissions Test Procedures

The following is a description of the test procedure used by Intertek Testing Services Hong Kong Ltd. in the measurements of Superregenerative receivers operating under the Part 15, Subpart B rules.

The test set-up and procedures described below are designed to meet the requirements of ANSI C63.4 (2009). A typical or an unmodulated CW signal at the operating frequency of the EUT has been supplied to the EUT for all measurements. Such a signal is supplied by a signal generator and an antenna in close proximity to the EUT. The signal level is sufficient to stabilize the local oscillator of the EUT.

The equipment under test (EUT) is placed on a wooden turntable which is four feet in diameter and approximately one meter in height above the groundplane. During the radiated emissions test, the turntable is rotated and any cables leaving the EUT are manipulated to find the configuration resulting in maximum emissions. The antenna height and polarization are also varied during the testing to search for maximum signal levels. The height of the antenna is varied from one to four meters.

Detector function for radiated emissions is in peak mode. Average readings, when required, are taken by measuring the duty cycle of the equipment under test and subtracting the corresponding amount in dB from the measured peak readings.

The frequency range scanned is from 30 MHz to 1000 MHz.

Issuing Laboratory:  
**Intertek Testing Services Hong Kong Limited**

HKAS has accredited this laboratory (HOKLAS 005 – TEST) under HOKLAS for specific laboratory activities as listed in the HOKLAS directory of accredited laboratories.



#### 8.4 Emissions Test Procedures (cont'd)

The EUT is warmed up for 15 minutes prior to the test.

AC power to the unit is varied from 85% to 115% nominal and variation in the fundamental emission field strength is recorded. If battery powered, a new, fully charged battery is used.

Conducted measurements were made as described in ANSI C63.4 (2009).

The IF bandwidth used for measurement of radiated signal strength was 10 kHz for emission below 30 MHz and 120 kHz for emission from 30 MHz to 1000 MHz. Above 1000 MHz, a resolution bandwidth of 1 MHz is used.

Measurements are normally conducted at a measurement distance of three meters. All measurements are extrapolated to three meters using inverse scaling, unless otherwise reported. Measurements taken at a closer distance are so marked.

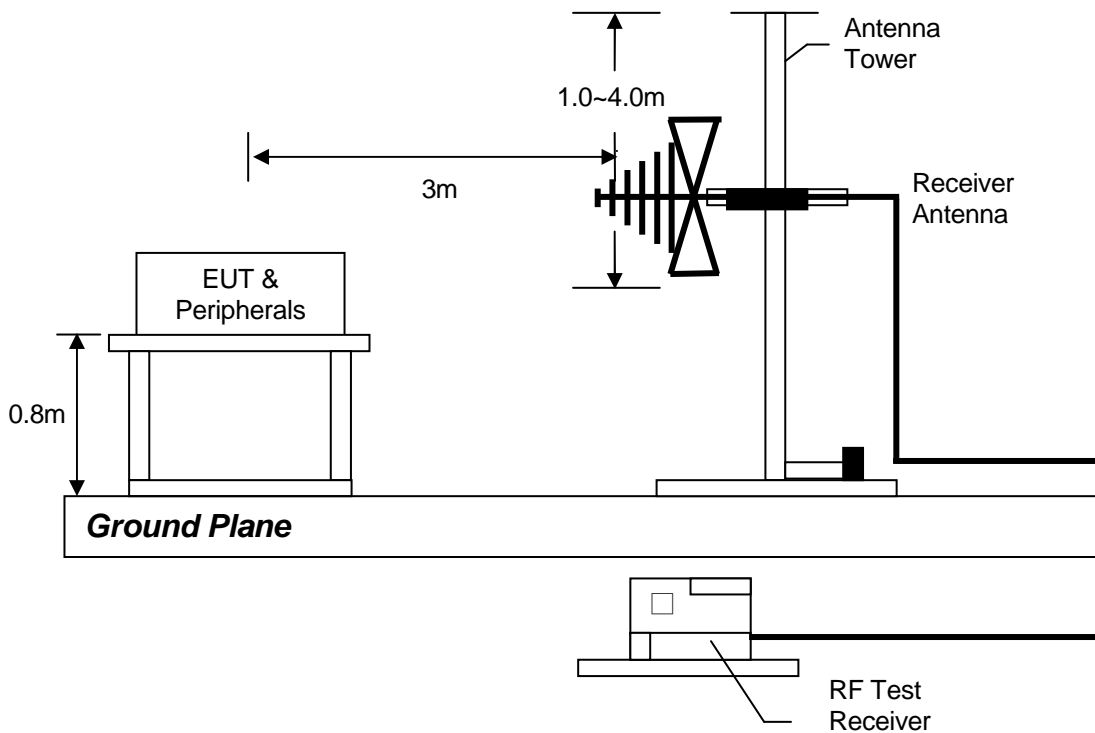
Issuing Laboratory:  
Intertek Testing Services Hong Kong Limited

HKAS has accredited this laboratory (HOKLAS 005 – TEST) under HOKLAS for specific laboratory activities as listed in the HOKLAS directory of accredited laboratories.



### 8.4.1 Radiated Emission Test Setup

The figure below shows the test setup, which is utilized to make these measurements.



Issuing Laboratory:  
Intertek Testing Services Hong Kong Limited

HKAS has accredited this laboratory (HOKLAS 005 – TEST) under HOKLAS for specific laboratory activities as listed in the HOKLAS directory of accredited laboratories.



## 9.0 Equipment List

### 1) Radiated Emissions Test

Equipment	EMI Test Receiver	Spectrum Analyzer	Biconical Antenna
Registration No.	EW-2500	EW-2329	EW-0954
Manufacturer	R&S	R&S	EMCO
Model No.	ESCI	FSP3	3104C
Calibration Date	Nov. 06, 2014	Jun. 19, 2014	Nov. 14, 2014
Calibration Due Date	Nov. 06, 2015	Jun. 19, 2015	May. 14, 2016

Equipment	Log Periodic Antenna
Registration No.	EW-0446
Manufacturer	EMCO
Model No.	3146
Calibration Date	Nov. 10, 2014
Calibration Due Date	May. 10, 2016

### 2) Bandedge Measurement

Equipment	Spectrum Analyzer
Registration No.	EW-2249
Manufacturer	R&S
Model No.	FSP30
Calibration Date	Nov. 19, 2014
Calibration Due Date	Nov. 19, 2015

END OF TEST REPORT