



RCTRUCK

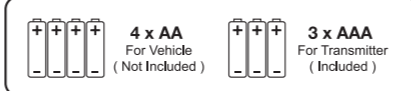
87202

Contents

- Vehicle x 1
- Transmitter x 1
- Instruction Manual x 1

Battery Requirement

- Vehicle: 4 x 1.5V AA batteries
- Transmitter: 3 x 1.5V AAA batteries



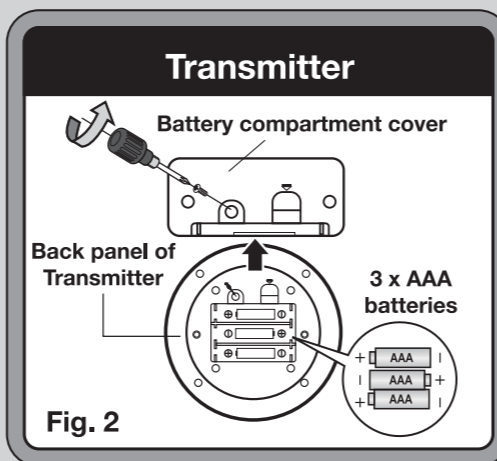
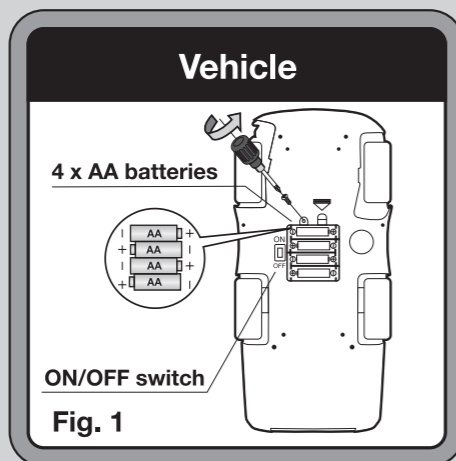
Battery Precaution

- Alkaline batteries are recommended to be used
- Only batteries of the same or equivalent type as recommended are to be used
- Do not mix alkaline, standard or rechargeable batteries
- Do not mix old and new batteries or different type of batteries
- Non-rechargeable batteries are not to be charged
- Rechargeable batteries for adult charging only
- Rechargeable batteries are to be removed from the product before they are charged
- Be sure to insert batteries with correct polarities and always follow the battery manufacturer's instructions
- Remove all batteries from the Vehicle and Transmitter when not in use
- Exhausted batteries are to be removed from the product
- The supply terminals are not to be short-circuited
- Dispose of batteries properly. Do not dispose the batteries in fire – it may cause them to explode or leak causing injury or damage
- Battery installation and removal must only be done by adult

Battery Installation

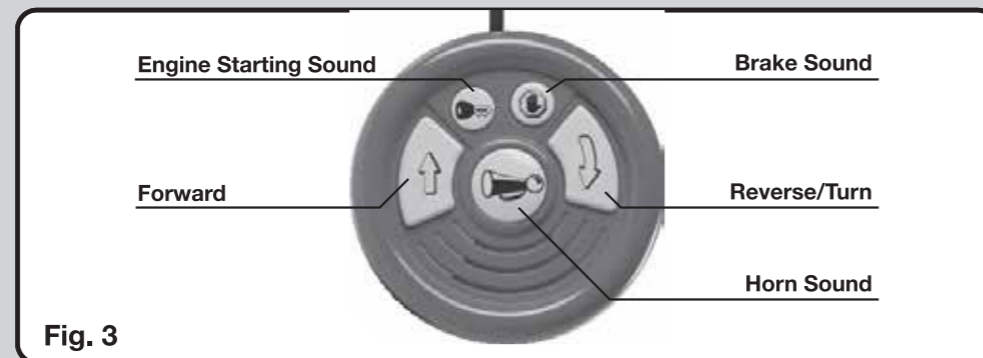
For Vehicle (Fig. 1)

- Switch OFF the power.
- Unscrew the screw on the battery cover.
- Open the battery cover.
- Install 4 new 1.5V AA batteries with correct polarities (+/-) as shown inside the battery compartment.
- Close the battery cover.
- Tighten the screw on the battery cover.



For Transmitter (Fig. 2)

- Unscrew the screw on the battery cover.
- Open the battery cover.
- Install 3 new 1.5V AAA batteries with correct polarity (+/-) as shown inside the battery compartment.
- Close the battery cover.
- Tighten the screw on the battery cover.



How to Play

- Switch ON the Vehicle.
- Press the Forward Button (Fig.3) to drive the Vehicle forward.
- Press the Reverse Button (Fig.3) to drive the Vehicle backward and turn.
- Use the transmitter to trigger different sounds (Fig.3).
- Play on smooth surface for optimum performance.
- Remember to switch OFF the power of the Vehicle after playing.
- The optimum control range is up to 10m outdoor.

Performance Tips

- Do not drive on grass, dirt, sand, dusts, carpet or go through water.
- Do not drive in windy or rainy weather.
- Avoid direct impact the Vehicle with obstacles.
- Switch OFF the power when not in use to prevent damage of Vehicle due to leakage of electrolyte from batteries.
- Remove all batteries from the Vehicle and Transmitter when not in use for long period.
- Keep fingers, hair and loose clothing away from wheels.
- The operating range can be affected by a variety of factors.
 - Low Voltage of batteries in Transmitter or Vehicle.
 - Interference from other items that emit radio frequency signals.
- Outdoor usage is recommended in order to get optimum control range.
- Recommend to play the vehicle on a clean and smooth surface.
- Clean the battery compartment to make sure it is free from dust to prevent poor contact of batteries.

Cautions

- Do not attempt to disassemble the Vehicle or Transmitter.
- Avoid other remote control devices close by that might be transmitting on the same frequency. Doing so could make the Vehicle lose control.
- Discard packaging and remove all accessories before giving the Vehicle and Transmitter to child.

FCC label compliance statement:

This device complies with part 15 of the FCC rules. Operation is subject to the following two conditions:

- This device may not cause harmful interference, and
- This device must accept any interference received, including interference that may cause undesired operation. Note: This equipment has been tested and found to comply with the limits for a Class B digital device, pursuant to Part 15 of the FCC Rules. These limits are designed to provide reasonable protection against harmful interference in a residential installation. This equipment generates, uses and can radiate radio frequency energy and, if not installed and used in accordance with the instructions, may cause harmful interference to radio communications. However, there is no guarantee that interference will not occur in a particular installation. If this equipment does cause harmful interference to radio or television reception, which can be determined by turning the equipment off and on, the user is encouraged to try to correct the interference by one or more of the following measures:

- Reorient or relocate the receiving antenna
- Increase the separation between the equipment and receiver
- Connect the equipment into an outlet on a circuit different from that to which the receiver is needed
- Consult the dealer or an experienced radio/TV technician for help

Warning: Changes or modifications to this unit not expressly approved by the party responsible for compliance could void the user's authority to operate the equipment.

RSS Compliance Statements:

This device contains licence-exempt transmitter(s)/receiver(s) that comply with Innovation, Science and Economic Development Canada's licence-exempt RSS(s).

Operation is subject to the following two conditions:

- This device may not cause interference.
- This device must accept any interference, including interference that may cause undesired operation of the device.

Carrier frequency: 27.145MHz (or 49.860MHz), Field strength: <80 dBµV/m at 3m

Declaration of Conformity

The product is in conformity with the requirement of EU Directive 2014/53/EU

Environmental notes:

- The whole product also does not belong to household waste at the end of the product life.
- You can return it at collection points for the recycling of electronic and electrical instruments
- The symbol on the item, instruction manual, hangtag or packing is showing this clearly.
- Materials should be recycled according to their respective markings.
- Recycling of old devices or other re-use of materials contained therein represents an important contribution to environmental protection.
- Please ask at your local community for the correct collection point.

Disposal of batteries

- Batteries should not be disposed of in the household waste. As the consumer you are legally obliged to return batteries containing harmful substances and all other used batteries. You can hand in your old batteries at public collection points in your area or wherever batteries are sold.
- You will find these chemical abbreviations along with a crossed-out refuse bin on batteries containing harmful substances:
- Pb=Battery contains lead
- Cd=Battery contains cadmium
- Hg=Battery contains mercury

Frequency band : 26.957 - 27.283 MHz
Maximum radio frequency power transmitted : <0 dBm

The packaging and instruction manual contain important information.

Please keep them for future reference.

Warning! Choking Hazard. Not suitable for children under the age of 3 years due to small parts.

We reserve the right to improve/amend specifications and colors without notice.

Warning! The Antenna of vehicle and/or transmitter is/are not to be inserted into socket outlets.



www.kidztech.net

Conforms to the safety requirements of ASTM F963

KIDZTECH TOYS MANUFACTURING LTD.
Room 802, 8/F, Inter-Continental Plaza,
94 Granville Road, TST East, Hong Kong.
Tel: (852) 27218868 info@kidztech.net
Made in China http://www.kidztech.net

US OFFICE:
1540 Forest Avenue,
River Forest, IL 60305, USA
Tel: 708-689-0085 Fax: 708-689-8172

