

FCC Test Report

Application No.: T31620220029EM
Applicant: KIDZTECH TOYS MANUFACTURING LTD.
Address: Rm 1201, Inter-Continental Plaza,
94 Granville Road, TST, Hong Kong.

Product Information:

Product Description: R/C YAMAHA 2014 RAPTOR 700R
Item No.: 84011 / 84331 / 84052 / 5F633E3 / 267336 / 228311 / 897143 / 1160483 / 107686...♣
♣ Please refer to section 2 of this report which indicates which item was actually tested and which were electrically identical.

Country of Origin: China
Age Grading: 6+
Product Class : Low Power Communication Device – Transmitter (49MHz)
FCC ID number: OTM-8405216-49MTX

Requirement: CFR 47 FCC PART 15 SUBPART C, 2015
- Intentional Radiators. (Section 15.235)

Date of Receipt: 2016-06-08
Date of Test: 2016-06-15
Date of Issue: 2016-07-09

Test Result :	PASS*
----------------------	--------------

* In the configuration tested, the EUT complied with the requirements for the relevant clauses of Federal Communications Commission Rules as specified above.

Authorized Signature:



CHEN Jian-feng, Jeffrey

The manufacturer should ensure that all products in series production are in conformity with the product sample detailed in this report. If the product in this report is used in any configuration other than that detailed in the report, the manufacturer must ensure the new system complies with all relevant standards.
The report must not be used by the client to claim product certification, approval, or endorsement by NVLAP, NIST, or any agency of the federal government. All test results in this report can be traceable to National or International Standards.
This document is issued by the Company subject to its General Conditions of Service printed overleaf, available on request or accessible at <http://www.sgs.com/en/Terms-and-Conditions.aspx> and for electronic format documents, subject to Terms and Conditions for Electronic Documents at <http://www.sgs.com/en/Terms-and-Conditions/Terms-e-Document.aspx>. Attention is drawn to the limitation of liability, indemnification and jurisdiction issues defined therein. Any holder of this document is advised that information contained hereon reflects the Company's findings at the time of its intervention only and within the limits of Client's instructions, if any. The Company's sole responsibility is to its Client and this document does not exonerate parties to a transaction from exercising all their rights and obligations under the transaction documents. This document cannot be reproduced except in full, without prior written approval of the Company. Any unauthorized alteration, forgery or falsification of the content or appearance of this document is unlawful and offenders may be prosecuted to the fullest extent of the law. Unless otherwise stated the results shown in this test report refer only to the sample(s) tested and such sample(s) are retained for 30 days only.

2 Test Summary

Test	Test Requirement	Test Method	Class / Severity	Result
Conducted Emission (150KHz to 30MHz)	FCC PART 15, SUBPART C: 2015	ANSI C63.10:2013	Class B	N/A ¹⁾
Radiated Emission below 30MHz	FCC PART 15, SUBPART C: 2015	ANSI C63.10:2013	Class B	PASS
Radiated Emission (30MHz to 1GHz)	FCC PART 15, SUBPART C: 2015	ANSI C63.10:2013	Class B	PASS
Radiated Emission above 1 GHz	FCC PART 15, SUBPART C: 2015	ANSI C63.10:2013	Class B	N/A ¹⁾

Remark :

1) Please refer to section 6.1 & 6.4 of this report for explanation

♣ Item no.: 84011 / 84331 / 84052 / 5F633E3 / 267336 / 228311 / 897143 / 1160483 / 107686

According to the confirmation from the applicant, the above models are identical in all electrical aspects in relating to the circuit design, PCB layout, electrical components used, internal wiring and function. The differences are only the model no., color and decorations

Therefore only the model as shown on 7.2 was tested in this report.

3 Contents

	Page
1 COVER PAGE	1
2 TEST SUMMARY	2
3 CONTENTS	3
4 GENERAL INFORMATION.....	4
4.1 GENERAL DESCRIPTION OF EUT	4
4.2 DETAILS OF EUT	4
4.3 CONDITIONS OF EUT	4
4.4 DESCRIPTION OF SUPPORT UNITS	4
4.5 STANDARDS APPLICABLE FOR TESTING.....	4
4.6 TEST LOCATION	4
4.7 TEST FACILITY	5
4.8 DEVIATION FROM STANDARDS.....	6
4.9 ABNORMALITIES FROM STANDARD CONDITIONS.....	6
4.10 DECLARATION OF FAMILY GROUPING.....	6
4.11 ABBREVIATIONS.....	6
5 EQUIPMENTS USED DURING TEST.....	7
6 TEST RESULTS	8
6.1 CONDUCTED EMISSIONS MAINS TERMINALS, 150KHZ TO 30MHZ.....	8
6.2 RADIATED EMISSIONS BELOW 30MHZ	8
6.2.1 EUT Operation	9
6.2.2 Test Setup and Procedure.....	9
6.2.3 Measurement Data.....	10
PULSE WIDTH = 1.54 MS (TOTAL NO. OF PULSE : 4)	13
6.3 RADIATED EMISSIONS, 30MHZ TO1GHZ	15
6.3.1 EUT Operation	15
6.3.2 Test Setup and Procedure.....	16
6.3.3 Measurement Data.....	17
6.4 RADIATED EMISSIONS ABOVE 1 GHZ	18
7 PHOTOGRAPHS.....	19
7.1 RADIATED EMISSION TEST SETUP	19
7.2 EUT CONSTRUCTIONAL DETAILS.....	21
7.3 INTERNAL PHOTO	22

This document is issued by the Company subject to its General Conditions of Service printed overleaf, available on request or accessible at <http://www.sgs.com/en/Terms-and-Conditions.aspx> and, for electronic format documents, subject to Terms and Conditions for Electronic Documents at <http://www.sgs.com/en/Terms-and-Conditions/Terms-e-Documents.aspx>. Attention is drawn to the limitation of liability, indemnification and jurisdiction issues defined therein. Any holder of this document is advised that information contained hereon reflects the Company's findings at the time of its intervention only and within the limits of Client's instructions, if any. The Company's sole responsibility is to its Client and this document does not exonerate parties to a transaction from exercising all their rights and obligations under the transaction documents. This document cannot be reproduced except in full, without prior written approval of the Company. Any unauthorized alteration, forgery or falsification of the content or appearance of this document is unlawful and offenders may be prosecuted to the fullest extent of the law.

Unless otherwise stated the results shown in this test report refer only to the sample(s) tested and such sample(s) are retained for 30 days only.


4 General Information

4.1 General Description of EUT

EUT Name: R/C YAMAHA 2014 RAPTOR 700R
Item No.: 84052
Serial No.: --

4.2 Details of EUT

Power Supply: DC 9V (6F22 battery x 1) for TX
Power Cord: --
Antenna type: Integral antenna



antenna use unique antenna jack

Operating frequency: 49.86MHz
Modulation Type: PCM

4.3 Conditions of EUT

The received sample was under good condition.

4.4 Description of Support Units

The EUT has been tested as an independent unit.

4.5 Standards Applicable for Testing

CFR 47, FCC Part 15, Oct 2015
ANSI C63.10:2013

4.6 Test Location

All tests were performed at: -

SGS IECC Limited (Member of the SGS Group (SGS SA))

Units 303-305, 3/F., 31 Lok Yip Road, On Lok Tsuen, Fanling, N.T., Hong Kong

Tel: +852 2305 2570 Fax: +852 2756 4480.

No tests were sub-contracted.

4.7 Test Facility

The test facility is recognized, certified, or accredited by the following organizations:

FCC – CAB Registration No.: 446297

Measurement facility located at Fanling (Hong Kong), accredited as a Conformity Assessment Body (CAB) and was designated by FCC to perform compliance testing on equipment subject to Declaration Of Conformity (DOC) and Certification under Part 15 and 18 of the Commission's Rules.

4.8 Deviation from Standards

None.

4.9 Abnormalities from Standard Conditions

None.

4.10 Declaration of Family Grouping

None.

4.11 Abbreviations

N/A: Not Applicable

EUT: Equipment Under Test

5 Equipments Used during Test

Radiated Emission				
Equipment	Manufacturer	Model / Serial No.	Cal. Date	Cal. Due Date
3m Semi-Anechoic Chamber (pre-test)	--	--	--	--
3m / 10m Open Area Test Site	--	--	2015/03/11	2018/03/10
Test Receiver	Rohde & Schwarz	ESCS 30 / 100388	2015/09/29	2018/09/28
Spectrum Analyzer	Rohde & Schwarz	FSP30 / 101474	2016/05/30	2017/05/29
Antenna (30-1000 MHz)	Schaffner	CBL6111C / 2791	2014/10/19	2016/10/18
Loop Antenna	Rohde & Schwarz	HFH2-Z2 / 871336/48	2016/01/23	2019/01/22
Coaxial Cable	--	E167	2016/06/25	2017/06/24
Antenna Mast System	Schwarzbeck	AM9104 / -	--	--
Turntable with Controller	Drehtisch	DT312 / -	--	--

General Use Equipment				
Equipment	Manufacturer	Model / Serial No.	Cal. Date	Cal. Due Date
Digital Multimeter	Fluke	189 / 83640020	2016/04/20	2017/04/19
Temperature / Humidity meter	-	E159	2015/10/07	2016/10/06

This document is issued by the Company subject to its General Conditions of Service printed overleaf, available on request or accessible at <http://www.sgs.com/en/Terms-and-Conditions.aspx> and, for electronic format documents, subject to Terms and Conditions for Electronic Documents at <http://www.sgs.com/en/Terms-and-Conditions/Terms-e-Documents.aspx>. Attention is drawn to the limitation of liability, indemnification and jurisdiction issues defined therein. Any holder of this document is advised that information contained hereon reflects the Company's findings at the time of its intervention only and within the limits of Client's instructions, if any. The Company's sole responsibility is to its Client and this document does not exonerate parties to a transaction from exercising all their rights and obligations under the transaction documents. This document cannot be reproduced except in full, without prior written approval of the Company. Any unauthorized alteration, forgery or falsification of the content or appearance of this document is unlawful and offenders may be prosecuted to the fullest extent of the law.

Unless otherwise stated the results shown in this test report refer only to the sample(s) tested and such sample(s) are retained for 30 days only.

6 Test Results

6.1 Conducted Emissions Mains Terminals, 150kHz to 30MHz

Test Requirement: FCC Part15 B
Test Method: ANSI C63.10
Test Date: Not Applicable

Remark:

The product is battery operated and this test is not applicable.

6.2 Radiated Emissions below 30MHz

Test Requirement: FCC Part15 Subpart C Section 15.235 and 15.209
Test Method: ANSI C63.10
Test Date: 2016-06-15
Frequency Range: 9kHz to 30MHz
Measurement Distance: 3 m
Detector: Peak for pre-scan
(200Hz resolution bandwidth and 1kHz video bandwidth for measurement between 9kHz – 150kHz)
(9kHz resolution bandwidth and 100kHz video bandwidth for measurement between 150kHz – 30MHz)
Peak for final measurement within the operation band
Quasi-Peak for final measurement outside the operation band

Limits :

(a) Measurement within operation band :

Average detector : 10000 μ V/m (or 80 dB(μ V/m)) at 3 m

Peak detector : 100 dB(μ V/m) at 3m

(b) Measurement outside operation band :

Frequency range (MHz)	Field strength limits (μ V/m)	Measurement distance (m)
0.009 to 0.490	2400/F(kHz)	300
0.490 to 1.705	24000/F(kHz)	30
1.705 to 30.0	30	30
Note: At transitional frequencies the lower limit applies.		

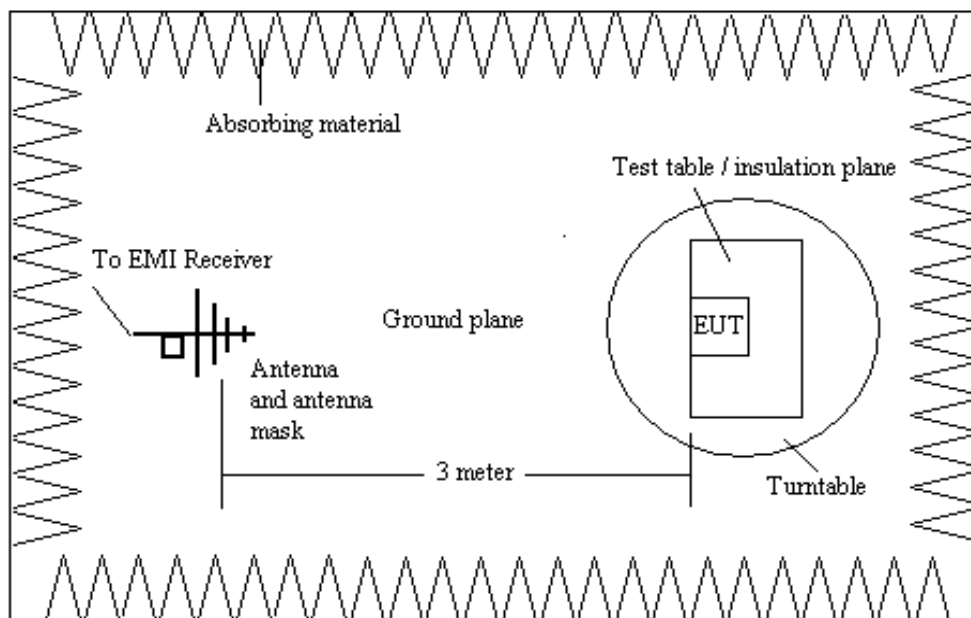
6.2.1 EUT Operation

Operating Environment:

Temperature: 25 °C Humidity: 48 %

- EUT Operation: Pre-test with Peak detector with the following mode(s):
1. Control for different direction with both control button or single button
- Final test with Peak detector with the following mode(s):
1. Control with up direction of left control button

6.2.2 Test Setup and Procedure



1. The pre-test of the radiated emissions test was conducted in a semi-anechoic chamber and the final measurement was conducted in the open area test site.
2. The EUT was operated with new battery. The EUT was placed upon a non-metallic table 0.8m above the floor.
3. A loop antenna for the frequency range 9kHz - 30MHz, connected with 10 meters coaxial cable to the test receiver was used for measurement. The center of the loop was 1 m above the floor, positioned with its plane vertical at the specified distance and rotated about its vertical axis and placed horizontal for maximum response at each azimuth about the EUT.

This document is issued by the Company subject to its General Conditions of Service printed overleaf, available on request or accessible at <http://www.sgs.com/en/Terms-and-Conditions.aspx> and, for electronic format documents, subject to Terms and Conditions for Electronic Documents at <http://www.sgs.com/en/Terms-and-Conditions/Terms-e-Documents.aspx>. Attention is drawn to the limitation of liability, indemnification and jurisdiction issues defined therein. Any holder of this document is advised that information contained hereon reflects the Company's findings at the time of its intervention only and within the limits of Client's instructions, if any. The Company's sole responsibility is to its Client and this document does not exonerate parties to a transaction from exercising all their rights and obligations under the transaction documents. This document cannot be reproduced except in full, without prior written approval of the Company. Any unauthorized alteration, forgery or falsification of the content to appearance of this document is unlawful and offenders may be prosecuted to the fullest extent of the law.

Unless otherwise stated the results shown in this test report refer only to the sample(s) tested and such sample(s) are retained for 30 days only.

4. An initial pre-scan was performed to find out the maximum emission level of the sample placed at 3 orthogonal planes and with the turntable rotated 360°. Final measurement was then performed to record the data for fundamental emission within the operation band and spurious emissions outside the band under worst-case condition for combination of the antenna orientation and turntable position.
5. Emission at the fundamental frequency for this pulse modulated device was measured with the peak detector function of the test receiver and was properly adjusted for the duty cycle correction factor as pulse desensitization to calculate the average emission value.

6.2.3 Measurement Data

An initial pre-scan was performed in the 3m chamber using the spectrum analyser in peak detection mode. The EUT was measured by loop antenna with 3 orthogonal polarities. Final measurement was conducted in the open area test site with data as follows:

(a) Measurement within operation band :

Frequency (MHz)	Antenna Polarity	Test Results (dBµV/m)		FCC Limit (dBµV/m)	
		Peak	Average *	Peak	Average
49.86	Horizontal	42.61	37.54	100	80
	Vertical	54.81	49.74	100	80

Note : (1) The above peak value is the maximum value of the measurement in the 3 orthogonal planes

(2) * Calculation for radiation (average) :

Formula :

$$\text{Duty cycle} = (N1L1 + N2L2 + \dots + Nn-1Ln-1 + NnLn) / 100 \text{ or } T$$

where

N1 is the number of type 1 pulse, L1 is length of type 1 pulse, etc.

T is the period of the pulse train (if less than 100ms)

According to the time domain plots shown on the next two pages :

$$\text{Duty cycle of the EUT} = (16 \times 0.48 + 4 \times 1.54) / 24.8 = 0.558$$

$$\begin{aligned} \text{Av correction factor} &= 20 \times \log(0.558) \text{ dB} \\ &= -5.07 \text{ dB} \end{aligned}$$

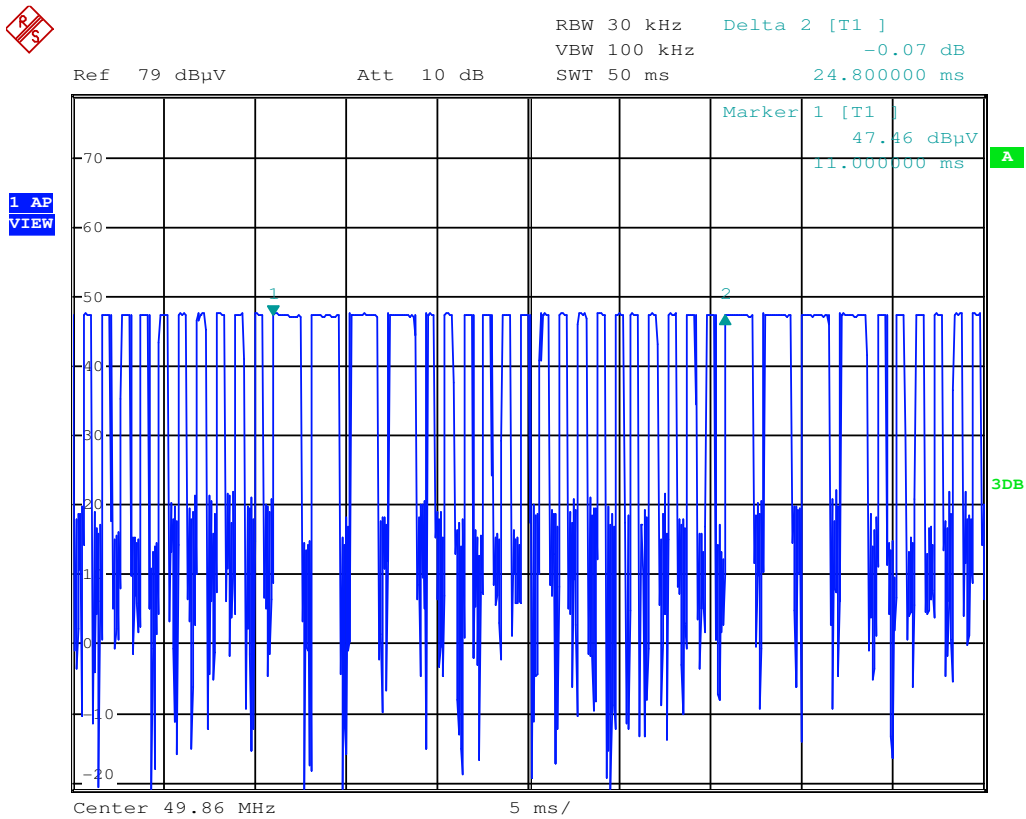
$$\text{Radiation (average)} = \text{Radiation (peak)} + \text{Av correction factor}$$

$$\begin{aligned} \text{Radiation (average) of the EUT} &= 42.61 - 5.07 \text{ dB}(\mu\text{V/m}) = 37.54 \text{ dB}(\mu\text{V/m}) \text{ (Horizontal ant.)} \\ &= 54.81 - 5.07 \text{ dB}(\mu\text{V/m}) = 49.74 \text{ dB}(\mu\text{V/m}) \text{ (Vertical ant.)} \end{aligned}$$

(b) Measurement outside operation band :

The spurious radiated emissions measured by the loop antenna was negligible (more than 20dB below limit).

Time Domain Plots (Fundamental frequency of Transmitter) :

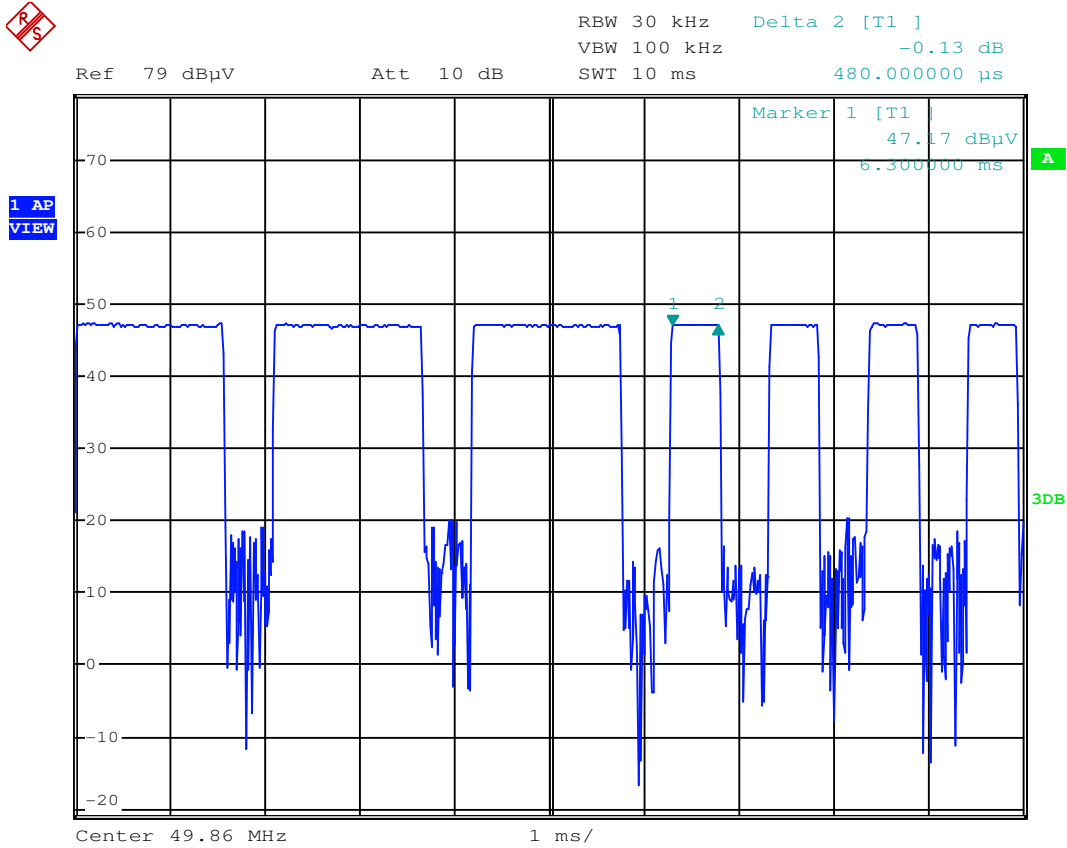


Pulse cycle period = 24.80 ms

This document is issued by the Company subject to its General Conditions of Service printed overleaf, available on request or accessible at <http://www.sgs.com/en/Terms-and-Conditions.aspx> and, for electronic format documents, subject to Terms and Conditions for Electronic Documents at <http://www.sgs.com/en/Terms-and-Conditions/Terms-e-Documents.aspx>. Attention is drawn to the limitation of liability, indemnification and jurisdiction issues defined therein. Any holder of this document is advised that information contained hereon reflects the Company's findings at the time of its intervention only and within the limits of Client's instructions, if any. The Company's sole responsibility is to its Client and this document does not exonerate parties to a transaction from exercising all their rights and obligations under the transaction documents. This document cannot be reproduced except in full, without prior written approval of the Company. Any unauthorized alteration, forgery or falsification of the content or appearance of this document is unlawful and offenders may be prosecuted to the fullest extent of the law.

Unless otherwise stated the results shown in this test report refer only to the sample(s) tested and such sample(s) are retained for 30 days only.

Time Domain Plots (Fundamental frequency of Transmitter) :



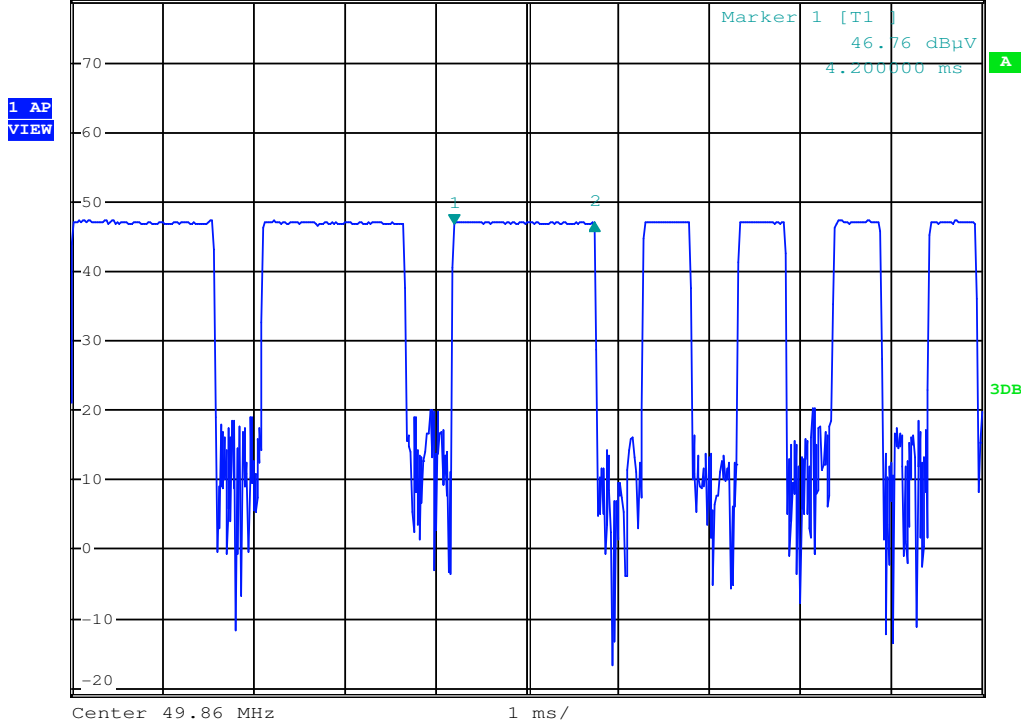
Pulse width = 0.48 ms (total no. of pulse : 16)

This document is issued by the Company subject to its General Conditions of Service printed overleaf, available on request or accessible at <http://www.sgs.com/en/Terms-and-Conditions.aspx> and, for electronic format documents, subject to Terms and Conditions for Electronic Documents at <http://www.sgs.com/en/Terms-and-Conditions/Terms-e-Documents.aspx>. Attention is drawn to the limitation of liability, indemnification and jurisdiction issues defined therein. Any holder of this document is advised that information contained hereon reflects the Company's findings at the time of its intervention only and within the limits of Client's instructions, if any. The Company's sole responsibility is to its Client and this document does not exonerate parties to a transaction from exercising all their rights and obligations under the transaction documents. This document cannot be reproduced except in full, without prior written approval of the Company. Any unauthorized alteration, forgery or falsification of the content or appearance of this document is unlawful and offenders may be prosecuted to the fullest extent of the law.

Unless otherwise stated the results shown in this test report refer only to the sample(s) tested and such sample(s) are retained for 30 days only.



Ref 79 dBµV Att 10 dB RBW 30 kHz Delta 2 [T1]
 VBW 100 kHz 0.25 dB
 SWT 10 ms 1.540000 ms

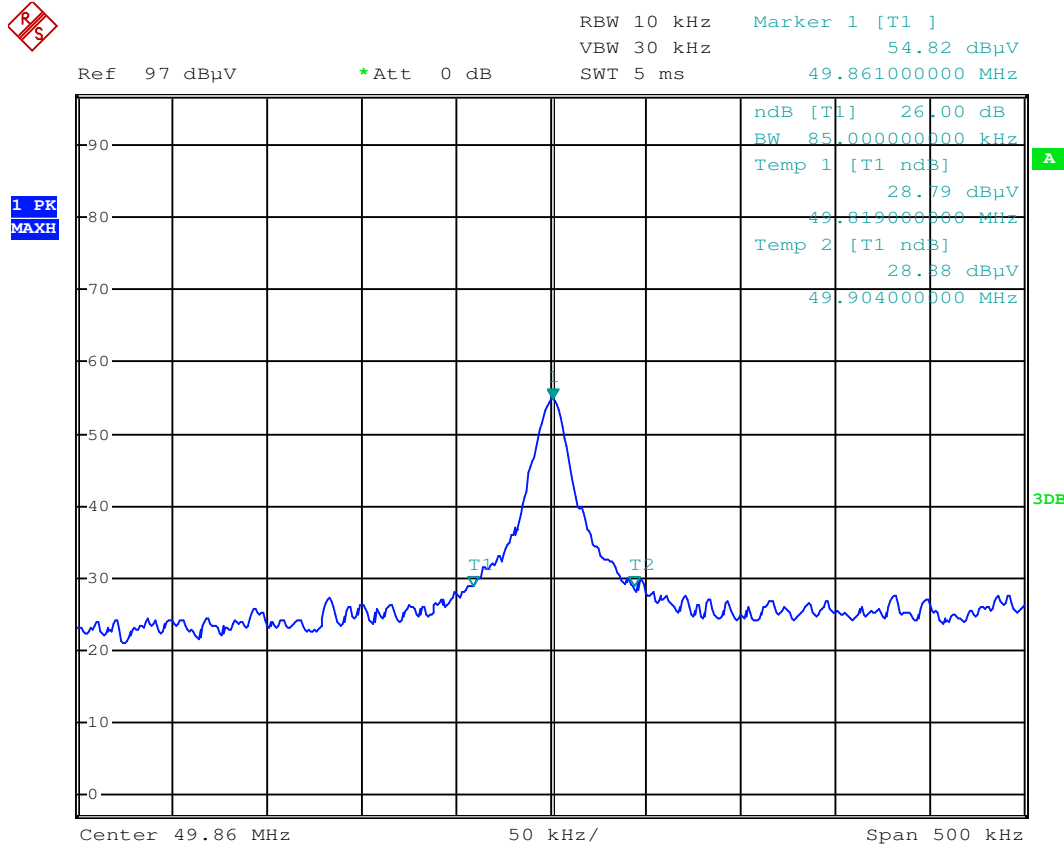


Pulse width = 1.54 ms (total no. of pulse : 4)

This document is issued by the Company subject to its General Conditions of Service printed overleaf, available on request or accessible at <http://www.sgs.com/en/Terms-and-Conditions.aspx> and, for electronic format documents, subject to Terms and Conditions for Electronic Documents at <http://www.sgs.com/en/Terms-and-Conditions/Terms-e-Documents.aspx>. Attention is drawn to the limitation of liability, indemnification and jurisdiction issues defined therein. Any holder of this document is advised that information contained hereon reflects the Company's findings at the time of its intervention only and within the limits of Client's instructions, if any. The Company's sole responsibility is to its Client and this document does not exonerate parties to a transaction from exercising all their rights and obligations under the transaction documents. This document cannot be reproduced except in full, without prior written approval of the Company. Any unauthorized alteration, forgery or falsification of the content to appearance of this document is unlawful and offenders may be prosecuted to the fullest extent of the law.

Unless otherwise stated the results shown in this test report refer only to the sample(s) tested and such sample(s) are retained for 30 days only.

Band Edges Plot :



The field strength of any emission within the operation band did not exceed 80 dB(μV/m) for average value or 100 dB(μV/m) for peak value.

From above plot, at the bandedge, 49.81MHz and 49.91MHz, are more than 26dB down from the 49.86MHz carrier which comply to section 15.235(b). Beside, it below the limit of 40 dB(μV/m) for quasi-peak value under 15.209.

This document is issued by the Company subject to its General Conditions of Service printed overleaf, available on request or accessible at <http://www.sgs.com/en/Terms-and-Conditions.aspx> and, for electronic format documents, subject to Terms and Conditions for Electronic Documents at <http://www.sgs.com/en/Terms-and-Conditions/Terms-e-Documents.aspx>. Attention is drawn to the limitation of liability, indemnification and jurisdiction issues defined therein. Any holder of this document is advised that information contained hereon reflects the Company's findings at the time of its intervention only and within the limits of Client's instructions, if any. The Company's sole responsibility is to its Client and this document does not exonerate parties to a transaction from exercising all their rights and obligations under the transaction documents. This document cannot be reproduced except in full, without prior written approval of the Company. Any unauthorized alteration, forgery or falsification of the content or appearance of this document is unlawful and offenders may be prosecuted to the fullest extent of the law.

Unless otherwise stated the results shown in this test report refer only to the sample(s) tested and such sample(s) are retained for 30 days only.

6.3 Radiated Emissions, 30MHz to1GHz

Test Requirement: FCC Part15 Subpart C Section 15.209
 Test Method: ANSI C63.10
 Test Date: 2016-06-15
 Frequency Range: 30MHz to 1GHz
 Measurement Distance: 3m
 Detector: Peak for pre-scan (120kHz resolution bandwidth)
 Quasi-Peak if maximised peak within 6dB of limit

Frequency range MHz	Quasi-peak limits dB (µV/m)
30 to 88	40
88 to 216	43.5
216 to 960	46
Above 960	54

Note: At transitional frequencies the lower limit applies.

6.3.1 EUT Operation

Operating Environment:

Temperature: 25 °C Humidity: 48 %

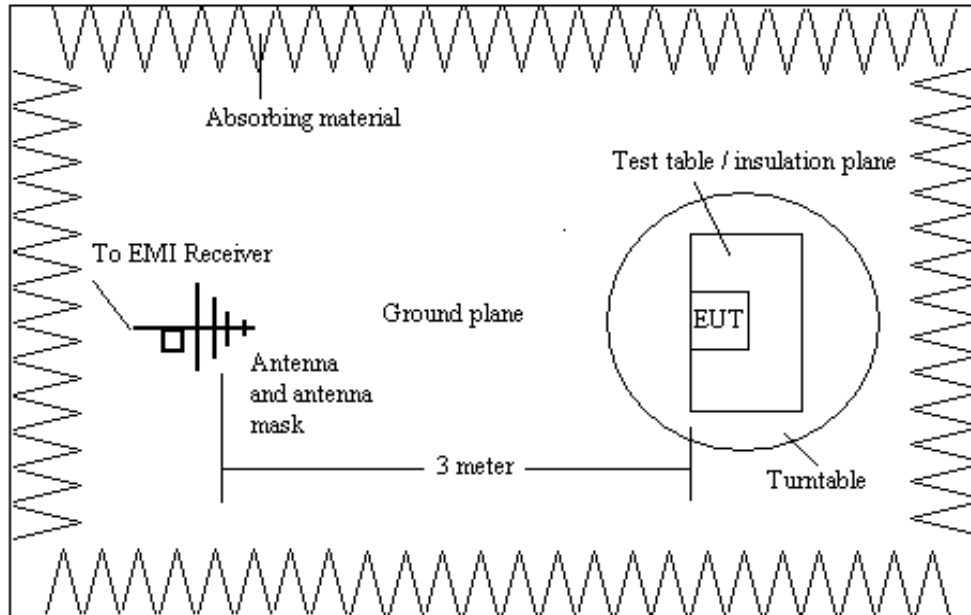
EUT Operation: Pre-test with Peak detector with the following mode(s):

1. Control for different direction with both control button or single button

Final test with Quasi-Peak detector with the following mode(s):

1. Control with up direction of left control button

6.3.2 Test Setup and Procedure



1. The pre-test of the radiated emissions test was conducted in a semi-anechoic chamber and the final measurement was conducted in the open area test site.
2. The EUT was operated with new battery. The EUT was placed upon a non-metallic table 0.8m above the ground reference plane.
3. Bilog antenna was used for the frequency range from 30MHz to 1GHz
4. Before final measurements of radiated emissions, a pre-scan was performed in the spectrum mode with the peak detector to find out the maximum emissions spectrum plots of the EUT with located frequencies.
5. The actual frequencies of maximum emission were confirmed in the final radiated emissions measurement. At each frequency, the EUT was rotated 360°, and the antenna was raised and lowered from 1 to 4 meters in order to determine the maximum disturbance. Measurements were performed for both horizontal and vertical antenna polarization.

6.3.3 Measurement Data

An initial pre-scan was performed in the 3m chamber using the spectrum analyser in peak detection mode. The EUT was measured by Bilog antenna with 2 orthogonal polarities and frequencies of peak emissions from the EUT were detected within 6dB of the limit line. Final measurement was conducted in the open area test site with data as follows:

Test results on operation with Control for Moving Forward mode :

Frequency (MHz)	Antenna Polarization	Correction Factor (dB/m)	Receiver QP Reading (dBμV)	Emission Level (dBμV/m)	Limit (dBμV/m)	Over Limit (dB)
32.563	V	18.4	4.5	22.9	40.0	-17.1
52.875	H	11.4	4.9	16.3	40.0	-23.7
84.500	V	9.3	5.3	14.6	40.0	-25.4
119.875	V	11.5	5.2	16.7	43.5	-26.8
290.813	V	13.9	5.4	19.3	46.0	-26.7
473.688	V	18.0	5.2	23.2	46.0	-22.8

Note:

- 1) All readings are Quasi-Peak values.
- 2) Correction Factor = Antenna Factor + Cable Loss.
- 3) The above results were the worst case results with the EUT positioned in all 3 axis during the test. The EUT was positioned vertically and horizontally on the table for vertical and horizontal measurement respectively and with its antenna fully extended.
- 4) The actual frequencies of maximum emission were confirmed in the final radiated emissions measurement. At each frequency, the EUT was rotated 360°, and the antenna was raised and lowered from 1 to 4 meters in order to determine the maximum disturbance.
- 5) Other emission more than 20dB below limit is not recorded.

6.4 Radiated Emissions above 1 GHz

Test Requirement: FCC Part15
Test Method: ANSI C63.10
Test Date: Not Applicable

Remark:

There is no need for Radiated Emissions (above 1G) test to be performed on this product in accordance with FCC Part 15: 2011 because the tenth harmonic of the highest fundamental frequency is less than 1 GHz.

For further details, please refer to Subpart A section 15.33 (a) (1)of FCC Part 15 which states:

For an intentional radiator, the spectrum shall be investigated from the lowest radio frequency signal generated in the device, without going below 9 kHz, up to at least the frequency shown in this paragraph:

(1) If the intentional radiator operates below 10 GHz: to the tenth harmonic of the highest fundamental frequency or to 40 GHz, whichever is lower.

7 Photographs

7.1 Radiated Emission Test Setup



This document is issued by the Company subject to its General Conditions of Service printed overleaf, available on request or accessible at <http://www.sgs.com/en/Terms-and-Conditions.aspx> and, for electronic format documents, subject to Terms and Conditions for Electronic Documents at <http://www.sgs.com/en/Terms-and-Conditions/Terms-e-Documents.aspx>. Attention is drawn to the limitation of liability, indemnification and jurisdiction issues defined therein. Any holder of this document is advised that information contained hereon reflects the Company's findings at the time of its intervention only and within the limits of Client's instructions, if any. The Company's sole responsibility is to its Client and this document does not exonerate parties to a transaction from exercising all their rights and obligations under the transaction documents. This document cannot be reproduced except in full, without prior written approval of the Company. Any unauthorized alteration, forgery or falsification of the content to appearance of this document is unlawful and offenders may be prosecuted to the fullest extent of the law.

Unless otherwise stated the results shown in this test report refer only to the sample(s) tested and such sample(s) are retained for 30 days only.



This document is issued by the Company subject to its General Conditions of Service printed overleaf, available on request or accessible at <http://www.sgs.com/en/Terms-and-Conditions.aspx> and, for electronic format documents, subject to Terms and Conditions for Electronic Documents at <http://www.sgs.com/en/Terms-and-Conditions/Terms-e-Documents.aspx>. Attention is drawn to the limitation of liability, indemnification and jurisdiction issues defined therein. Any holder of this document is advised that information contained hereon reflects the Company's findings at the time of its intervention only and within the limits of Client's instructions, if any. The Company's sole responsibility is to its Client and this document does not exonerate parties to a transaction from exercising all their rights and obligations under the transaction documents. This document cannot be reproduced except in full, without prior written approval of the Company. Any unauthorized alteration, forgery or falsification of the content or appearance of this document is unlawful and offenders may be prosecuted to the fullest extent of the law.

Unless otherwise stated the results shown in this test report refer only to the sample(s) tested and such sample(s) are retained for 30 days only.



7.2 EUT Constructional Details



This document is issued by the Company subject to its General Conditions of Service printed overleaf, available on request or accessible at <http://www.sgs.com/en/Terms-and-Conditions.aspx> and, for electronic format documents, subject to Terms and Conditions for Electronic Documents at <http://www.sgs.com/en/Terms-and-Conditions/Terms-e-Documents.aspx>. Attention is drawn to the limitation of liability, indemnification and jurisdiction issues defined therein. Any holder of this document is advised that information contained hereon reflects the Company's findings at the time of its intervention only and within the limits of Client's instructions, if any. The Company's sole responsibility is to its Client and this document does not exonerate parties to a transaction from exercising all their rights and obligations under the transaction documents. This document cannot be reproduced except in full, without prior written approval of the Company. Any unauthorized alteration, forgery or falsification of the content or appearance of this document is unlawful and offenders may be prosecuted to the fullest extent of the law.


Unless otherwise stated the results shown in this test report refer only to the sample(s) tested and such sample(s) are retained for 30 days only.

7.3 Internal photo



This document is issued by the Company subject to its General Conditions of Service printed overleaf, available on request or accessible at <http://www.sgs.com/en/Terms-and-Conditions.aspx> and, for electronic format documents, subject to Terms and Conditions for Electronic Documents at <http://www.sgs.com/en/Terms-and-Conditions/Terms-e-Documents.aspx>. Attention is drawn to the limitation of liability, indemnification and jurisdiction issues defined therein. Any holder of this document is advised that information contained hereon reflects the Company's findings at the time of its intervention only and within the limits of Client's instructions, if any. The Company's sole responsibility is to its Client and this document does not exonerate parties to a transaction from exercising all their rights and obligations under the transaction documents. This document cannot be reproduced except in full, without prior written approval of the Company. Any unauthorized alteration, forgery or falsification of the content to appearance of this document is unlawful and offenders may be prosecuted to the fullest extent of the law.

Unless otherwise stated the results shown in this test report refer only to the sample(s) tested and such sample(s) are retained for 30 days only.



-- END OF REPORT --

This document is issued by the Company subject to its General Conditions of Service printed overleaf, available on request or accessible at <http://www.sgs.com/en/Terms-and-Conditions.aspx> and, for electronic format documents, subject to Terms and Conditions for Electronic Documents at <http://www.sgs.com/en/Terms-and-Conditions/Terms-e-Documents.aspx>. Attention is drawn to the limitation of liability, indemnification and jurisdiction issues defined therein. Any holder of this document is advised that information contained hereon reflects the Company's findings at the time of its intervention only and within the limits of Client's instructions, if any. The Company's sole responsibility is to its Client and this document does not exonerate parties to a transaction from exercising all their rights and obligations under the transaction documents. This document cannot be reproduced except in full, without prior written approval of the Company. Any unauthorized alteration, forgery or falsification of the content to appearance of this document is unlawful and offenders may be prosecuted to the fullest extent of the law.

Unless otherwise stated the results shown in this test report refer only to the sample(s) tested and such sample(s) are retained for 30 days only.