


Test setup photos of EUT

Photos of Radiated Spurious Emission Test (Below 1 GHz)



Photo of MPE Test Set up at 10 cm distance (B-field)

Position A




Position B



Position C



Position D



Position E





Photo of MPE Test Set up at 8 cm distance (B-field)

Position A



Position B



Position C



Position D



Position E



Photo of MPE Test Set up at 6 cm distance (B-field)

Position A




Position B



Position C



Position D



Position E





Photo of MPE Test Set up at 4 cm distance (B-field)

Position A




Position B



Position C



Position D



Position E





Photo of MPE Test Set up at 2 cm distance (B-field)

Position A




Position B



Position C



Position D



Position E



Photo of MPE Test Set up at 0 cm distance (B-field)

Position A



Position B



Position C



Position D



Position E




Photo of MPE Test Set up at 10 cm distance (E-field)


Position A




Position B



Position C



Position D







Photo of MPE Test Set up at 8 cm distance (E-field)

Position A




Position B



Position C



Position D






Photo of MPE Test Set up at 6 cm distance (E-field)

Position A



Position B



Position C



Position D






Photo of MPE Test Set up at 4 cm distance (E-field)


Position A




Position B



Position C



Position D







Photo of MPE Test Set up at 0 cm distance (E-field)

Position A



Position B



Position C



Position D

