



FEIMIN ANTENNA

ShenZhen City FeiMin Technology CO.,LTD.

SPECIFICATION FOR APPROVED

CUSTOMER: Zhongshan Gomei General Electronics Co., Ltd

PRODUCTS: Built-in 2.4G antenna

PART NO:

Spec.: FM-T515-BTH090A

Data: 2021.02.22

SUPPLIER		
PREPARED BY	CHECKED BY	APPROVED BY
Fang Yuwei	Xia Xingxi	Ma Dongdong

CUSTOMER		
ACCEPTED BY	CHECKED BY	APPROVED BY

REMARK:Please send us one(or copy)of this approval with stamp after accepting,other copies filed by the customer.

ADD:Room 303, Building C, Hengnan one Road, Gushu community, Xixiang Street, Bao' an District, Shenzhen City

Tel: 0755-23035723

Fax: 0755-23036702

E-mail: ant001@fmant.cn

HTTP:www.fmant.cn

Revision history

Edition	Date,	State
A1	2021-02-22	First edition

Changes:

The first change:

Before the change : (if necessary, please add the corresponding picture, and the change details here should be clearly described)

After the change : (if necessary, please add the corresponding pictures, and the details of the change should be clearly described here)

ANTENNA SPECIFICATION

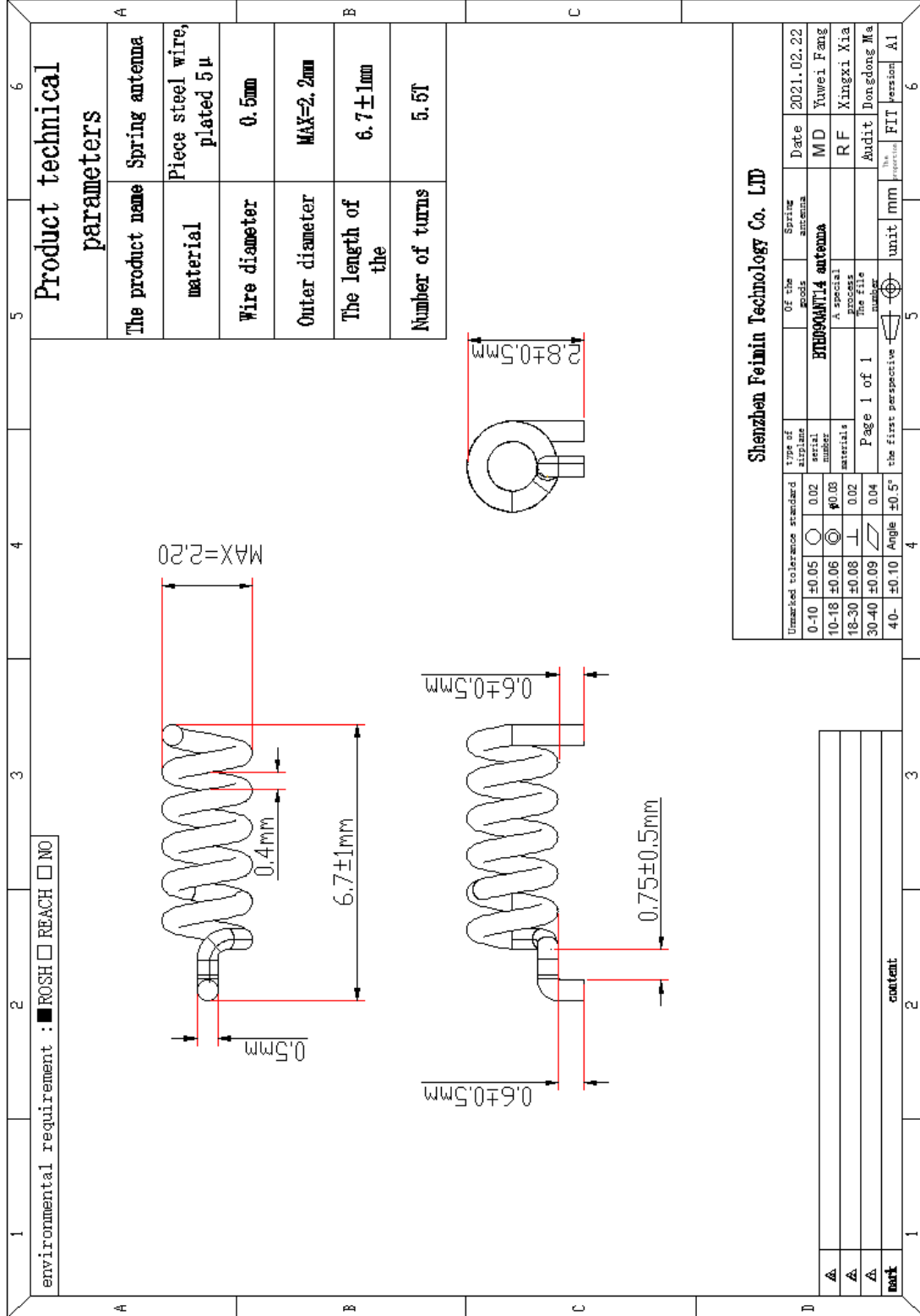
catalog

1. Project Information.....	3
1.1. Appearance and Dimensions	3
1.2. picture of real products	4
2. Electrical Characteristics	4
2.1. Test Environment Conditions	4
2.2. Measurement method	4
2.2.1.	VSWR
5	
2.2.2. Log	Mag
5	
2.2.3.	Impedance
6	
2.3. Test system	6
2.4. No-source test data	7
2.4.1. 3D Radiation Drawing.....	7
2.4.2. directional drawing of horizontal plane.....	8
3. Antenna assembly position	8
4. Reliability test.....	9
5. Product packaging specification.....	10

ANTENNA SPECIFICATION

1. Project Information

1.1.Appearance and Dimensions



ANTENNA SPECIFICATION

1.2. picture of real products

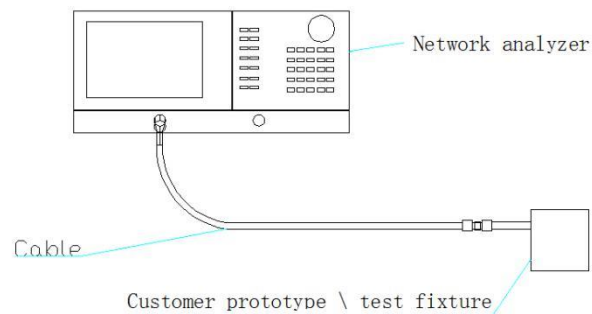


2. Electrical Characteristics

2.1. Test Environment Conditions

Temperature	Ordinary Temperature (5 to 35°C)
Humidity	Ordinary Humidity (25 to 85% RH)

2.2. Measurement method

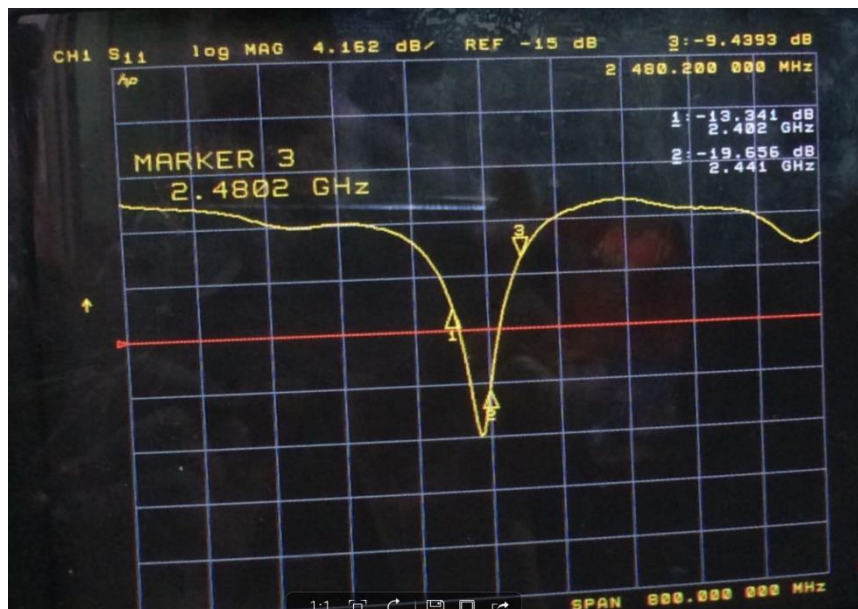


ANTENNA SPECIFICATION

2.2.1. VSWR



2.2.2. Log Mag

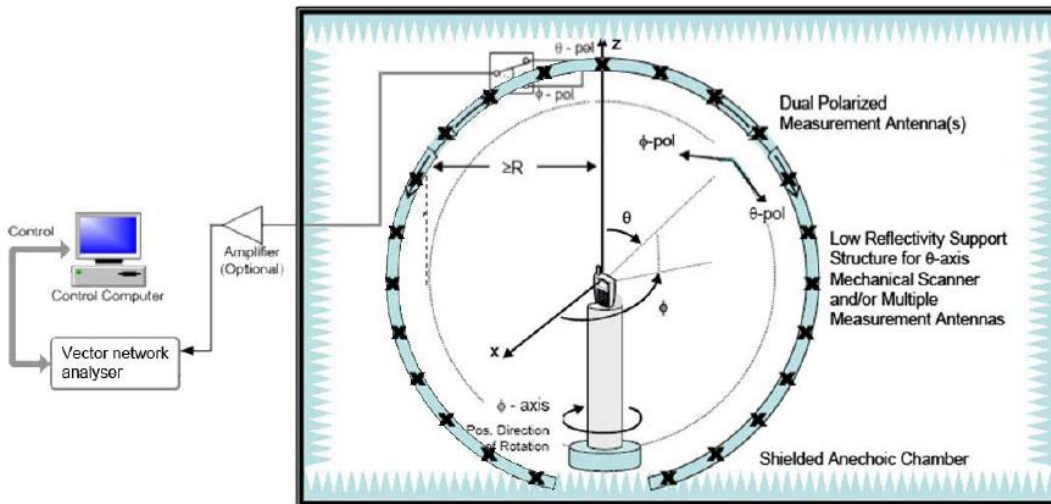


ANTENNA SPECIFICATION

2.2.3. Impedance



2.3. Test system



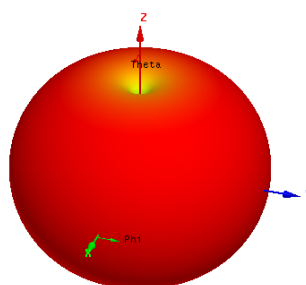
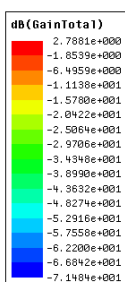
ANTENNA SPECIFICATION

2.4. No-source test data

2.4.1. Efficiency and Gain

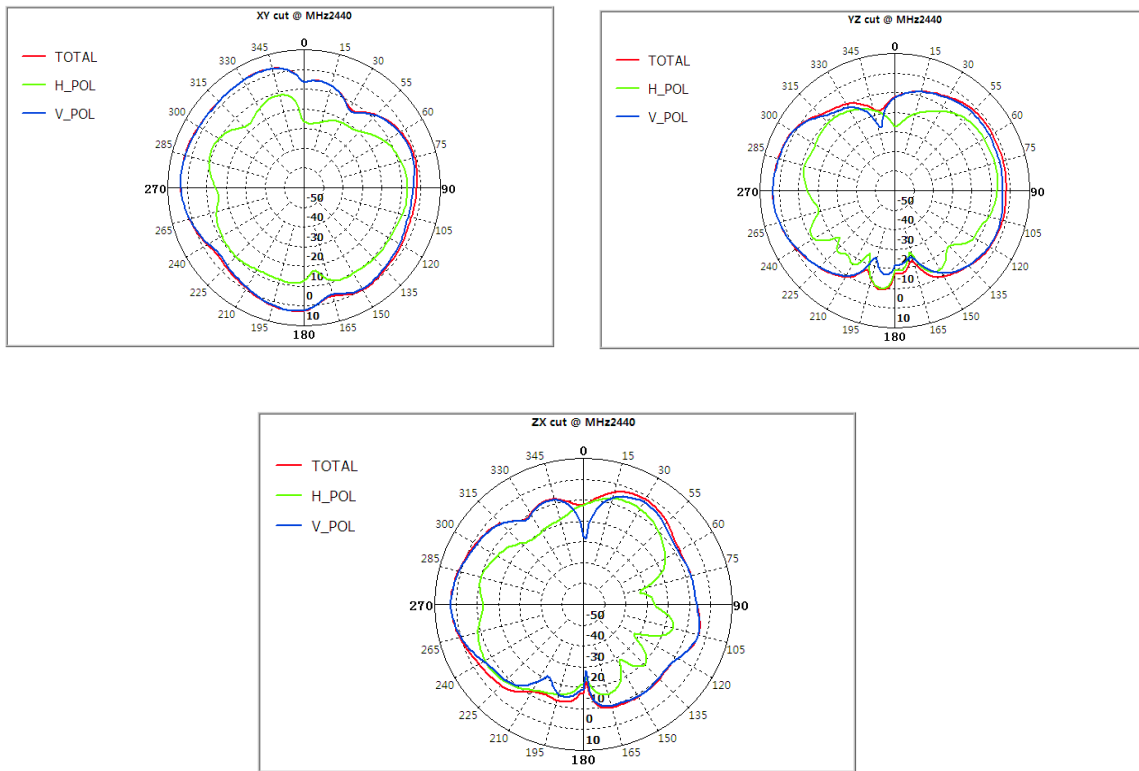
Frequency (MHz)	Gain (dBi)	Efficiency (%)
2400 MHz	0.53	43.82
2410 MHz	0.94	45.22
2420 MHz	1.56	47.85
2430 MHz	2.8	49.27
2440 MHz	3.02	49.33
2450 MHz	2.94	46.81
2460 MHz	3	49.12
2470 MHz	2.96	50.27
2480 MHz	2.63	45.65
2490 MHz	2.88	48.89
2500 MHz	3.05	49.04

2.4.1. 3D Radiation Drawing



ANTENNA SPECIFICATION

2.4.2. directional drawing of horizontal plane



3. Antenna assembly position

1. Pay attention not to be too close to the metal part during installation to avoid affecting the antenna performance.
2. This antenna is only suitable for this model. The position of the antenna can not be changed at will. If it is used on other machines, it will cause poor effect, which has nothing to do with our company.

ANTENNA SPECIFICATION

4. Reliability test

Projects	Test methods and conditions	Specifications and requirements
Storage environment	Test the temperature, humidity and air pressure without specifying as follows: 1. The temperature is $-30^{\circ}\text{C}\sim+80^{\circ}\text{C}$ 2. Relative humidity is 45%-85% 3. the air pressure is 86Kpa-106Kpa	No obvious change in appearance All electrical parameters are consistent with those before the test.
Salt spray test	Salt water concentration 50 g/L (about 5%); PH6.5-7.2; The test temperature is $35\pm 1^{\circ}\text{C}$; Corrosion time is 12H.	
Vibration test	Vibration frequency 10-2000-10HZ amplitude 1.52mm 10 times along X.Y.Z direction	
Drop test	Falling from 1M onto a board	
Constant temperature and humidity test	Temperature and humidity: $40^{\circ}\text{C}\pm 2^{\circ}\text{C}$, 90-95% RH Duration: 4H Recovery time: 1-2H	
High and low temperature test	Carry out 5 cycles between 70°C and -20°C , and then carry out 1-2H under normal conditions	

5. Product packaging specification

Product Name: 2.4G antenna

Antenna form: spring

一、 Label requirements

The inner label is 5.5cm long and about 2.2cm wide

supplier	Shenzhen Feimin Technology Co.,Ltd
Product name	*****
Material code	*****
Specification model	*****
Quantity	***PCS

client's name			
supplier	Shenzhen Feimin Technology Co.,Ltd		
Order number	*****		
Material code	*****		
Specification model	*****	Product name	*****
Quantity	*****PCS	test	
spare parts	***PCS	Remark	

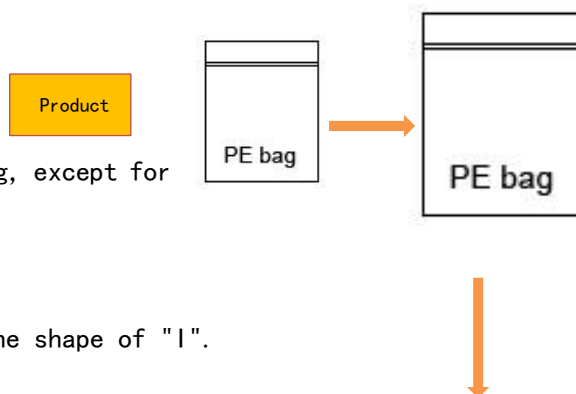
The outer label is 8.8cm long and about 4.4cm long

二、 Packing process

Job description:

1. Product PCs shall be packed in PE open bags, and each bag shall be labeled with inner label;

Put the small bag into the large PE sealing tape bag, except for the number of tails and spare parts.



2. Each case is filled with big bags of products, and the boxes are sealed with adhesive paper in the shape of "I".

3. The upper right corner of the box shall be pasted with an outer label, without missing or wrong filling.

三、 Matters needing attention

Precautions: when packing, pay attention to put the antenna flat, and avoid serious shaking after sealing

In case of not filling the whole box, the foam shall be filled to avoid transportation. In the process, the product is defective.

