

Measurement Results

1-1582/20-01-09_log1_conducted

[Test logging](#)

This addendum is electronically signed and valid without handwritten signature.
For verification of the electronic signatures, the public keys can be requested at the testing laboratory.

Document authorized:

Michael Dorongovski
Lab Manager
Radio Communications

Table of Content

EUT Summary	3
1. FCC Part 15.247 Maximum Peak Conducted Output Power DTS ~ BT LE 1 Msps	4
2. FCC Part 15.247 Bandwidth 6dB DTS ~ BT LE 1 Msps	11
3. FCC Part 15.247 Peak Power Spectral Density DTS ~ BT LE 1 Msps	15
4. FCC Part 15.247 Bandwidth 99PCT-20dB ~ BT LE 1 Msps	19
5. FCC Part 15.247 TX Spurious Conducted ~ BT LE 1 Msps	26
6. FCC Part 15.247 Restricted Band Edge Conducted Peak DTS Video Avg (cond) ~ BT LE 1 Msps	30

EUT Summary

EUT DEFINITION	
Manufacturer	beyerdynamic GmbH & Co. KG
Type	SPACE Dongle
Kind	Bluetooth Dongle
Serial Number Setup Number	NI 1.0
Version SW FW HW	NI NI NI
Comment 1 2	
Temperature [°C] Min Nom Max	-10 20 55
Voltage [V] Min Nom Max	4.5 5 6.5

EUT Common Settings BT Low Energy	
Intermodulation Value N	3
Image Freq. Low Mid High [MHz]	0 0 0
Power Class	2
1 Mbps supported	True TXpayload 37 RXpayload 37
2 Mbps supported	True TXpayload 255 RXpayload 255
Longrange S8 supported	False TXpayload 255 RXpayload 255
Longrange S2 supported	False TXpayload 255 RXpayload 255
Signaling Settings	USB_RS232 HCI 9 115200 None S1 None Off
Signaling RF Settings	RF1com 0 0 On
User Interaction	No
Switch Matrix & Pathcompensation enabled	Yes

1. FCC Part 15.247 Maximum Peak Conducted Output Power DTS ~ BT LE 1 Msps

Test References	
TC Start	16.08.2021 17:11:15
Ambit Temp [°C] Humidity [rel%]	27.1 43
System Version	3.0.1.5
Test Specification	FCC Part 15.247
Test Method	DTS: KDB 558074 D01 V05 - Chapter 8.3.1.1 RBW ≥ DTS Bandwidth
TC Version	0.0.1
My Description	FCC 15.247 Maximum Peak Output Power Conducted DTS - BT LE 1 Msps
Add. Information	

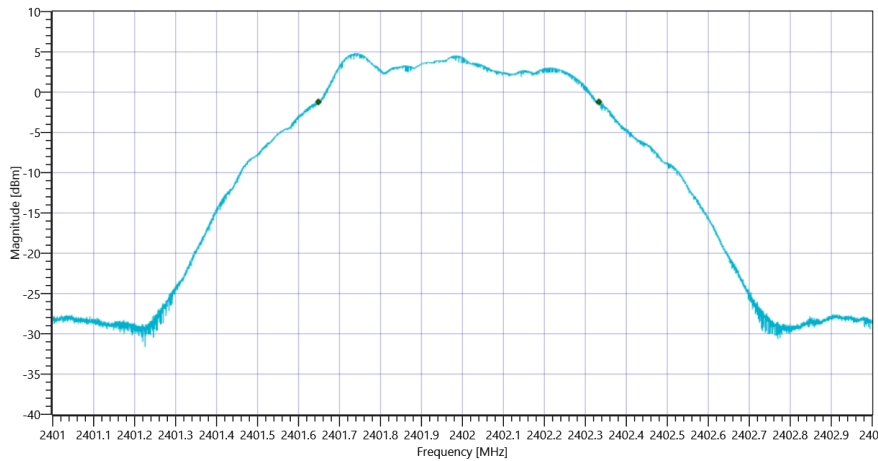
Test Parameter	
Technology to test	BT LE 1 Msps
Antenna Port used	1
Temperature	nom
Voltage	nom
Frequency low to test	True Freq [MHz] 2402
Frequency mid to test	True Freq [MHz] 2440
Frequency high to test	True Freq [MHz] 2480
Auto Control enabled Power Supply Climatic Box	No No
Additional Path Loss [dB]	1
Switched Path	EUT - SignalingUnit - SpectrumAnalyzer

Test at TX 2402 MHz

DTM Connection check					
Test Description	Lower Limit	Upper Limit	Measured	Unit	Verdict
Connection result	---	---	---	---	PASS

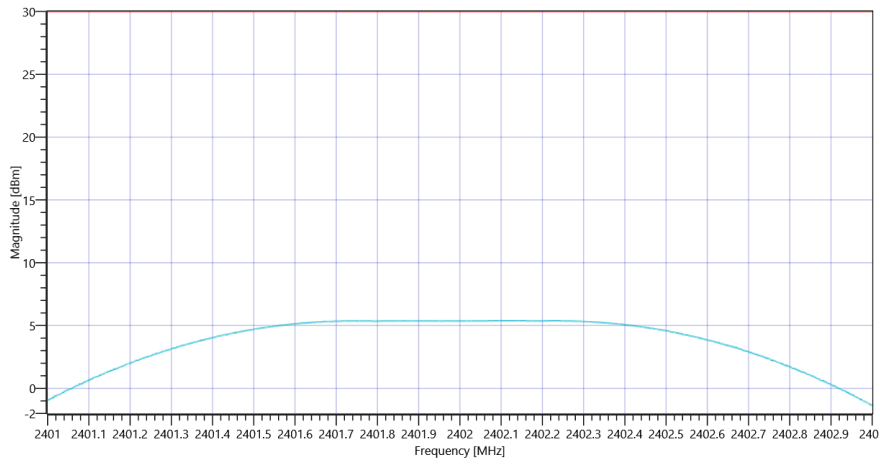
READ SA SETTINGS:	
RefLevel [dBm] RefLevelOffset [dB] InpAtt [dB]	10.37 11.09 15
Start [MHz] Stop [MHz]	2401.000 2403.000
RBW [MHz] VBW [MHz]	0.100000 0.300000
Detector TraceMode	POS MAXH
Sweep: Time [ms] Count Points per Section Type	50 200 10001 SWE

DTS Bandwidth					
Test Description	Lower Limit	Upper Limit	Measured	Unit	Verdict
DTS Bandwidth (6dB)	---	---	685	kHz	INFO



READ SA SETTINGS:	
RefLevel [dBm] RefLevelOffset [dB] InpAtt [dB]	15.37 11.09 20
Start [MHz] Stop [MHz]	2401.000 2403.000
RBW [MHz] VBW [MHz]	1.000000 5.000000
Detector TraceMode	POS MAXH
Sweep: Time [ms] Count Points per Section Type	50 200 1001 SWE

RESULT					
Test Description	Lower Limit	Upper Limit	Measured	Unit	Verdict
Peak Power	---	30.00	5.38	dBm	PASS
Peak Power	---	1000	3.451437	mW	PASS
Frequency at Peak	---	---	2402.112	MHz	INFO



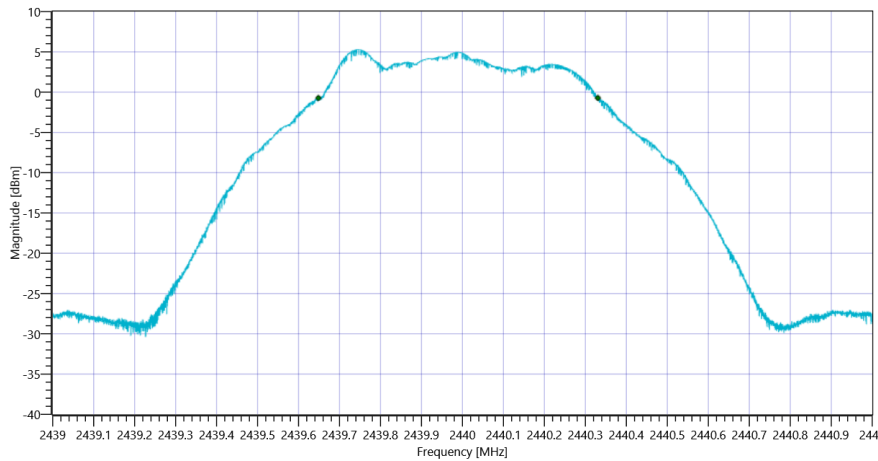
Plot_FCC Part 15.247 Maximum Peak Conducted Output Power DTS ~ BT LE 1 Msps_16082021_171203.png

Test at TX 2440 MHz

DTM Connection check					
Test Description	Lower Limit	Upper Limit	Measured	Unit	Verdict
Connection result	---	---	---	---	PASS

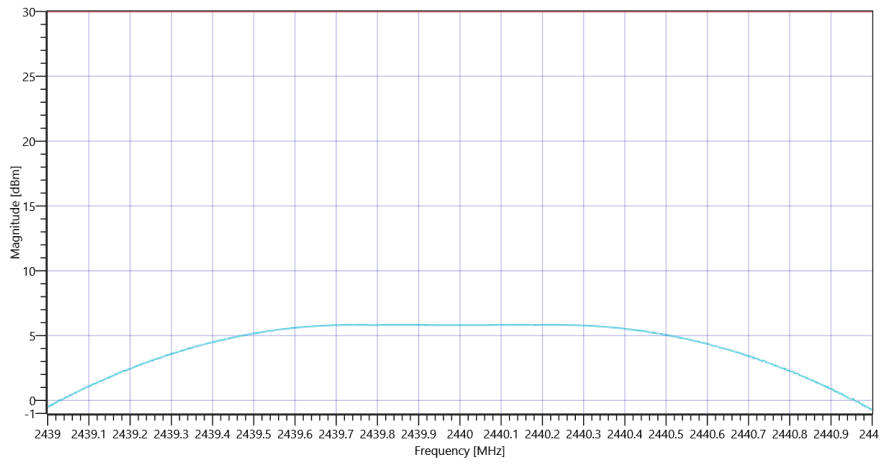
READ SA SETTINGS:	
RefLevel [dBm] RefLevelOffset [dB] InpAtt [dB]	10.75 11.1 15
Start [MHz] Stop [MHz]	2439.000 2441.000
RBW [MHz] VBW [MHz]	0.100000 0.300000
Detector TraceMode	POS MAXH
Sweep: Time [ms] Count Points per Section Type	50 200 10001 SWE

DTS Bandwidth					
Test Description	Lower Limit	Upper Limit	Measured	Unit	Verdict
DTS Bandwidth (6dB)	---	---	682	kHz	INFO



READ SA SETTINGS:	
RefLevel [dBm] RefLevelOffset [dB] InpAtt [dB]	15.75 11.1 20
Start [MHz] Stop [MHz]	2439.000 2441.000
RBW [MHz] VBW [MHz]	1.000000 5.000000
Detector TraceMode	POS MAXH
Sweep: Time [ms] Count Points per Section Type	50 200 1001 SWE

RESULT					
Test Description	Lower Limit	Upper Limit	Measured	Unit	Verdict
Peak Power	---	30.00	5.84	dBm	PASS
Peak Power	---	1000	3.837072	mW	PASS
Frequency at Peak	---	---	2439.83	MHz	INFO



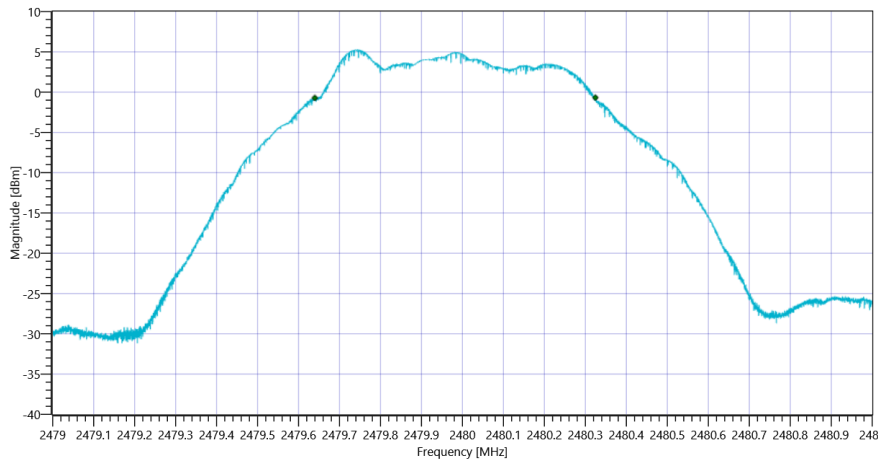
Plot_FCC Part 15.247 Maximum Peak Conducted Output Power DTS ~ BT LE 1 Msps_16082021_171249.png

Test at TX 2480 MHz

DTM Connection check					
Test Description	Lower Limit	Upper Limit	Measured	Unit	Verdict
Connection result	---	---	---	---	PASS

READ SA SETTINGS:	
RefLevel [dBm] RefLevelOffset [dB] InpAtt [dB]	10.70 11.15 15
Start [MHz] Stop [MHz]	2479.000 2481.000
RBW [MHz] VBW [MHz]	0.100000 0.300000
Detector TraceMode	POS MAXH
Sweep: Time [ms] Count Points per Section Type	50 200 10001 SWE

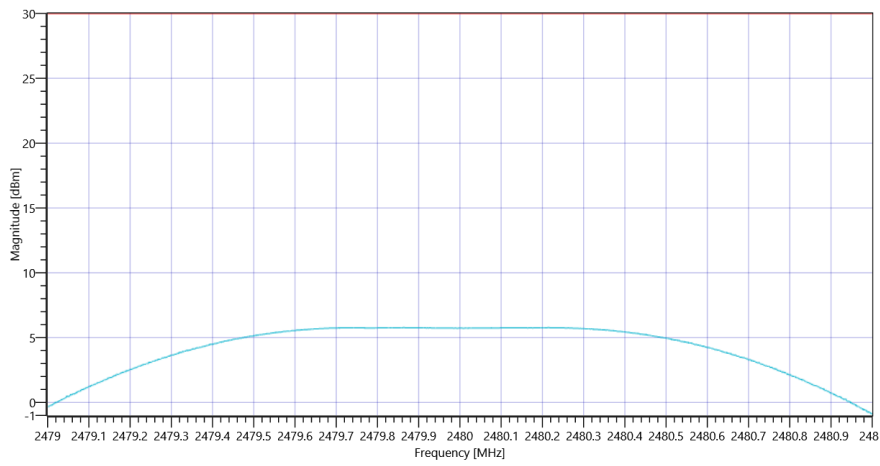
DTS Bandwidth					
Test Description	Lower Limit	Upper Limit	Measured	Unit	Verdict
DTS Bandwidth (6dB)	---	---	685	kHz	INFO



Plot_FCC Part 15.247 Maximum Peak Conducted Output Power DTS ~ BT LE 1 Msps DTS BW_16082021_171317.png

READ SA SETTINGS:	
RefLevel [dBm] RefLevelOffset [dB] InpAtt [dB]	15.70 11.15 20
Start [MHz] Stop [MHz]	2479.000 2481.000
RBW [MHz] VBW [MHz]	1.000000 5.000000
Detector TraceMode	POS MAXH
Sweep: Time [ms] Count Points per Section Type	50 200 1001 SWE

RESULT					
Test Description	Lower Limit	Upper Limit	Measured	Unit	Verdict
Peak Power	---	30.00	5.77	dBm	PASS
Peak Power	---	1000	3.775722	mW	PASS
Frequency at Peak	---	---	2479.864	MHz	INFO



Plot_FCC Part 15.247 Maximum Peak Conducted Output Power DTS ~ BT LE 1 Msps_16082021_171335.png

TEST FINISHED

General Verdict

PASS

2. FCC Part 15.247 Bandwidth 6dB DTS ~ BT LE 1 Msps

Test References	
TC Start	16.08.2021 17:13:40
Ambit Temp [°C] Humidity [rel%]	27.0 43
System Version	3.0.1.5
Test Specification	FCC Part 15.247
Test Method	99
TC Version	0.0.1
My Description	FCC 15.247 Bandwidth 6dB DTS - BT LE 1 Msps
Add. Information	

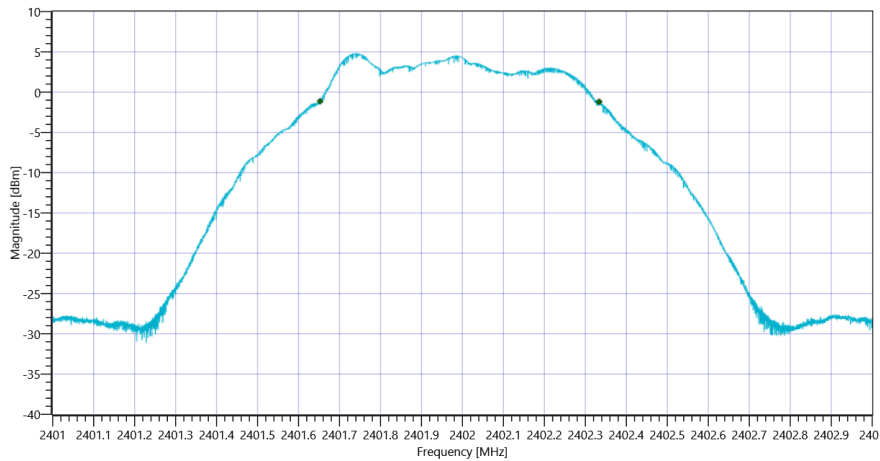
Test Parameter	
Technology to test	BT LE 1 Msps
Antenna Port used	1
Temperature	nom
Voltage	nom
Frequency low to test	True Freq [MHz] 2402
Frequency mid to test	True Freq [MHz] 2440
Frequency high to test	True Freq [MHz] 2480
Auto Control enabled Power Supply Climatic Box	No No
Additional Path Loss [dB]	1
Switched Path	EUT - SignalingUnit - SpectrumAnalyzer

Test at TX 2402 MHz

DTM Connection check					
Test Description	Lower Limit	Upper Limit	Measured	Unit	Verdict
Connection result	---	---	---	---	PASS

READ SA SETTINGS:	
RefLevel [dBm] RefLevelOffset [dB] InpAtt [dB]	10.32 11.09 15
Start [MHz] Stop [MHz]	2401.000 2403.000
RBW [MHz] VBW [MHz]	0.100000 0.300000
Detector TraceMode	POS MAXH
Sweep: Time [ms] Count Points per Section Type	50 200 10001 SWE

RESULT					
Test Description	Lower Limit	Upper Limit	Measured	Unit	Verdict
DTS Bandwidth (6dB)	500	---	681	kHz	PASS



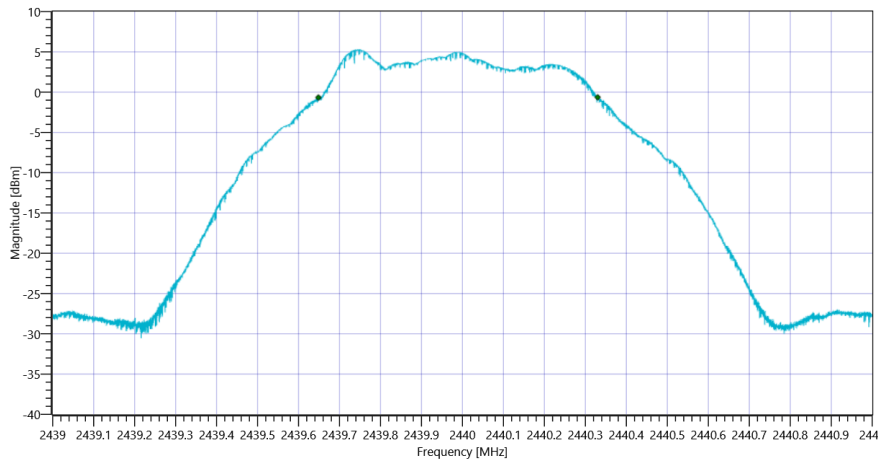
Plot_FCC Part 15.247 Bandwidth 6dB DTS ~ BT LE 1 Msps_16082021_171410.png

Test at TX 2440 MHz

DTM Connection check					
Test Description	Lower Limit	Upper Limit	Measured	Unit	Verdict
Connection result	---	---	---	---	PASS

READ SA SETTINGS:	
RefLevel [dBm] RefLevelOffset [dB] InpAtt [dB]	10.76 11.1 15
Start [MHz] Stop [MHz]	2439.000 2441.000
RBW [MHz] VBW [MHz]	0.100000 0.300000
Detector TraceMode	POS MAXH
Sweep: Time [ms] Count Points per Section Type	50 200 10001 SWE

RESULT					
Test Description	Lower Limit	Upper Limit	Measured	Unit	Verdict
DTS Bandwidth (6dB)	500	---	681	kHz	PASS



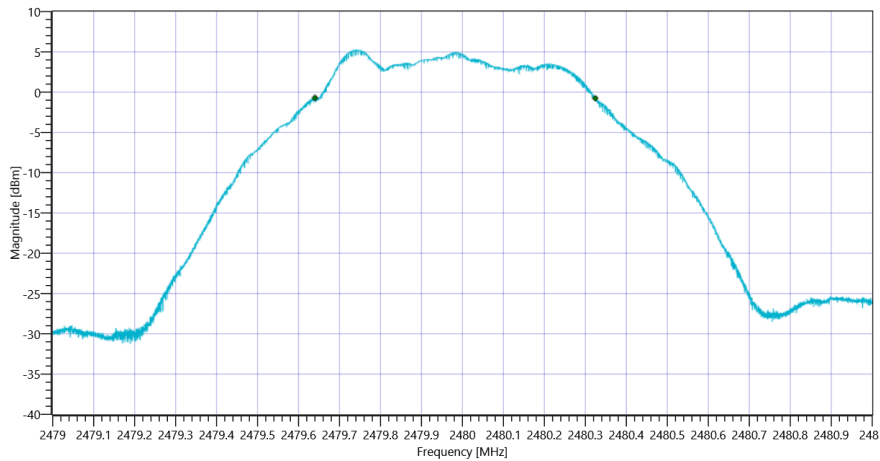
Plot_FCC Part 15.247 Bandwidth 6dB DTS ~ BT LE 1 Msps_16082021_171438.png

Test at TX 2480 MHz

DTM Connection check					
Test Description	Lower Limit	Upper Limit	Measured	Unit	Verdict
Connection result	---	---	---	---	PASS

READ SA SETTINGS:	
RefLevel [dBm] RefLevelOffset [dB] InpAtt [dB]	10.69 11.15 15
Start [MHz] Stop [MHz]	2479.000 2481.000
RBW [MHz] VBW [MHz]	0.100000 0.300000
Detector TraceMode	POS MAXH
Sweep: Time [ms] Count Points per Section Type	50 200 10001 SWE

RESULT					
Test Description	Lower Limit	Upper Limit	Measured	Unit	Verdict
DTS Bandwidth (6dB)	500	---	684	kHz	PASS



Plot_FCC Part 15.247 Bandwidth 6dB DTS ~ BT LE 1 Msps_16082021_171507.png

TEST FINISHED	
General Verdict	PASS

3. FCC Part 15.247 Peak Power Spectral Density DTS ~ BT LE 1 Msps

Test References	
TC Start	16.08.2021 17:15:12
Ambit Temp [°C] Humidity [rel%]	27.0 43
System Version	3.0.1.5
Test Specification	FCC Part 15.247
Test Method	DTS: KDB 558074 D01 V05 - Chapter 8.4 DTS maximum power spectral density level in the fundamental emission
TC Version	0.0.1
My Description	FCC 15.247 Peak Power Spectral Density DTS - BT LE 1 Msps
Add. Information	

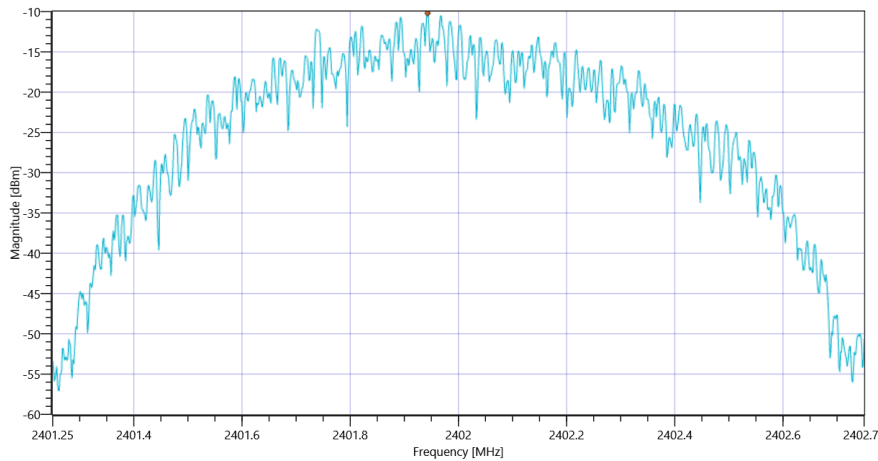
Test Parameter	
Technology to test	BT LE 1 Msps
Antenna Port used	1
Temperature	nom
Voltage	nom
Frequency low to test	True Freq [MHz] 2402
Frequency mid to test	True Freq [MHz] 2440
Frequency high to test	True Freq [MHz] 2480
Auto Control enabled Power Supply Climatic Box	No No
Additional Path Loss [dB]	1
Switched Path	EUT - SignalingUnit - SpectrumAnalyzer

Test at TX 2402 MHz

DTM Connection check					
Test Description	Lower Limit	Upper Limit	Measured	Unit	Verdict
Connection result	---	---	---	---	PASS

READ SA SETTINGS:	
RefLevel [dBm] RefLevelOffset [dB] InpAtt [dB]	10.34 11.09 15
Start [MHz] Stop [MHz]	2401.250 2402.750
RBW [MHz] VBW [MHz]	0.003000 0.010000
Detector TraceMode	POS MAXH
Sweep: Time [ms] Count Points per Section Type	1000 20 1001 SWE

RESULT					
Test Description	Lower Limit	Upper Limit	Measured	Unit	Verdict
Max Peak power Density	---	8	-10.19	dBm/3KHz	PASS



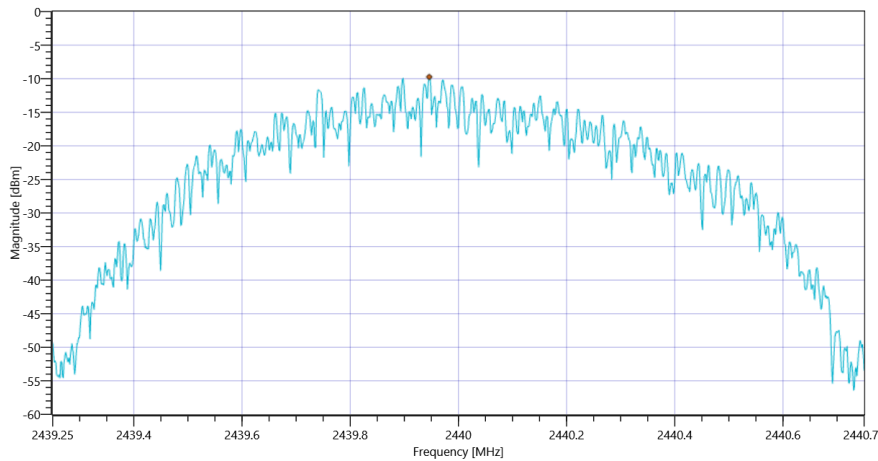
Plot_FCC Part 15.247 Peak Power Spectral Density DTS ~ BT LE 1 Msp_s_16082021_171551.png

Test at TX 2440 MHz

DTM Connection check					
Test Description	Lower Limit	Upper Limit	Measured	Unit	Verdict
Connection result	---	---	---	---	PASS

READ SA SETTINGS:	
RefLevel [dBm] RefLevelOffset [dB] InpAtt [dB]	10.74 11.1 15
Start [MHz] Stop [MHz]	2439.250 2440.750
RBW [MHz] VBW [MHz]	0.003000 0.010000
Detector TraceMode	POS MAXH
Sweep: Time [ms] Count Points per Section Type	1000 20 1001 SWE

RESULT					
Test Description	Lower Limit	Upper Limit	Measured	Unit	Verdict
Max Peak power Density	---	8	-9.73	dBm/3KHz	PASS



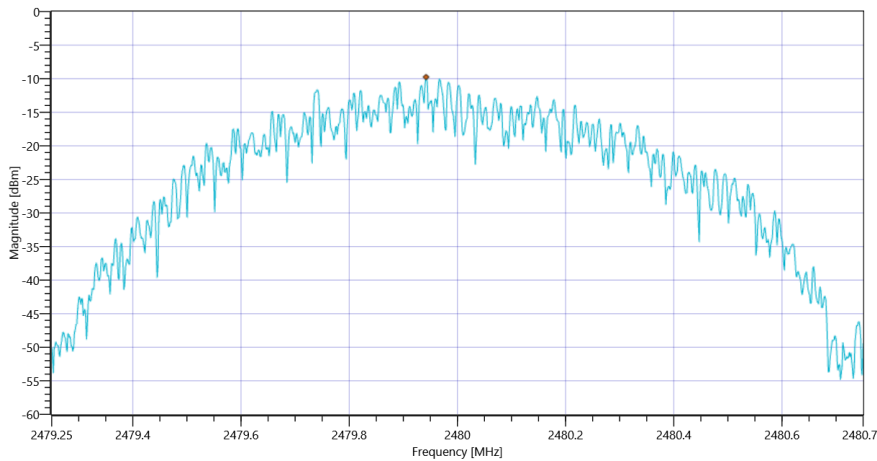
Plot_FCC Part 15.247 Peak Power Spectral Density DTS ~ BT LE 1 Msps_16082021_171629.png

Test at TX 2480 MHz

DTM Connection check					
Test Description	Lower Limit	Upper Limit	Measured	Unit	Verdict
Connection result	---	---	---	---	PASS

READ SA SETTINGS:	
RefLevel [dBm] RefLevelOffset [dB] InpAtt [dB]	10.67 11.15 15
Start [MHz] Stop [MHz]	2479.250 2480.750
RBW [MHz] VBW [MHz]	0.003000 0.010000
Detector TraceMode	POS MAXH
Sweep: Time [ms] Count Points per Section Type	1000 20 1001 SWE

RESULT					
Test Description	Lower Limit	Upper Limit	Measured	Unit	Verdict
Max Peak power Density	---	8	-9.75	dBm/3KHz	PASS



Plot_FCC Part 15.247 Peak Power Spectral Density DTS ~ BT LE 1 Msps_16082021_171707.png

TEST FINISHED	
General Verdict	PASS

4. FCC Part 15.247 Bandwidth 99PCT-20dB ~ BT LE 1 Msps

Test References	
TC Start	16.08.2021 17:17:12
Ambit Temp [°C] Humidity [rel%]	27.0 43
System Version	3.0.1.5
Test Specification	FCC Part 15.247
Test Method	
TC Version	0.0.2
My Description	FCC 15.247 Bandwidth 99PCT-20dB DTS - BT LE 1 Msps
Add. Information	

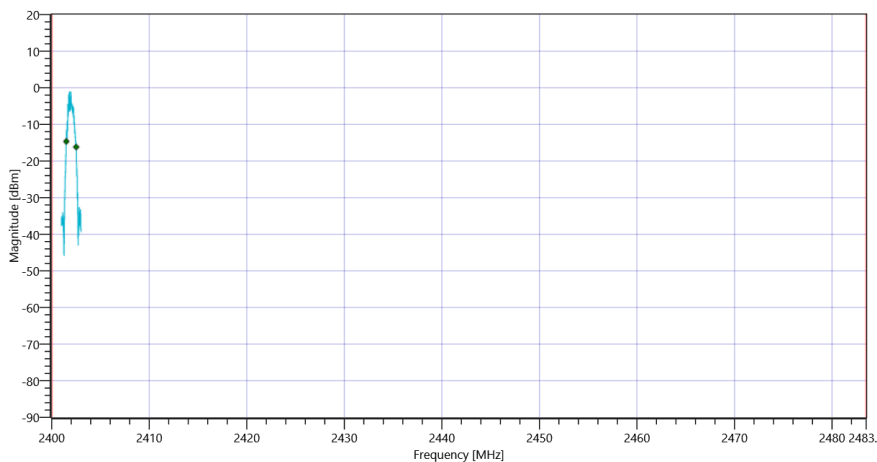
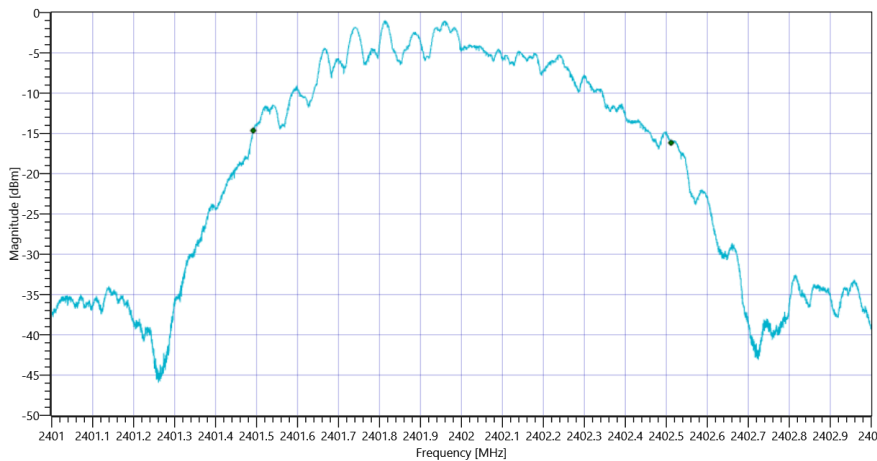
Test Parameter	
Technology to test	BT LE 1 Msps
Antenna Port used	1
Temperature	nom
Voltage	nom
Frequency low to test	True Freq [MHz] 2402
Frequency mid to test	True Freq [MHz] 2440
Frequency high to test	True Freq [MHz] 2480
Auto Control enabled Power Supply Climatic Box	No No
Additional Path Loss [dB]	1
Switched Path	EUT - SignalingUnit - SpectrumAnalyzer

Test at TX 2402 MHz

DTM Connection check					
Test Description	Lower Limit	Upper Limit	Measured	Unit	Verdict
Connection result	---	---	---	---	PASS

READ SA SETTINGS:					
RefLevel [dBm] RefLevelOffset [dB] InpAtt [dB]			10.33 11.09 15		
Start [MHz] Stop [MHz]			2401.000 2403.000		
RBW [MHz] VBW [MHz]			0.020000 0.100000		
Detector TraceMode			POS MAXH		
Sweep: Time [ms] Count Points per Section Type			50 200 10001 SWE		

RESULT					
Test Description	Lower Limit	Upper Limit	Measured	Unit	Verdict
Bandwidth 99%	---	---	1019.698	kHz	INFO
T1 99%	2400.000000	---	2401.4919	MHz	PASS
T2 99%	---	2483.500000	2402.5115	MHz	PASS



RESULT					
Test Description	Lower Limit	Upper Limit	Measured	Unit	Verdict
Bandwidth 20dB	---	---	1126	kHz	INFO
T1 20DB	2400.000000	---	2401.4284	MHz	PASS

T2 20dB

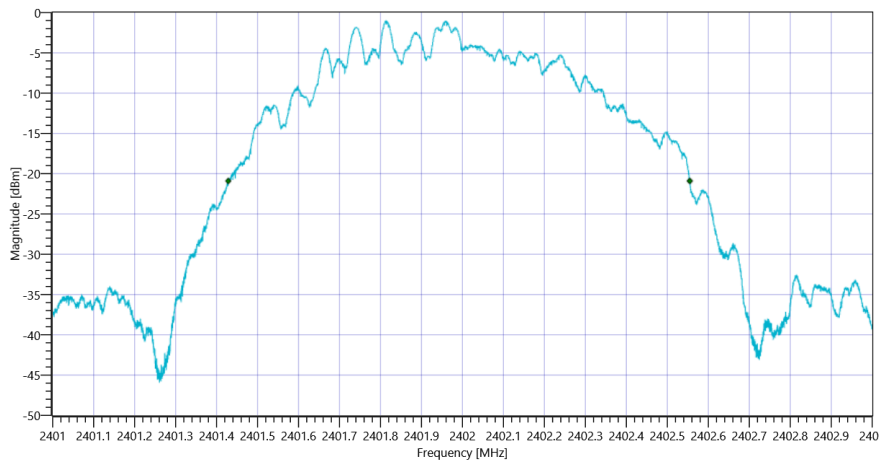
--

2483.50000

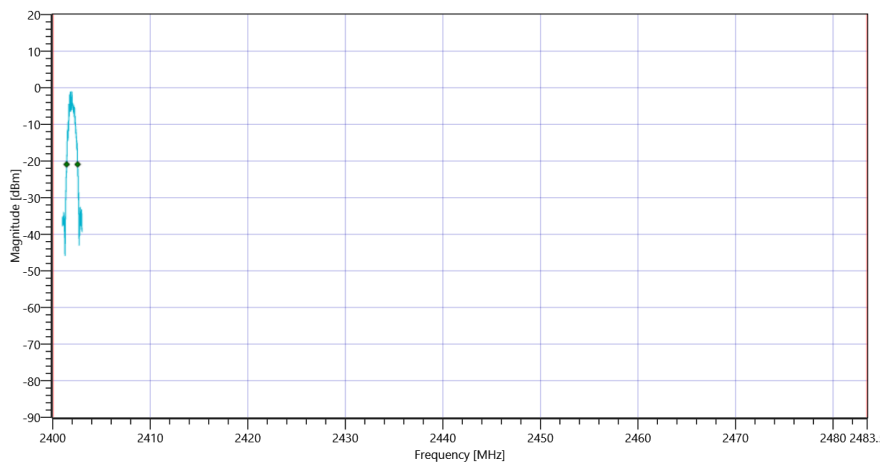
2402.5548

MHz

PASS



Plot_FCC Part 15.247 Bandwidth 99PCT-20dB ~ BT LE 1 Msps 20dB_16082021_171756.png



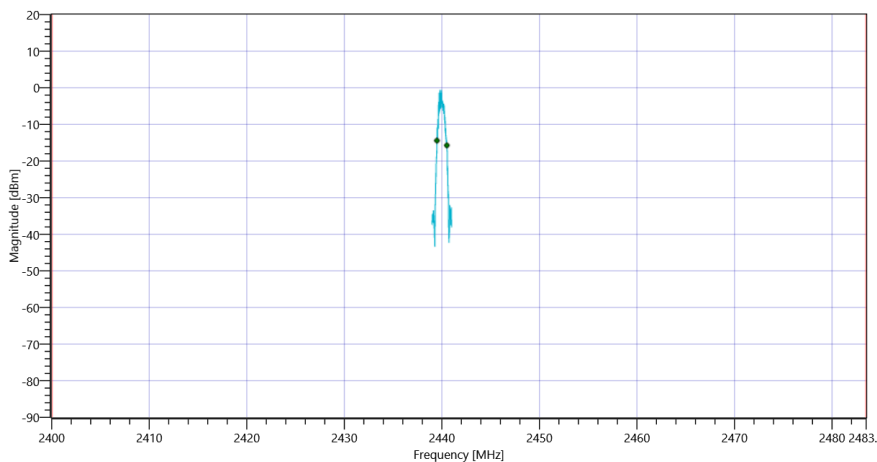
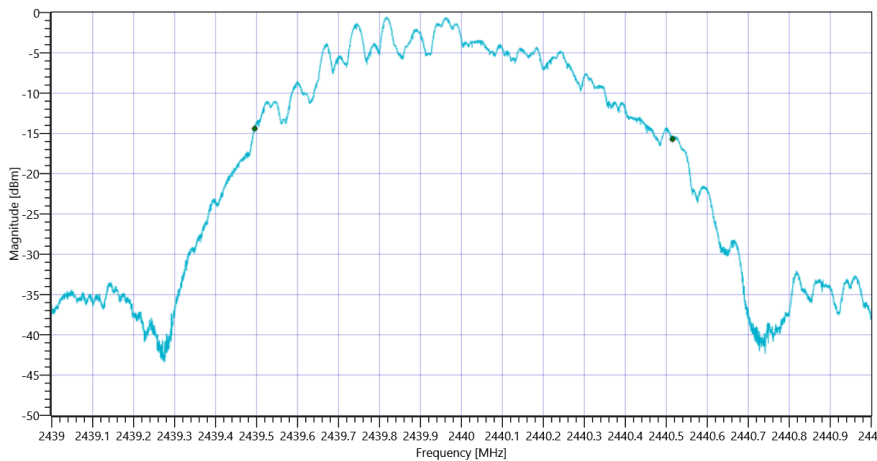
Plot_FCC Part 15.247 Bandwidth 99PCT-20dB ~ BT LE 1 Msps_16082021_171802.png

Test at TX 2440 MHz

DTM Connection check					
Test Description	Lower Limit	Upper Limit	Measured	Unit	Verdict
Connection result	---	---	---	---	PASS

READ SA SETTINGS:					
RefLevel [dBm] RefLevelOffset [dB] InpAtt [dB]			10.77 11.1 15		
Start [MHz] Stop [MHz]			2439.000 2441.000		
RBW [MHz] VBW [MHz]			0.020000 0.100000		
Detector TraceMode			POS MAXH		
Sweep: Time [ms] Count Points per Section Type			50 200 10001 SWE		

RESULT					
Test Description	Lower Limit	Upper Limit	Measured	Unit	Verdict
Bandwidth 99%	---	---	1020.098	kHz	INFO
T1 99%	2400.000000	---	2439.4953	MHz	PASS
T2 99%	---	2483.500000	2440.5153	MHz	PASS



RESULT					
Test Description	Lower Limit	Upper Limit	Measured	Unit	Verdict
Bandwidth 20dB	---	---	1130	kHz	INFO
T1 20DB	2400.000000	---	2439.4294	MHz	PASS

T2 20dB

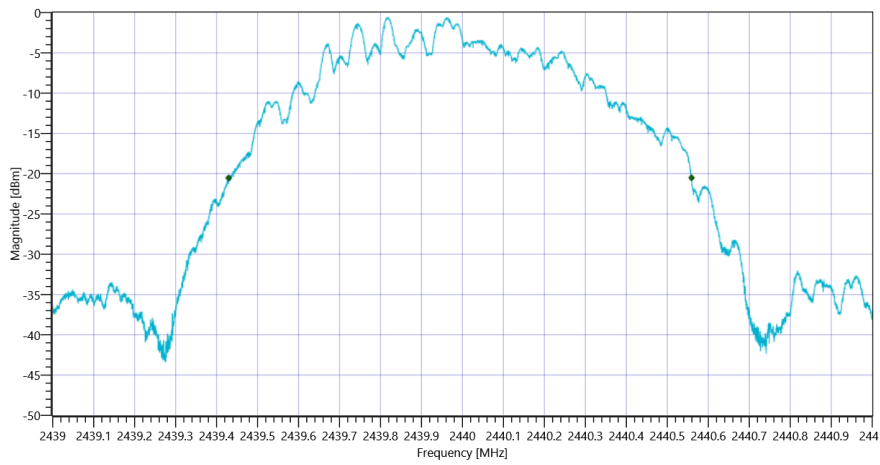
--

2483.50000

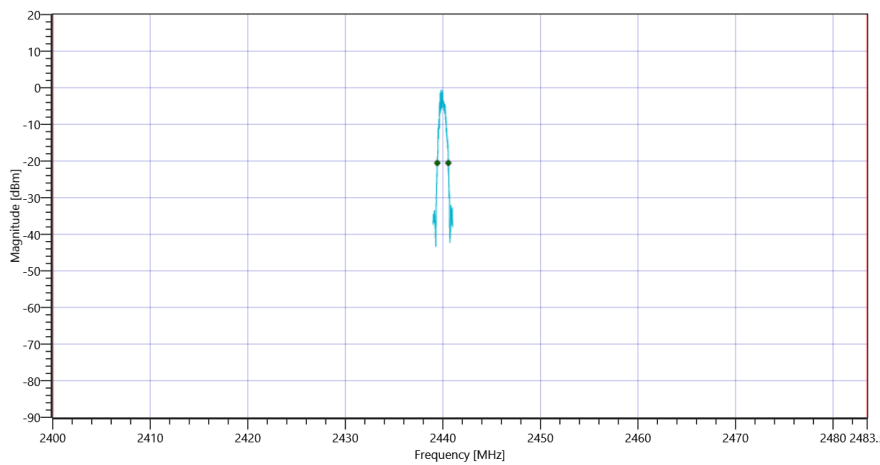
2440.5590

MHz

PASS



Plot_FCC Part 15.247 Bandwidth 99PCT-20dB ~ BT LE 1 Msps 20dB_16082021_171845.png



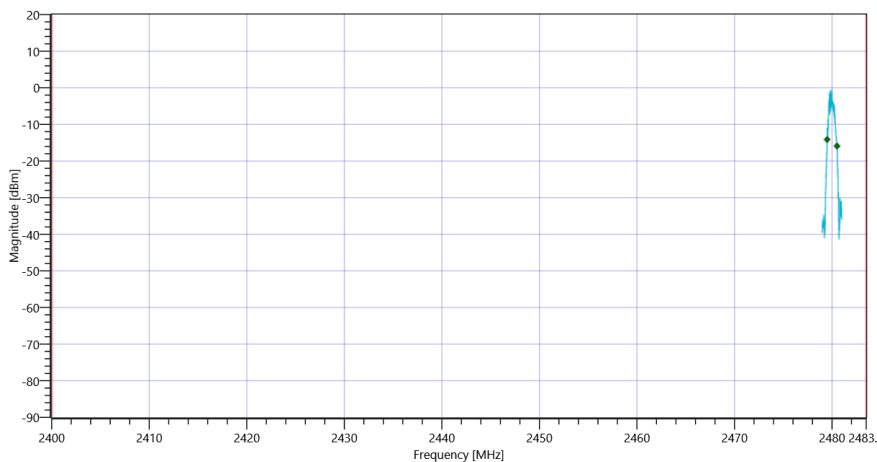
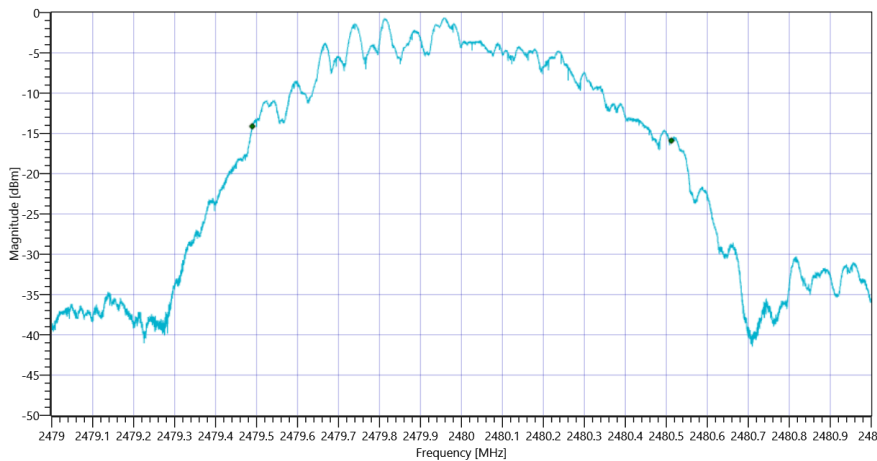
Plot_FCC Part 15.247 Bandwidth 99PCT-20dB ~ BT LE 1 Msps_16082021_171851.png

Test at TX 2480 MHz

DTM Connection check					
Test Description	Lower Limit	Upper Limit	Measured	Unit	Verdict
Connection result	---	---	---	---	PASS

READ SA SETTINGS:					
RefLevel [dBm] RefLevelOffset [dB] InpAtt [dB]	10.67 11.15 15				
Start [MHz] Stop [MHz]	2479.000 2481.000				
RBW [MHz] VBW [MHz]	0.020000 0.100000				
Detector TraceMode	POS MAXH				
Sweep: Time [ms] Count Points per Section Type	50 200 10001 SWE				

RESULT					
Test Description	Lower Limit	Upper Limit	Measured	Unit	Verdict
Bandwidth 99%	---	---	1022.698	kHz	INFO
T1 99%	2400.000000	---	2479.4895	MHz	PASS
T2 99%	---	2483.500000	2480.5121	MHz	PASS



RESULT					
Test Description	Lower Limit	Upper Limit	Measured	Unit	Verdict
Bandwidth 20dB	---	---	1131	kHz	INFO
T1 20DB	2400.000000	---	2479.4248	MHz	PASS

T2 20dB

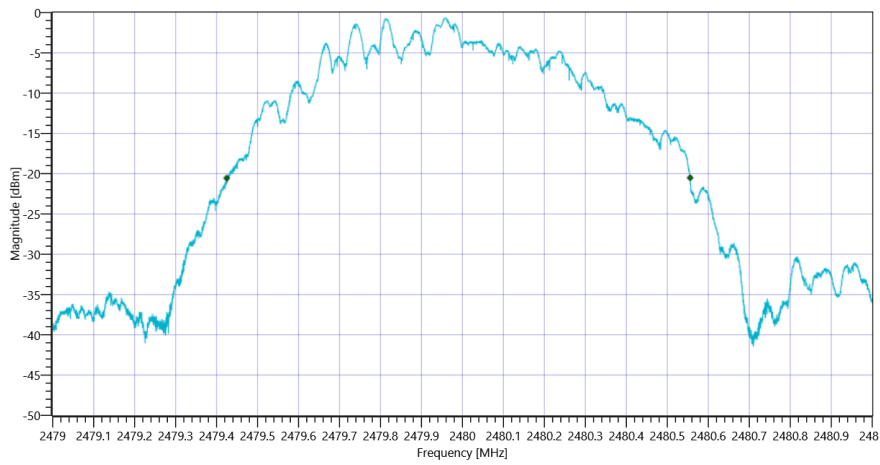
--

2483.50000

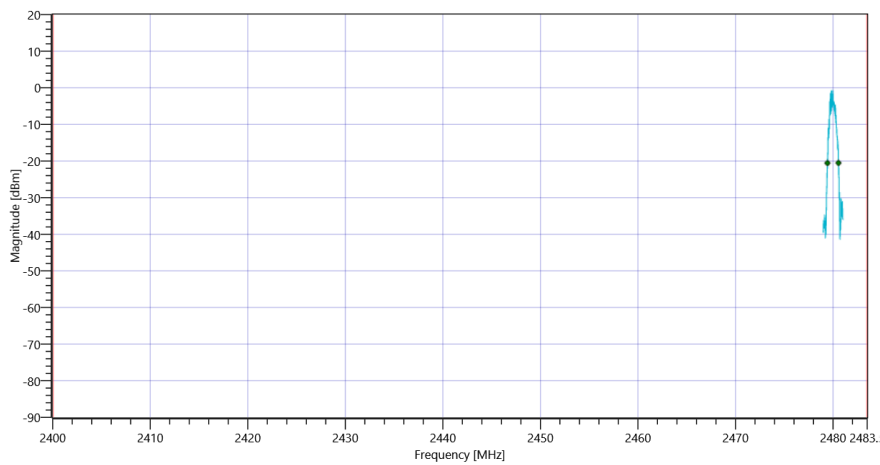
2480.5556

MHz

PASS



Plot_FCC Part 15.247 Bandwidth 99PCT-20dB ~ BT LE 1 Msps 20dB_16082021_171935.png



Plot_FCC Part 15.247 Bandwidth 99PCT-20dB ~ BT LE 1 Msps_16082021_171941.png

TEST FINISHED

General Verdict

PASS

5. FCC Part 15.247 TX Spurious Conducted ~ BT LE 1 Msps

Test References	
TC Start	16.08.2021 17:19:47
Ambit Temp [°C] Humidity [rel%]	26.9 44
System Version	3.0.1.5
Test Specification	FCC Part 15.247
Test Method	IF DTS then 8.5 DTS emissions in non-restricted frequency bands: Subclause 11.11 of ANSI C63.10 is applicable.
TC Version	0.0.1
My Description	FCC 15.247 TX Emissions Conducted DTS - BT LE 1 Msps
Add. Information	

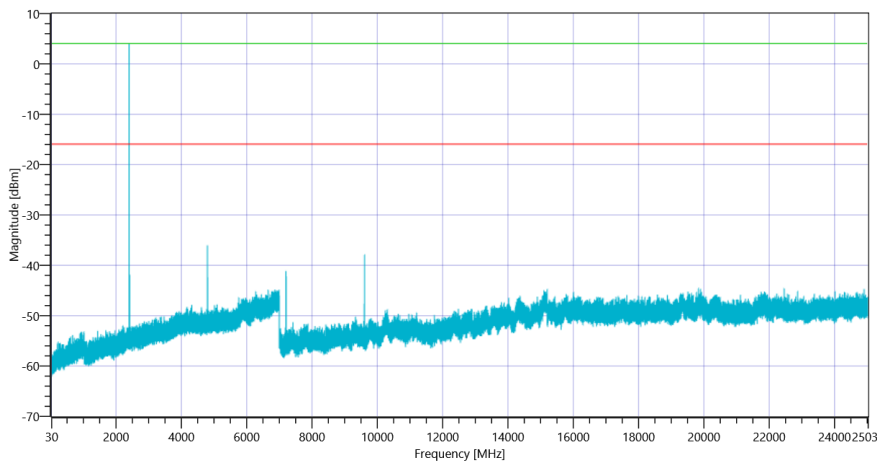
Test Parameter	
Technology to test	BT LE 1 Msps
Antenna Port used	1
Temperature	nom
Voltage	nom
Frequency low to test	True Freq [MHz] 2402
Frequency mid to test	True Freq [MHz] 2440
Frequency high to test	True Freq [MHz] 2480
Auto Control enabled Power Supply Climatic Box	No No
Additional Path Loss [dB]	1
Switched Path	EUT - SignalingUnit - SpectrumAnalyzer

Test at TX 2402 MHz

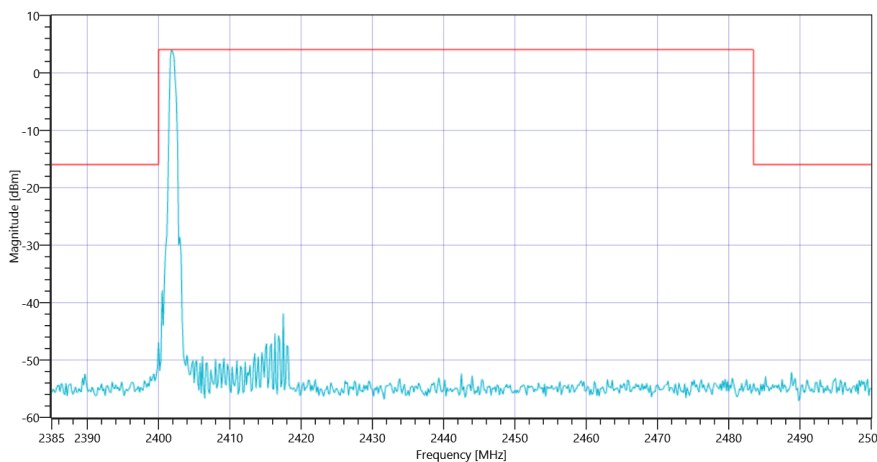
DTM Connection check					
Test Description	Lower Limit	Upper Limit	Measured	Unit	Verdict
Connection result	---	---	---	---	PASS

READ SA SETTINGS:	
RefLevel [dBm] RefLevelOffset [dB] InpAtt [dB]	5.34 0 25
Start [MHz] Stop [MHz]	24530.000 25030.000
RBW [MHz] VBW [MHz]	0.100000 0.300000
Detector TraceMode	POS MAXH
Sweep: Time [ms] Count Points per Section Type	500 8 3001 SWE

RESULT					
Test Description	Lower Limit	Upper Limit	Measured	Unit	Verdict
Reference @ 2401.83 MHz	---	---	4.03	dBm	INFO
No peaks detected	---	---			PASS
Lowest margin to limit 30 MHz	0	---	-140.62	dB	INFO



Plot_FCC Part 15.247 TX Spurious Conducted ~ BT LE 1 Msps 2402_16082021_172519.png



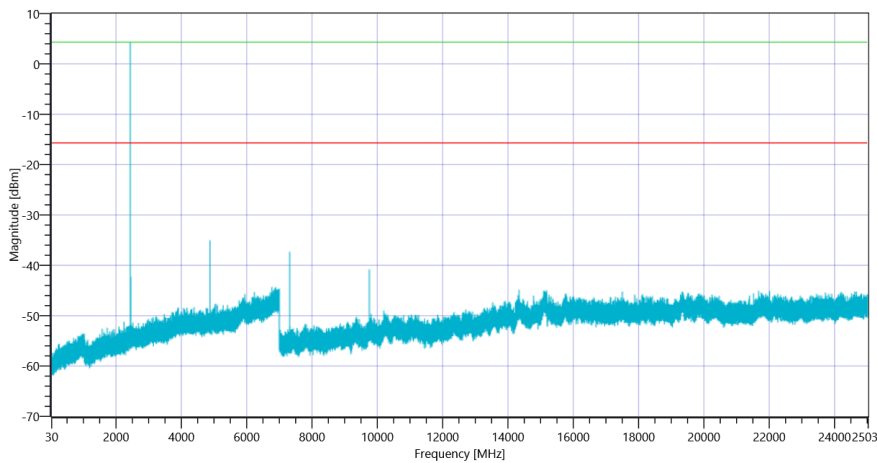
Plot_FCC Part 15.247 TX Spurious Conducted ~ BT LE 1 Msps 2402_16082021_172524.png

Test at TX 2440 MHz

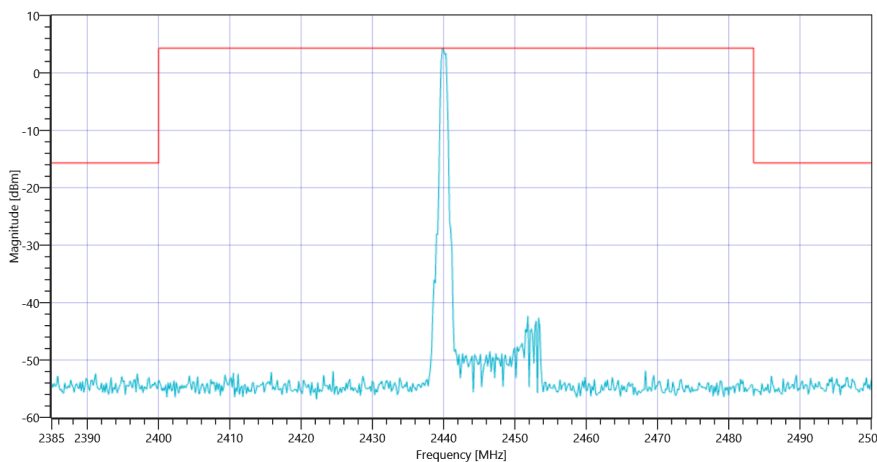
DTM Connection check					
Test Description	Lower Limit	Upper Limit	Measured	Unit	Verdict
Connection result	---	---	---	---	PASS

READ SA SETTINGS:					
RefLevel [dBm] RefLevelOffset [dB] InpAtt [dB]			5.77 0 25		
Start [MHz] Stop [MHz]			24530.000 25030.000		
RBW [MHz] VBW [MHz]			0.100000 0.300000		
Detector TraceMode			POS MAXH		
Sweep: Time [ms] Count Points per Section Type			500 8 3001 SWE		

RESULT					
Test Description	Lower Limit	Upper Limit	Measured	Unit	Verdict
Reference @ 2439.83 MHz	---	---	4.30	dBm	INFO
No peaks detected	---	---			PASS
Lowest margin to limit 4880 MHz	0	---	19.33	dB	INFO



Plot_FCC Part 15.247 TX Spurious Conducted ~ BT LE 1 MspS 2440_16082021_173056.png



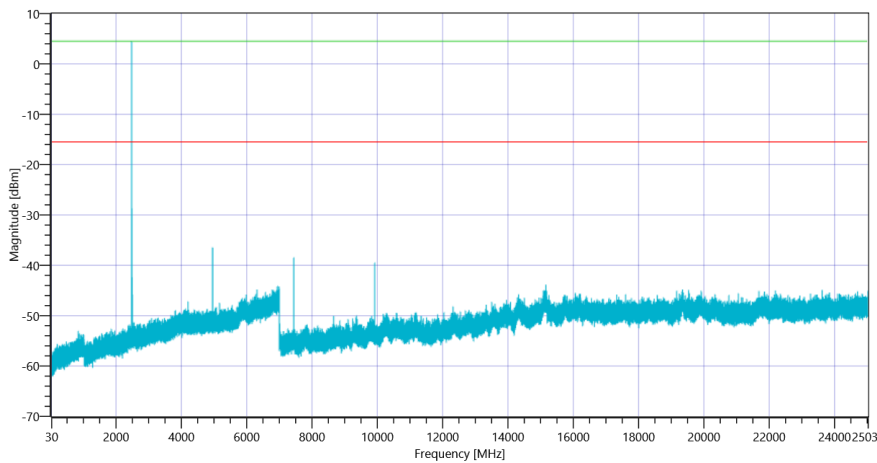
Plot_FCC Part 15.247 TX Spurious Conducted ~ BT LE 1 MspS 2440_16082021_173101.png

Test at TX 2480 MHz

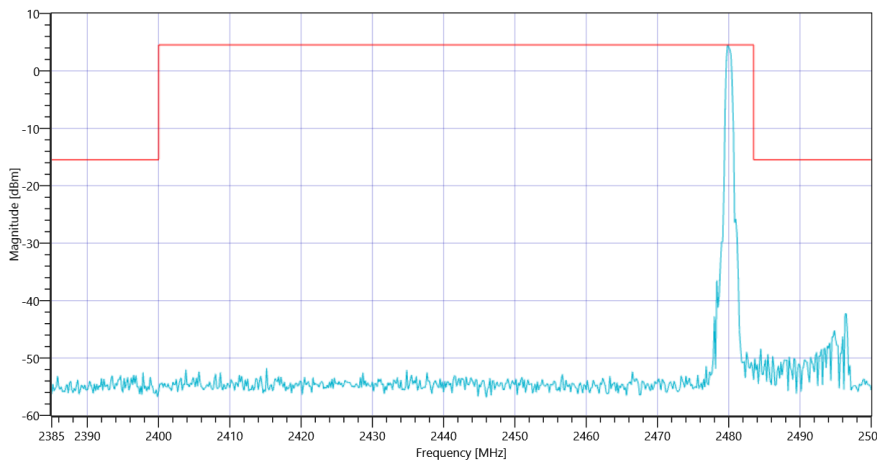
DTM Connection check					
Test Description	Lower Limit	Upper Limit	Measured	Unit	Verdict
Connection result	---	---	---	---	PASS

READ SA SETTINGS:	
RefLevel [dBm] RefLevelOffset [dB] InpAtt [dB]	5.71 0 25
Start [MHz] Stop [MHz]	24530.000 25030.000
RBW [MHz] VBW [MHz]	0.100000 0.300000
Detector TraceMode	POS MAXH
Sweep: Time [ms] Count Points per Section Type	500 8 3001 SWE

RESULT					
Test Description	Lower Limit	Upper Limit	Measured	Unit	Verdict
Reference @ 2479.83 MHz	---	---	4.52	dBm	INFO
No peaks detected	---	---			PASS
Lowest margin to limit 4959.5 MHz	0	---	21.01	dB	INFO



Plot_FCC Part 15.247 TX Spurious Conducted ~ BT LE 1 Msps 2480_16082021_173632.png



Plot_FCC Part 15.247 TX Spurious Conducted ~ BT LE 1 Msps 2480_16082021_173637.png

TEST FINISHED	
General Verdict	PASS

6. FCC Part 15.247 Restricted Band Edge Conducted Peak DTS Video Avg (cond) ~ BT LE 1 MspS

Test References	
TC Start	16.08.2021 17:36:44
Ambit Temp [°C] Humidity [rel%]	26.7 46
System Version	3.0.1.5
Test Specification	FCC Part 15.247
Test Method	DTS: KDB 558074 D01 V05 - 8.7.3 Integration Method; ANSI C63.10-2013 11.13.3.2 Peak Detection
TC Version	0.0.1
My Description	FCC 15.247 Restricted Band Edge Conducted Peak DTS - BT LE 1 MspS
Add. Information	

Test Parameter	
Technology to test	BT LE 1 MspS
Antenna Port used	1
Temperature	nom
Voltage	nom
Frequency low to test	True Freq [MHz] 2402
Frequency mid to test	False Freq [MHz] 2440
Frequency high to test	True Freq [MHz] 2480
Auto Control enabled Power Supply Climatic Box	No No
Additional Path Loss [dB]	1
Switched Path	EUT - SignalingUnit - SpectrumAnalyzer

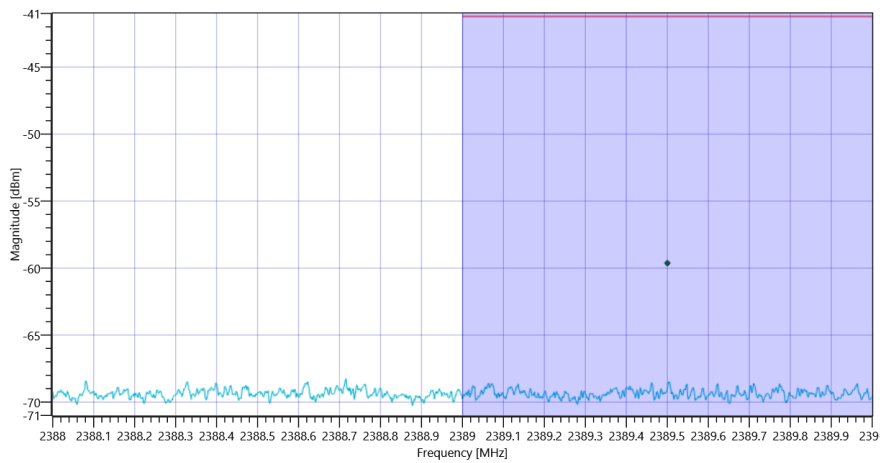
Test at TX 2402 MHz

DTM Connection check					
Test Description	Lower Limit	Upper Limit	Measured	Unit	Verdict
Connection result	---	---	---	---	PASS

READ SA SETTINGS:	
RefLevel [dBm] RefLevelOffset [dB] InpAtt [dB]	10.37 11.09 15
Start [MHz] Stop [MHz]	2388.000 2390.000
RBW [MHz] VBW [MHz]	0.100000 0.002000
Detector TraceMode	POS MAXH
Sweep: Time [ms] Count Points per Section Type	8 300 1001 SWE

Antenna Gain	
Considered Antenna Gain: [dBi]:	0

RESULT					
Test Description	Lower Limit	Upper Limit	Measured	Unit	Verdict
Band Power	---	-41.23	-59.63	dBm	INCON



Plot_FCC Part 15.247 Restricted Band Edge Conducted Peak DTS Video Avg (cond) ~ BT LE 1 Msps_16082021_173707.png

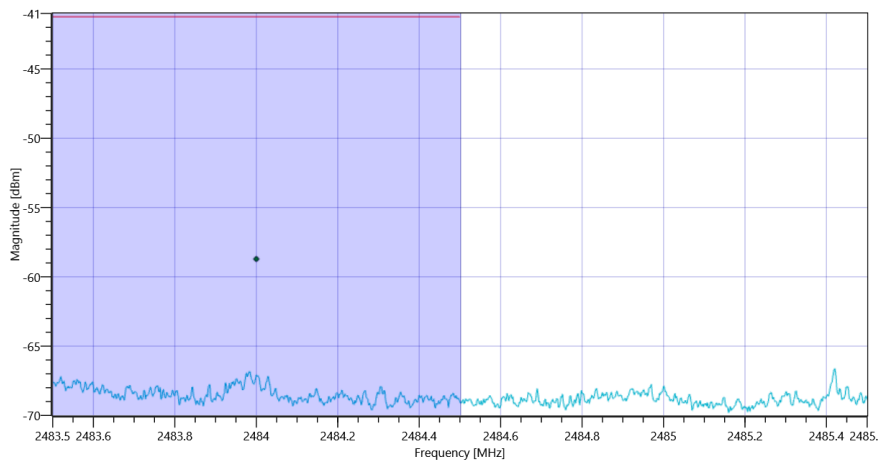
Test at TX 2480 MHz

DTM Connection check					
Test Description	Lower Limit	Upper Limit	Measured	Unit	Verdict
Connection result	---	---	---	---	PASS

READ SA SETTINGS:	
RefLevel [dBm] RefLevelOffset [dB] InpAtt [dB]	10.72 11.15 15
Start [MHz] Stop [MHz]	2483.500 2485.500
RBW [MHz] VBW [MHz]	0.100000 0.002000
Detector TraceMode	POS MAXH
Sweep: Time [ms] Count Points per Section Type	8 300 1001 SWE

Antenna Gain	
Considered Antenna Gain: [dBi]:	0

RESULT					
Test Description	Lower Limit	Upper Limit	Measured	Unit	Verdict
Band Power	---	-41.23	-58.71	dBm	INCON



Plot_FCC Part 15.247 Restricted Band Edge Conducted Peak DTS Video Avg (cond) ~ BT LE 1 Msps_16082021_173728.png

TEST FINISHED	
General Verdict	INCON

- END OF DOCUMENT -