

Measurement Results

1-1582/20-01-08_log1_conducted

[Test logging](#)

This addendum is electronically signed and valid without handwritten signature.
For verification of the electronic signatures, the public keys can be requested at the testing laboratory.

Document authorized:

Michael Dorongovski
Lab Manager
Radio Communications

Table of Content

EUT Summary	3
1. FCC Part 15.247 Bandwidth 99PCT-20dB ~ BT Classic Basic rate	4
2. FCC Part 15.247 Bandwidth 99PCT-20dB ~ BT Classic EDR Pi/4DQPSK	11
3. FCC Part 15.247 Bandwidth 99PCT-20dB ~ BT Classic EDR 8DPSK	18
4. FCC Part 15.247 Maximum Peak Conducted Output Power FHSS ~ BT Classic Basic rate	25
5. FCC Part 15.247 Number Of Hopping Channels FHSS ~ BT Classic Basic rate	29
6. FCC Part 15.247 Carrier Frequency Separation FHSS ~ BT Classic Basic rate	33
7. FCC Part 15.247 TX Spurious Conducted ~ BT Classic Basic rate	36
8. FCC Part 15.247 Maximum Peak Conducted Output Power FHSS ~ BT Classic EDR Pi/4DQPSK	40
9. FCC Part 15.247 TX Spurious Conducted ~ BT Classic EDR Pi/4DQPSK	44
10. FCC Part 15.247 Maximum Peak Conducted Output Power FHSS ~ BT Classic EDR 8DPSK	48
11. FCC Part 15.247 TX Spurious Conducted ~ BT Classic EDR 8DPSK	52

EUT Summary

EUT DEFINITION	
Manufacturer	beyerdynamic GmbH & Co. KG
Type	SPACE Dongle
Kind	Bluetooth Dongle
Serial Number Setup Number	NI 1.0
Version SW FW HW	NI NI NI
Comment 1 2	
Temperature [°C] Min Nom Max	-10 20 55
Voltage [V] Min Nom Max	4.5 5 6.5

EUT Common Settings BT Classic	
Intermodulation Value N	3
Image Freq. Low Mid High [MHz]	0 0 0
Power Class	1
Power Control	Enhanced
Longest Supported Packet Type	DH5
RF Supported	Basic Rate True EDR Pi/4DQPSK True EDR 8DPSK True
Testmode	LOOPback
Perform Inquiry	Yes
EUT BT Address (if Inquiry No)	0123456789AB
Signaling BT Address	BABEBEDADBAD
Switch Matrix & Pathcompensation enabled	Yes

1. FCC Part 15.247 Bandwidth 99PCT-20dB ~ BT Classic Basic rate

Test References	
TC Start	16.08.2021 18:24:41
Ambit Temp [°C] Humidity [rel%]	26.7 47
System Version	3.0.1.5
Test Specification	FCC Part 15.247
Test Method	
TC Version	0.0.2
My Description	FCC 15.247 Bandwidth 99PCT - 20dB FHSS - BT Classic Basic Rate
Add. Information	

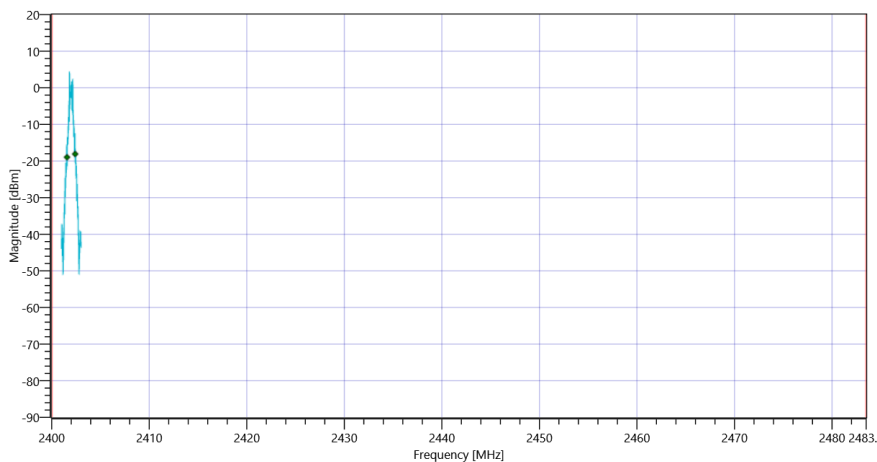
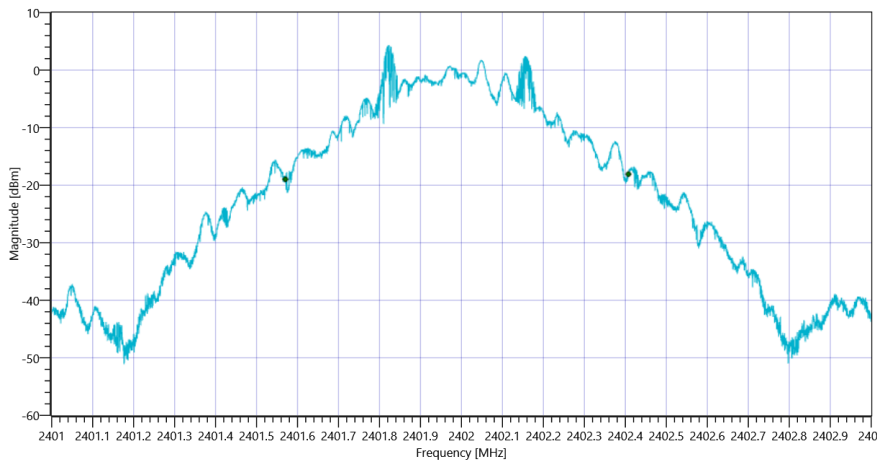
Test Parameter	
Technology to test	BT Classic Basic rate
Antenna Port used	1
Temperature	nom
Voltage	nom
Frequency low to test	True Freq [MHz] 2402
Frequency mid to test	True Freq [MHz] 2441
Frequency high to test	True Freq [MHz] 2480
Auto Control enabled Power Supply Climatic Box	No No
Additional Path Loss [dB]	1
Switched Path	EUT - SignalingUnit - SpectrumAnalyzer

Test at TX 2402 MHz

BT Classic Connection check					
Test Description	Lower Limit	Upper Limit	Measured	Unit	Verdict
Connection result	---	---	---	---	TCON

READ SA SETTINGS:	
RefLevel [dBm] RefLevelOffset [dB] InpAtt [dB]	10.37 11.09 15
Start [MHz] Stop [MHz]	2401.000 2403.000
RBW [MHz] VBW [MHz]	0.020000 0.100000
Detector TraceMode	POS MAXH
Sweep: Time [ms] Count Points per Section Type	50 200 10001 SWE

RESULT					
Test Description	Lower Limit	Upper Limit	Measured	Unit	Verdict
Bandwidth 99%	---	---	837.116	kHz	INFO
T1 99%	2400.000000	---	2401.5702	MHz	PASS
T2 99%	---	2483.500000	2402.4074	MHz	PASS



RESULT					
Test Description	Lower Limit	Upper Limit	Measured	Unit	Verdict
Bandwidth 20dB	---	---	844	kHz	INFO
T1 20DB	2400.000000	---	2401.5458	MHz	PASS

T2 20dB

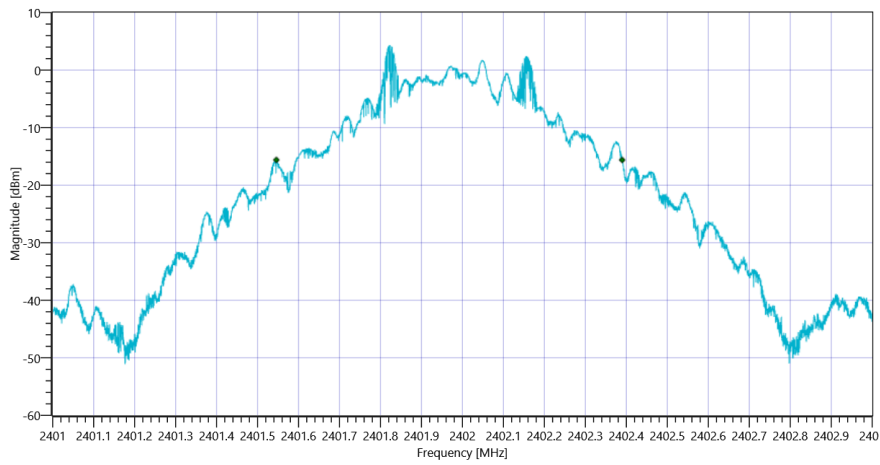
--

2483.50000

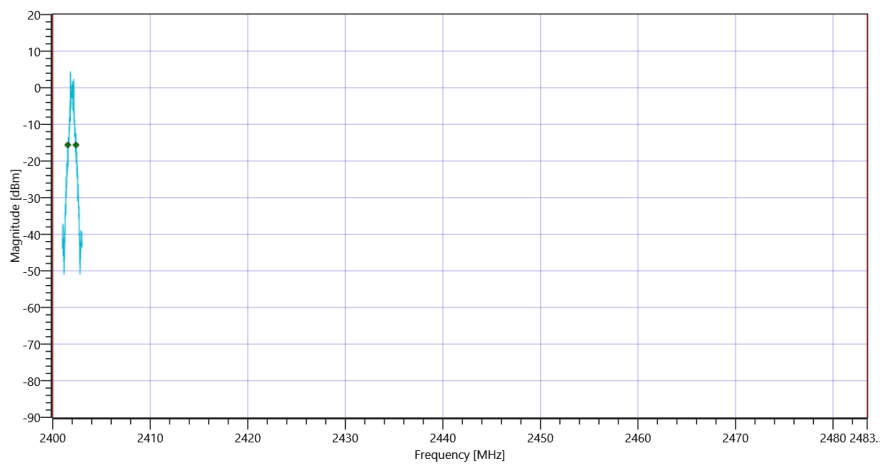
2402.3898

MHz

PASS



Plot_FCC Part 15.247 Bandwidth 99PCT-20dB ~ BT Classic Basic rate 20dB_16082021_182530.png



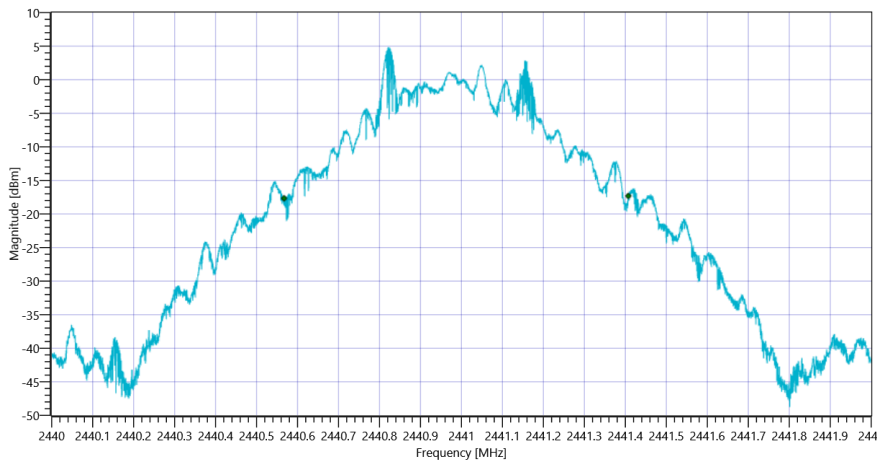
Plot_FCC Part 15.247 Bandwidth 99PCT-20dB ~ BT Classic Basic rate_16082021_182536.png

Test at TX 2441 MHz

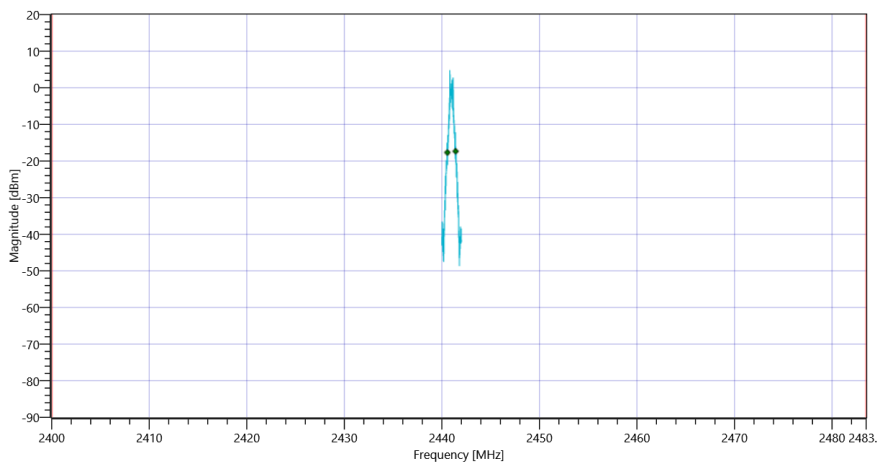
BT Classic Connection check					
Test Description	Lower Limit	Upper Limit	Measured	Unit	Verdict
Connection result	---	---	---	---	TCON

READ SA SETTINGS:					
RefLevel [dBm] RefLevelOffset [dB] InpAtt [dB]	10.76 11.1 15				
Start [MHz] Stop [MHz]	2440.000 2442.000				
RBW [MHz] VBW [MHz]	0.020000 0.100000				
Detector TraceMode	POS MAXH				
Sweep: Time [ms] Count Points per Section Type	50 200 10001 SWE				

RESULT					
Test Description	Lower Limit	Upper Limit	Measured	Unit	Verdict
Bandwidth 99%	---	---	839.916	kHz	INFO
T1 99%	2400.000000	---	2440.5672	MHz	PASS
T2 99%	---	2483.500000	2441.4072	MHz	PASS



Plot_FCC Part 15.247 Bandwidth 99PCT-20dB ~ BT Classic Basic rate 99PCT_16082021_182606.png



Plot_FCC Part 15.247 Bandwidth 99PCT-20dB ~ BT Classic Basic rate_16082021_182612.png

RESULT					
Test Description	Lower Limit	Upper Limit	Measured	Unit	Verdict
Bandwidth 20dB	---	---	845	kHz	INFO
T1 20DB	2400.000000	---	2440.5444	MHz	PASS

T2 20dB

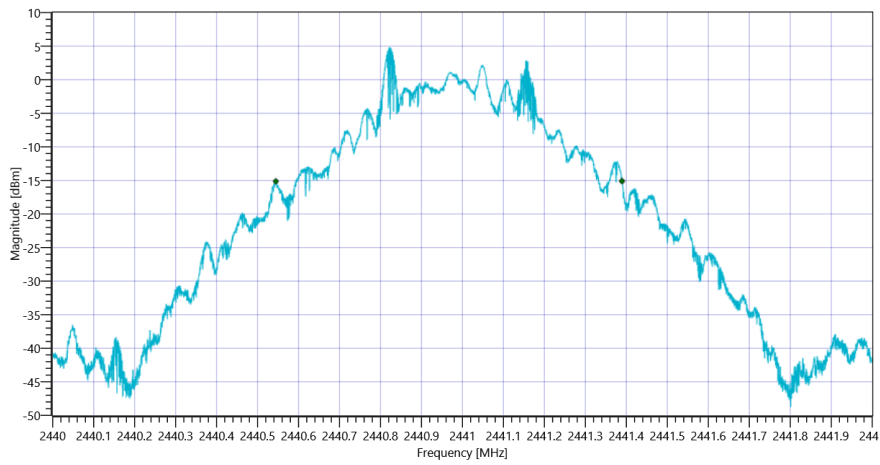
--

2483.50000

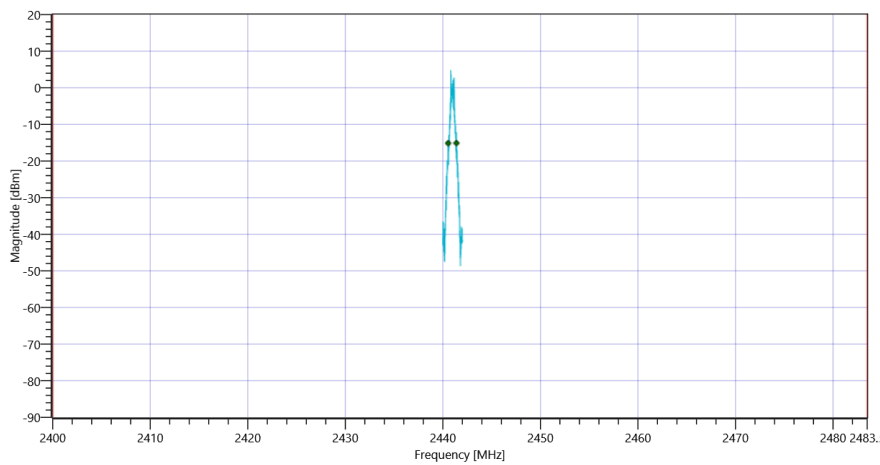
2441.3894

MHz

PASS



Plot_FCC Part 15.247 Bandwidth 99PCT-20dB ~ BT Classic Basic rate 20dB_16082021_182620.png



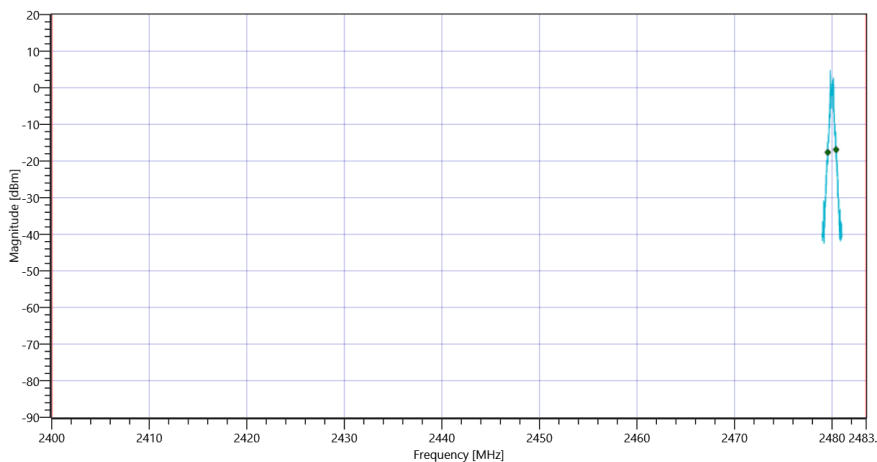
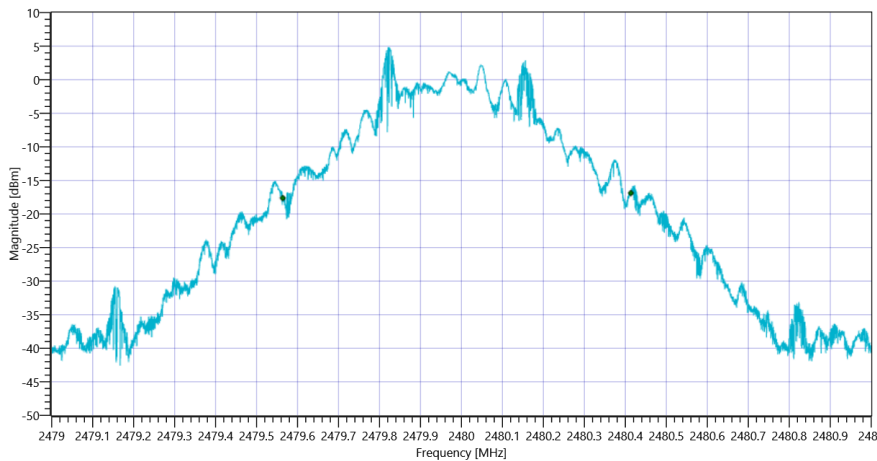
Plot_FCC Part 15.247 Bandwidth 99PCT-20dB ~ BT Classic Basic rate_16082021_182626.png

Test at TX 2480 MHz

BT Classic Connection check					
Test Description	Lower Limit	Upper Limit	Measured	Unit	Verdict
Connection result	---	---	---	---	TCON

READ SA SETTINGS:					
RefLevel [dBm] RefLevelOffset [dB] InpAtt [dB]	10.74 11.15 15				
Start [MHz] Stop [MHz]	2479.000 2481.000				
RBW [MHz] VBW [MHz]	0.020000 0.100000				
Detector TraceMode	POS MAXH				
Sweep: Time [ms] Count Points per Section Type	50 200 10001 SWE				

RESULT					
Test Description	Lower Limit	Upper Limit	Measured	Unit	Verdict
Bandwidth 99%	---	---	849.515	kHz	INFO
T1 99%	2400.000000	---	2479.5638	MHz	PASS
T2 99%	---	2483.500000	2480.4134	MHz	PASS



RESULT					
Test Description	Lower Limit	Upper Limit	Measured	Unit	Verdict
Bandwidth 20dB	---	---	846	kHz	INFO
T1 20DB	2400.000000	---	2479.5438	MHz	PASS

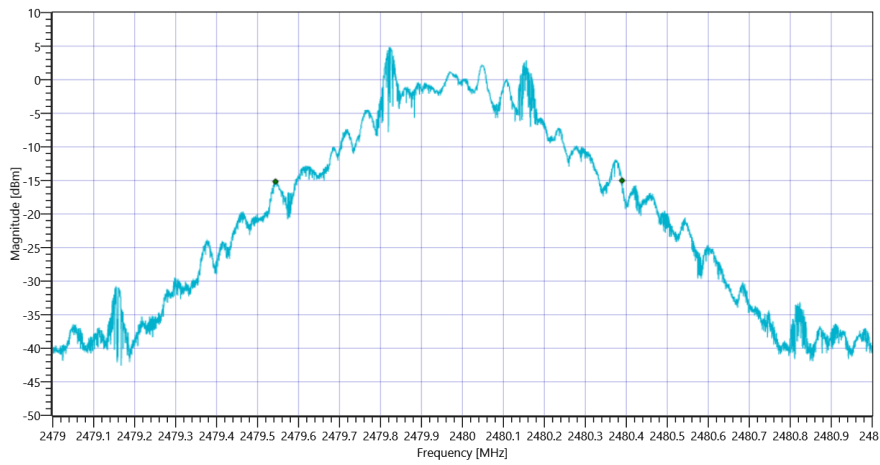
T2 20dB

2483.50000

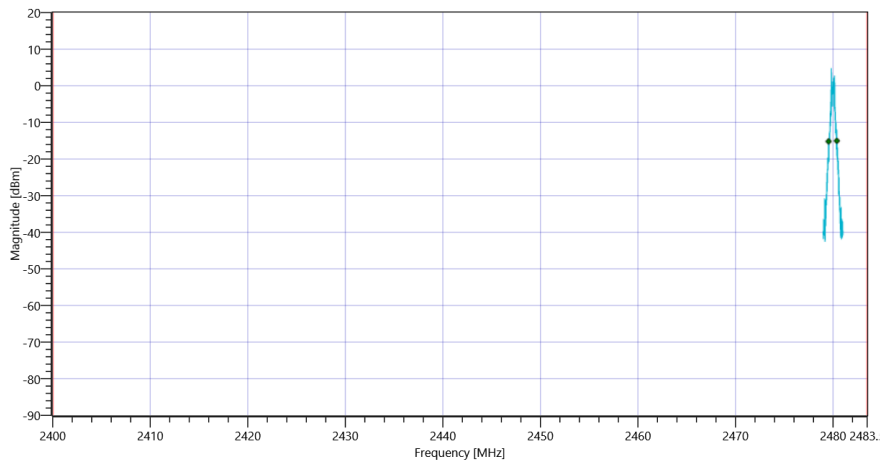
2480.3894

MHz

PASS



Plot_FCC Part 15.247 Bandwidth 99PCT-20dB ~ BT Classic Basic rate 20dB_16082021_182711.png



Plot_FCC Part 15.247 Bandwidth 99PCT-20dB ~ BT Classic Basic rate_16082021_182717.png

TEST FINISHED

General Verdict

PASS

2. FCC Part 15.247 Bandwidth 99PCT-20dB ~ BT Classic EDR Pi/4DQPSK

Test References	
TC Start	16.08.2021 18:46:04
Ambit Temp [°C] Humidity [rel%]	26.7 46
System Version	3.0.1.5
Test Specification	FCC Part 15.247
Test Method	
TC Version	0.0.2
My Description	FCC 15.247 Bandwidth 99PCT - 20dB FHSS - BT Classic EDR Pi/4DQPSK
Add. Information	

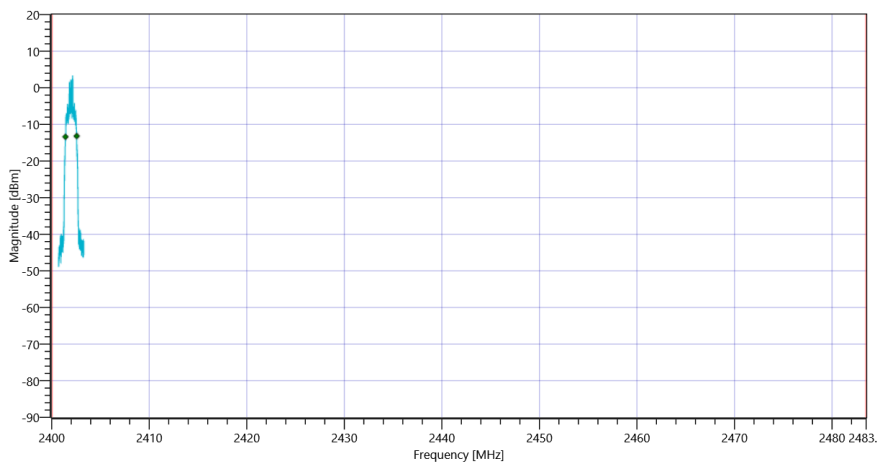
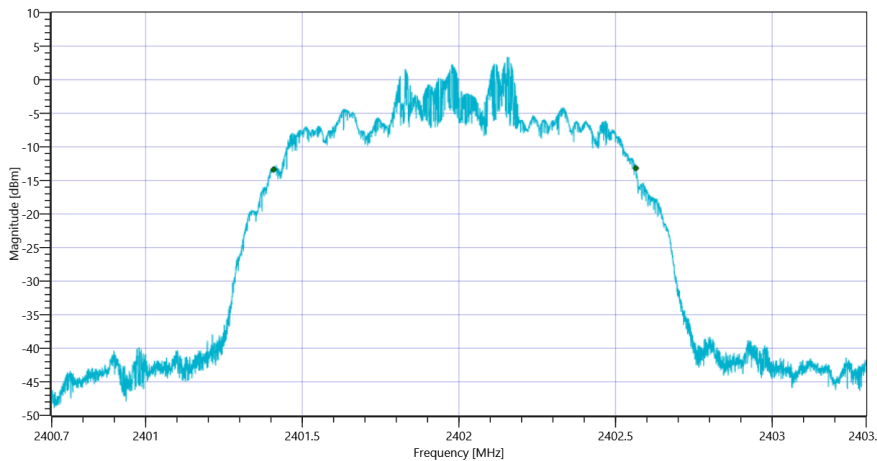
Test Parameter	
Technology to test	BT Classic EDR Pi/4DQPSK
Antenna Port used	1
Temperature	nom
Voltage	nom
Frequency low to test	True Freq [MHz] 2402
Frequency mid to test	True Freq [MHz] 2441
Frequency high to test	True Freq [MHz] 2480
Auto Control enabled Power Supply Climatic Box	No No
Additional Path Loss [dB]	1
Switched Path	EUT - SignalingUnit - SpectrumAnalyzer

Test at TX 2402 MHz

BT Classic Connection check					
Test Description	Lower Limit	Upper Limit	Measured	Unit	Verdict
Connection result	---	---	---	---	TCON

READ SA SETTINGS:					
RefLevel [dBm] RefLevelOffset [dB] InpAtt [dB]			10.02 11.09 15		
Start [MHz] Stop [MHz]			2400.700 2403.300		
RBW [MHz] VBW [MHz]			0.030000 0.100000		
Detector TraceMode			POS MAXH		
Sweep: Time [ms] Count Points per Section Type			50 200 10001 SWE		

RESULT					
Test Description	Lower Limit	Upper Limit	Measured	Unit	Verdict
Bandwidth 99%	---	---	1156.364	kHz	INFO
T1 99%	2400.000000	---	2401.4086	MHz	PASS
T2 99%	---	2483.500000	2402.5649	MHz	PASS



RESULT					
Test Description	Lower Limit	Upper Limit	Measured	Unit	Verdict
Bandwidth 20dB	---	---	1227	kHz	INFO
T1 20DB	2400.000000	---	2401.3724	MHz	PASS

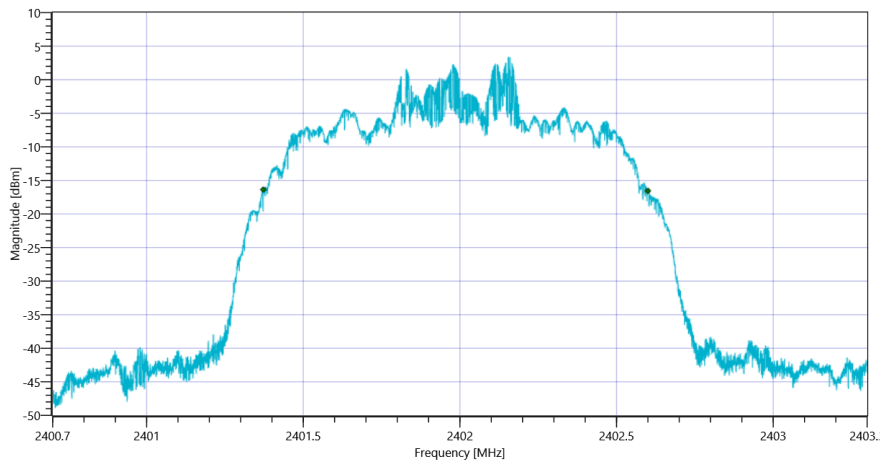
T2 20dB

2483.50000

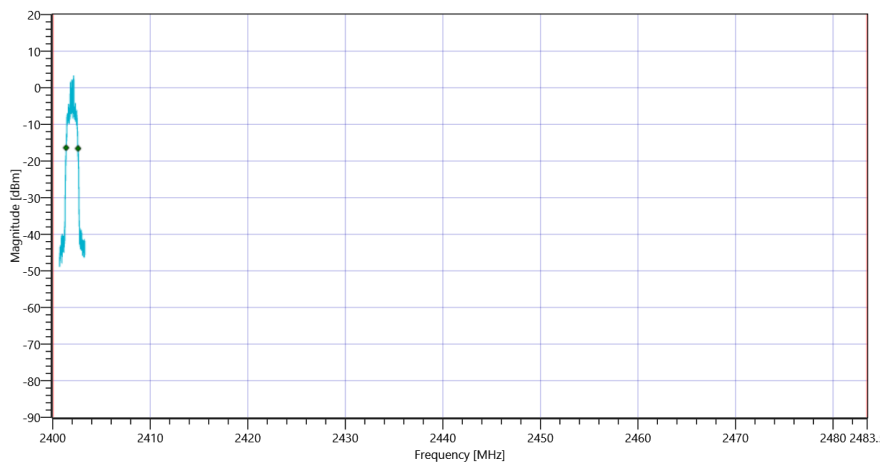
2402.5998

MHz

PASS



Plot_FCC Part 15.247 Bandwidth 99PCT-20dB ~ BT Classic EDR Pi-4QPSK 20dB_16082021_184653.png



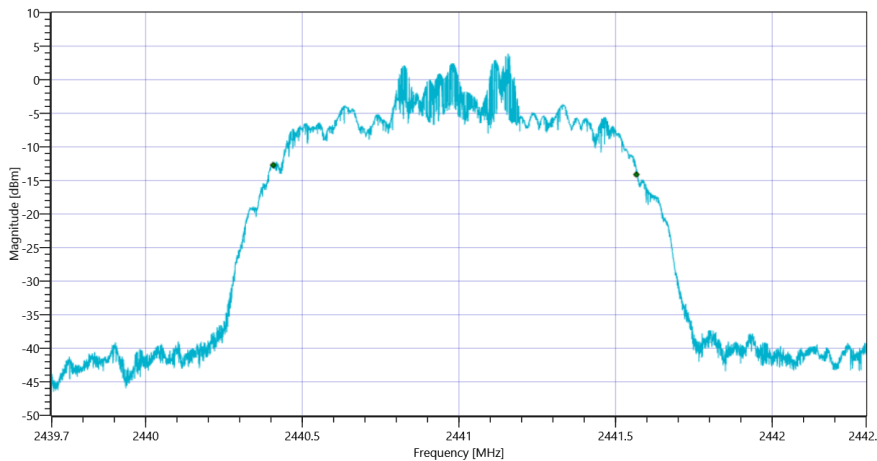
Plot_FCC Part 15.247 Bandwidth 99PCT-20dB ~ BT Classic EDR Pi-4QPSK_16082021_184700.png

Test at TX 2441 MHz

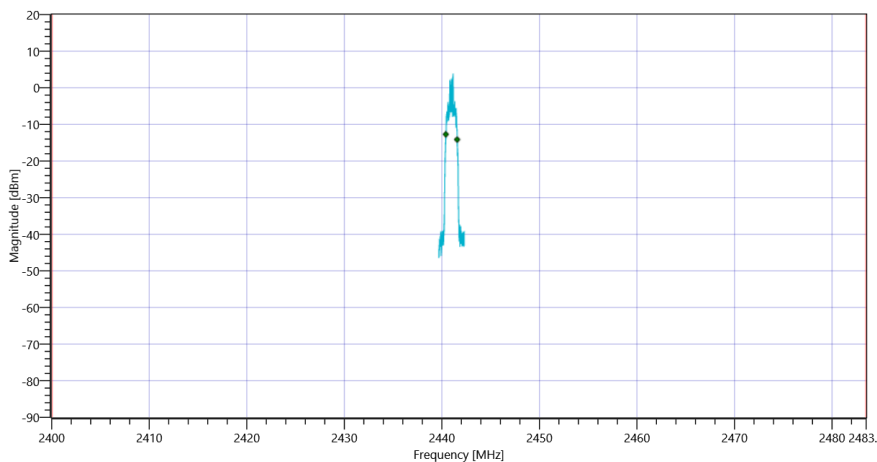
BT Classic Connection check					
Test Description	Lower Limit	Upper Limit	Measured	Unit	Verdict
Connection result	---	---	---	---	TCON

READ SA SETTINGS:					
RefLevel [dBm] RefLevelOffset [dB] InpAtt [dB]	10.20 11.1 15				
Start [MHz] Stop [MHz]	2439.700 2442.300				
RBW [MHz] VBW [MHz]	0.030000 0.100000				
Detector TraceMode	POS MAXH				
Sweep: Time [ms] Count Points per Section Type	50 200 10001 SWE				

RESULT					
Test Description	Lower Limit	Upper Limit	Measured	Unit	Verdict
Bandwidth 99%	---	---	1159.224	kHz	INFO
T1 99%	2400.000000	---	2440.4073	MHz	PASS
T2 99%	---	2483.500000	2441.5665	MHz	PASS



Plot_FCC Part 15.247 Bandwidth 99PCT-20dB ~ BT Classic EDR Pi-4DQPSK_99PCT_16082021_184730.png



Plot_FCC Part 15.247 Bandwidth 99PCT-20dB ~ BT Classic EDR Pi-4DQPSK_16082021_184736.png

RESULT					
Test Description	Lower Limit	Upper Limit	Measured	Unit	Verdict
Bandwidth 20dB	---	---	1230	kHz	INFO
T1 20DB	2400.000000	---	2440.3690	MHz	PASS

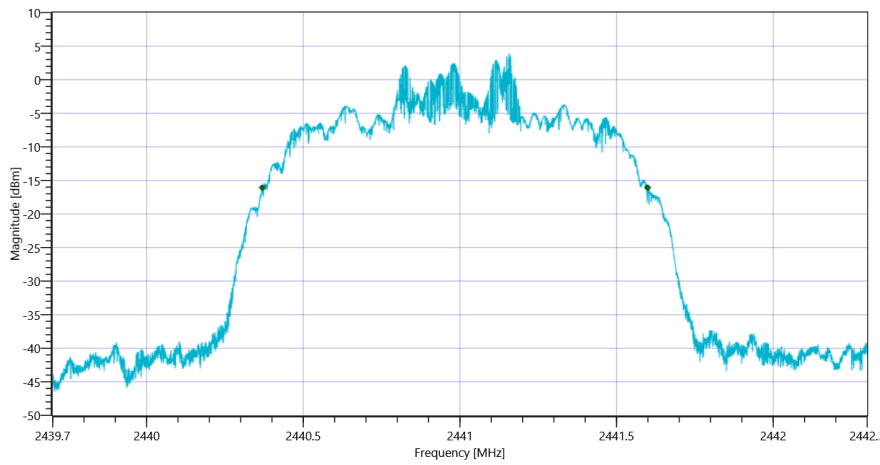
T2 20dB

2483.50000

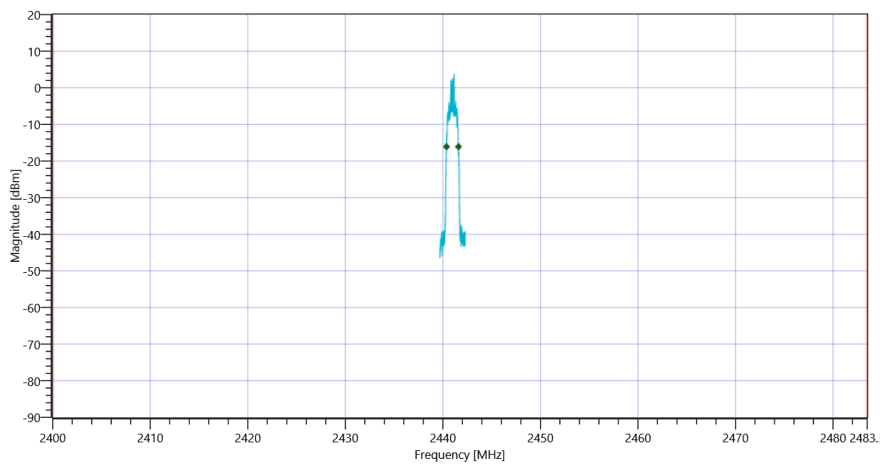
2441.5993

MHz

PASS



Plot_FCC Part 15.247 Bandwidth 99PCT-20dB ~ BT Classic EDR Pi-4QPSK 20dB_16082021_184744.png



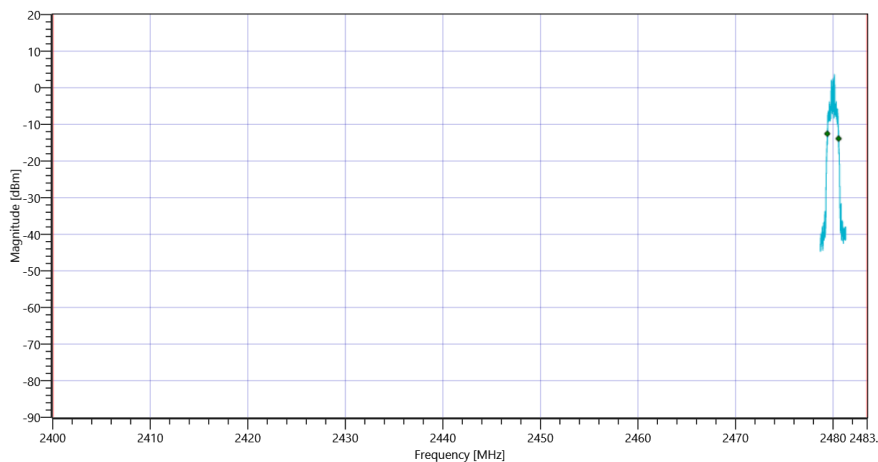
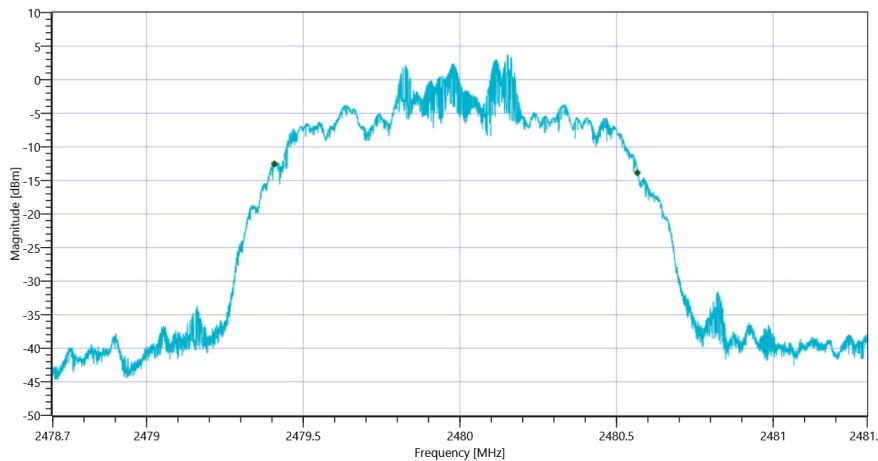
Plot_FCC Part 15.247 Bandwidth 99PCT-20dB ~ BT Classic EDR Pi-4QPSK_16082021_184750.png

Test at TX 2480 MHz

BT Classic Connection check					
Test Description	Lower Limit	Upper Limit	Measured	Unit	Verdict
Connection result	---	---	---	---	TCON

READ SA SETTINGS:					
RefLevel [dBm] RefLevelOffset [dB] InpAtt [dB]			10.15 11.15 15		
Start [MHz] Stop [MHz]			2478.700 2481.300		
RBW [MHz] VBW [MHz]			0.030000 0.100000		
Detector TraceMode			POS MAXH		
Sweep: Time [ms] Count Points per Section Type			50 200 10001 SWE		

RESULT					
Test Description	Lower Limit	Upper Limit	Measured	Unit	Verdict
Bandwidth 99%	---	---	1158.964	kHz	INFO
T1 99%	2400.000000	---	2479.4075	MHz	PASS
T2 99%	---	2483.500000	2480.5665	MHz	PASS



RESULT					
Test Description	Lower Limit	Upper Limit	Measured	Unit	Verdict
Bandwidth 20dB	---	---	1237	kHz	INFO
T1 20DB	2400.000000	---	2479.3687	MHz	PASS

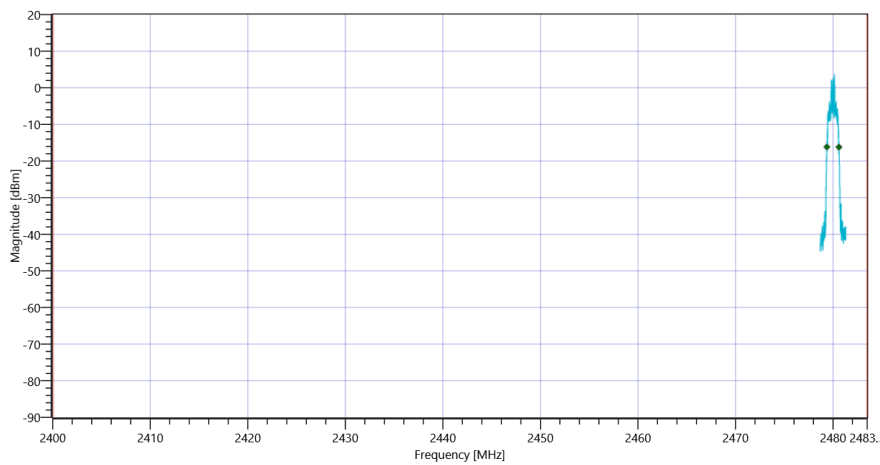
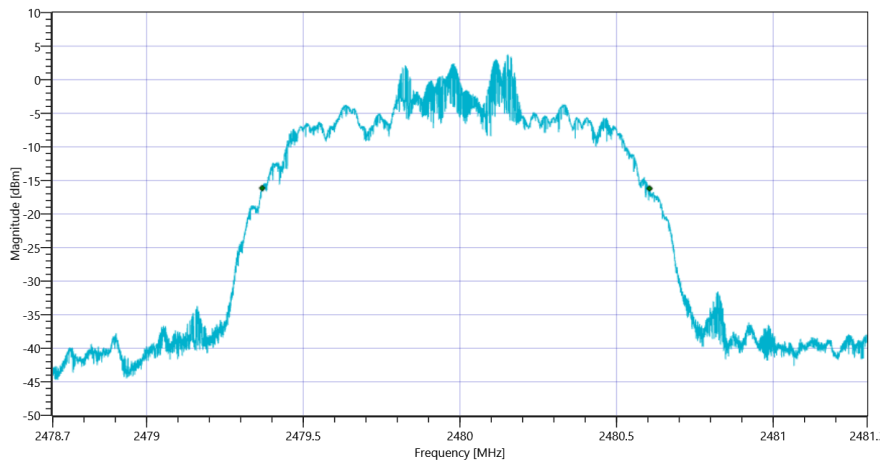
T2 20dB

2483.50000

2480.6053

MHz

PASS



TEST FINISHED

General Verdict

PASS

3. FCC Part 15.247 Bandwidth 99PCT-20dB ~ BT Classic EDR 8DPSK

Test References	
TC Start	16.08.2021 19:07:29
Ambit Temp [°C] Humidity [rel%]	26.8 46
System Version	3.0.1.5
Test Specification	FCC Part 15.247
Test Method	
TC Version	0.0.2
My Description	FCC 15.247 Bandwidth 99PCT - 20dB FHSS - BT Classic EDR 8DPSK
Add. Information	

Test Parameter	
Technology to test	BT Classic EDR 8DPSK
Antenna Port used	1
Temperature	nom
Voltage	nom
Frequency low to test	True Freq [MHz] 2402
Frequency mid to test	True Freq [MHz] 2441
Frequency high to test	True Freq [MHz] 2480
Auto Control enabled Power Supply Climatic Box	No No
Additional Path Loss [dB]	1
Switched Path	EUT - SignalingUnit - SpectrumAnalyzer

Test at TX 2402 MHz

BT Classic Connection check

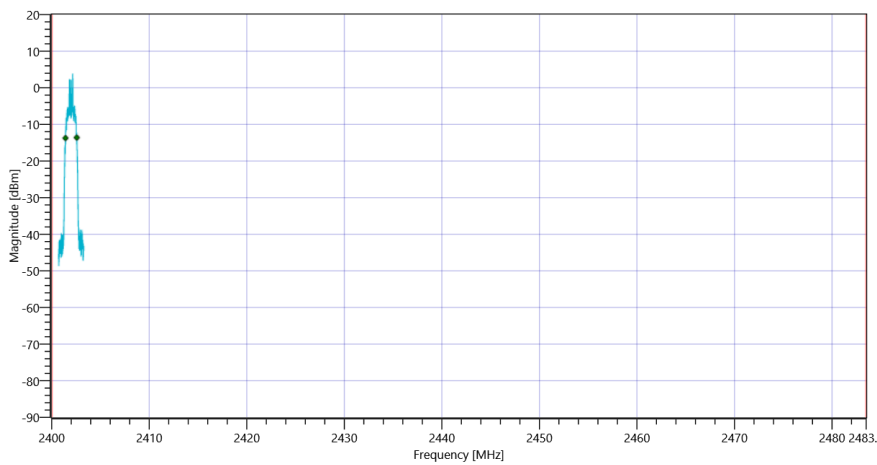
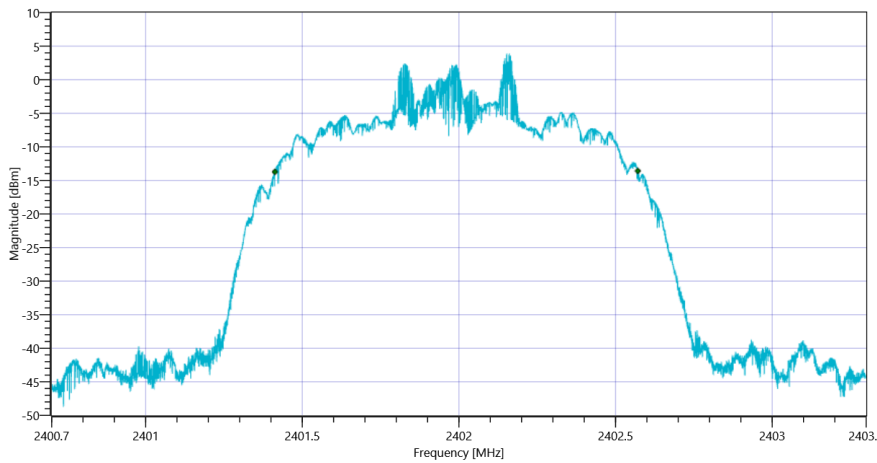
Test Description	Lower Limit	Upper Limit	Measured	Unit	Verdict
Connection result	---	---	---	---	TCON

READ SA SETTINGS:

RefLevel [dBm] RefLevelOffset [dB] InpAtt [dB]	9.69 11.09 15				
Start [MHz] Stop [MHz]	2400.700 2403.300				
RBW [MHz] VBW [MHz]	0.030000 0.100000				
Detector TraceMode	POS MAXH				
Sweep: Time [ms] Count Points per Section Type	50 200 10001 SWE				

RESULT

Test Description	Lower Limit	Upper Limit	Measured	Unit	Verdict
Bandwidth 99%	---	---	1158.184	kHz	INFO
T1 99%	2400.000000	---	2401.4127	MHz	PASS
T2 99%	---	2483.500000	2402.5709	MHz	PASS



RESULT

Test Description	Lower Limit	Upper Limit	Measured	Unit	Verdict
Bandwidth 20dB	---	---	1240	kHz	INFO
T1 20DB	2400.000000	---	2401.3620	MHz	PASS

T2 20dB

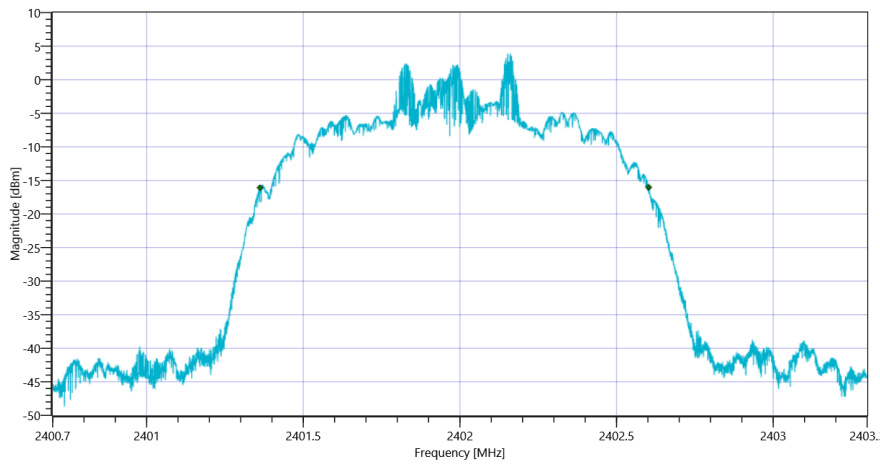
--

2483.50000

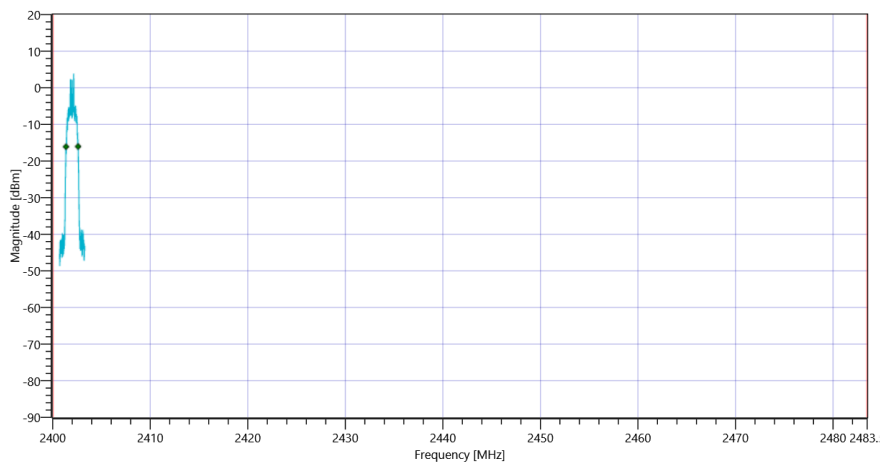
2402.6024

MHz

PASS



Plot_FCC Part 15.247 Bandwidth 99PCT-20dB ~ BT Classic EDR 8DPSK_16082021_190817.png



Plot_FCC Part 15.247 Bandwidth 99PCT-20dB ~ BT Classic EDR 8DPSK_16082021_190824.png

Test at TX 2441 MHz

BT Classic Connection check

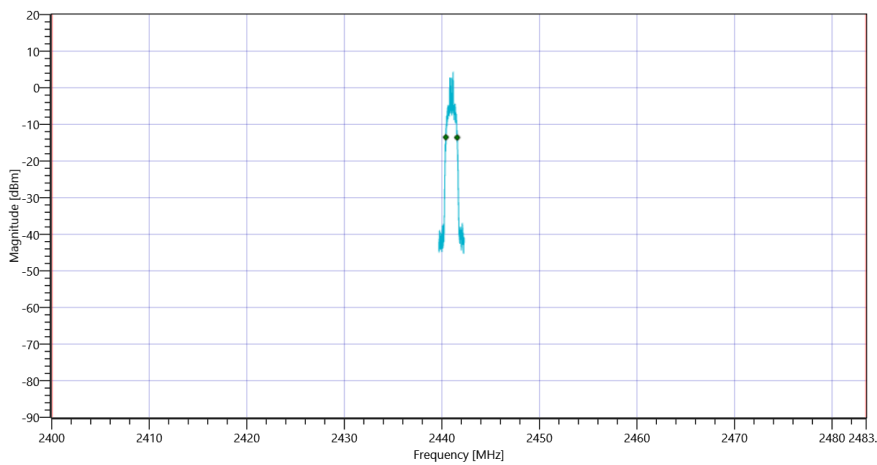
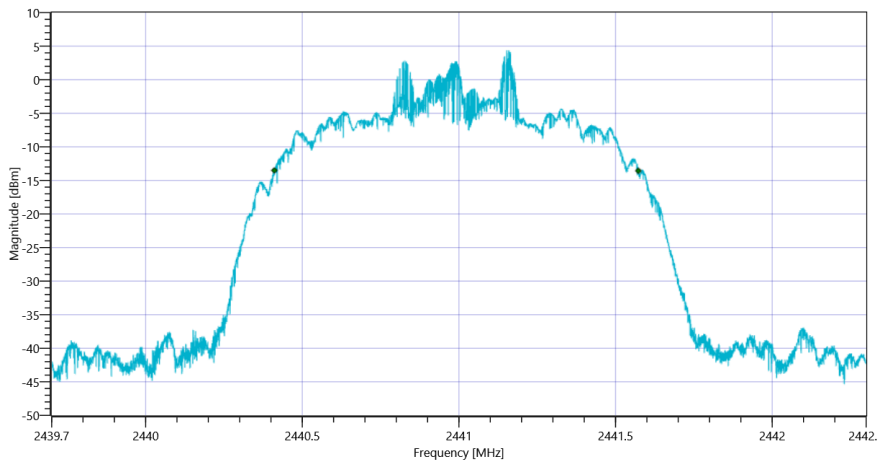
Test Description	Lower Limit	Upper Limit	Measured	Unit	Verdict
Connection result	---	---	---	---	TCON

READ SA SETTINGS:

RefLevel [dBm] RefLevelOffset [dB] InpAtt [dB]	10.15 11.1 15				
Start [MHz] Stop [MHz]	2439.700 2442.300				
RBW [MHz] VBW [MHz]	0.030000 0.100000				
Detector TraceMode	POS MAXH				
Sweep: Time [ms] Count Points per Section Type	50 200 10001 SWE				

RESULT

Test Description	Lower Limit	Upper Limit	Measured	Unit	Verdict
Bandwidth 99%	---	---	1161.824	kHz	INFO
T1 99%	2400.000000	---	2440.4109	MHz	PASS
T2 99%	---	2483.500000	2441.5727	MHz	PASS



RESULT

Test Description	Lower Limit	Upper Limit	Measured	Unit	Verdict
Bandwidth 20dB	---	---	1241	kHz	INFO
T1 20DB	2400.000000	---	2440.3612	MHz	PASS

T2 20dB

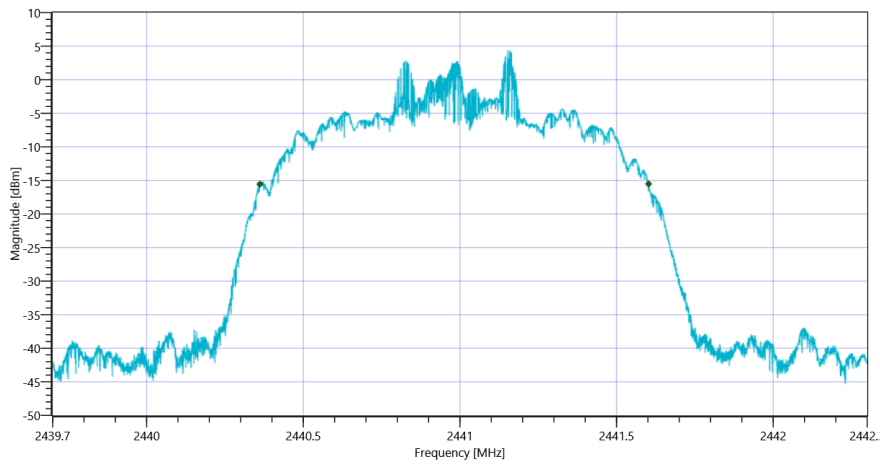
--

2483.50000

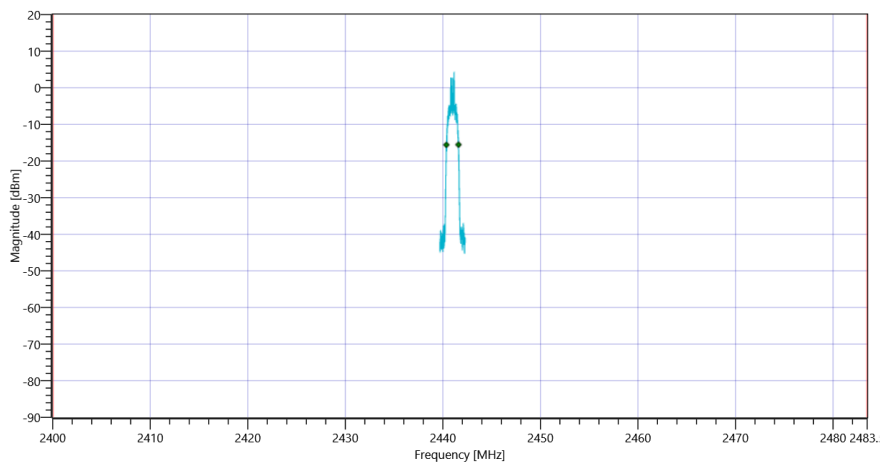
2441.6022

MHz

PASS



Plot_FCC Part 15.247 Bandwidth 99PCT-20dB ~ BT Classic EDR 8DPSK 20dB_16082021_190908.png



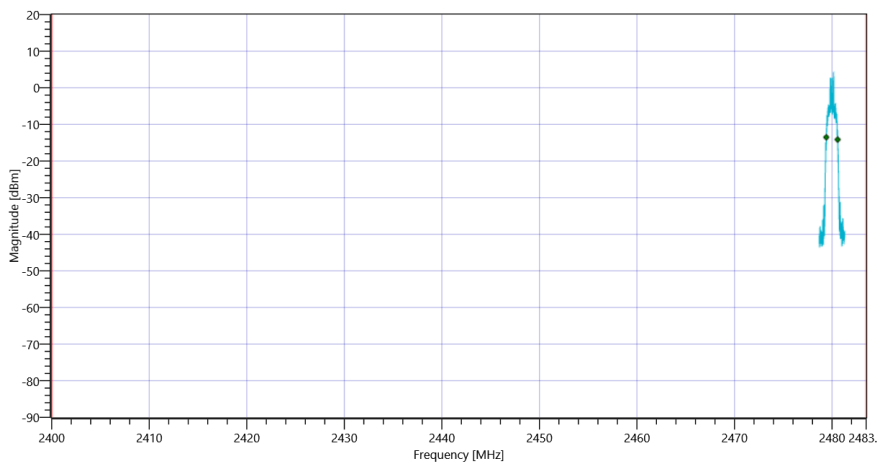
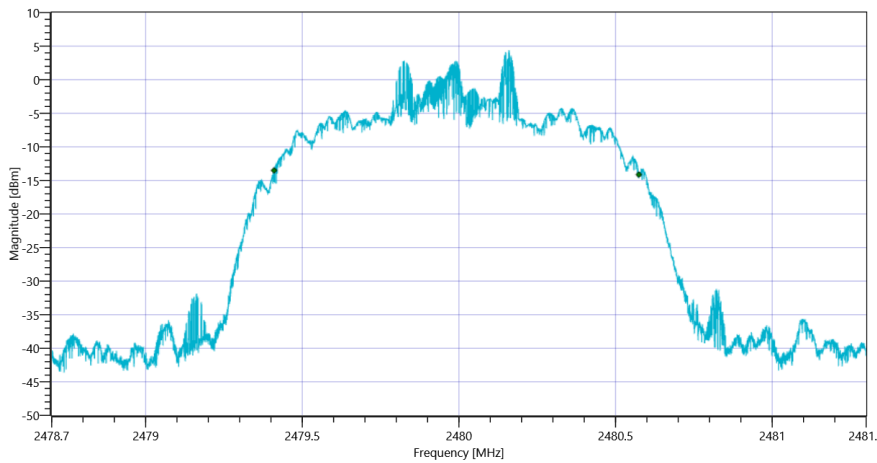
Plot_FCC Part 15.247 Bandwidth 99PCT-20dB ~ BT Classic EDR 8DPSK_16082021_190914.png

Test at TX 2480 MHz

BT Classic Connection check					
Test Description	Lower Limit	Upper Limit	Measured	Unit	Verdict
Connection result	---	---	---	---	TCON

READ SA SETTINGS:					
RefLevel [dBm] RefLevelOffset [dB] InpAtt [dB]			10.17 11.15 15		
Start [MHz] Stop [MHz]			2478.700 2481.300		
RBW [MHz] VBW [MHz]			0.030000 0.100000		
Detector TraceMode			POS MAXH		
Sweep: Time [ms] Count Points per Section Type			50 200 10001 SWE		

RESULT					
Test Description	Lower Limit	Upper Limit	Measured	Unit	Verdict
Bandwidth 99%	---	---	1164.424	kHz	INFO
T1 99%	2400.000000	---	2479.4099	MHz	PASS
T2 99%	---	2483.500000	2480.5743	MHz	PASS



RESULT					
Test Description	Lower Limit	Upper Limit	Measured	Unit	Verdict
Bandwidth 20dB	---	---	1247	kHz	INFO
T1 20DB	2400.000000	---	2479.3570	MHz	PASS

T2 20dB

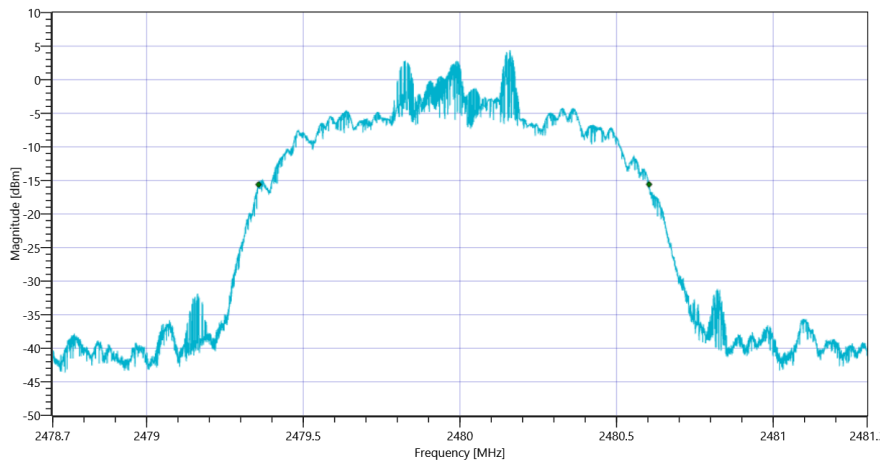
--

2483.50000

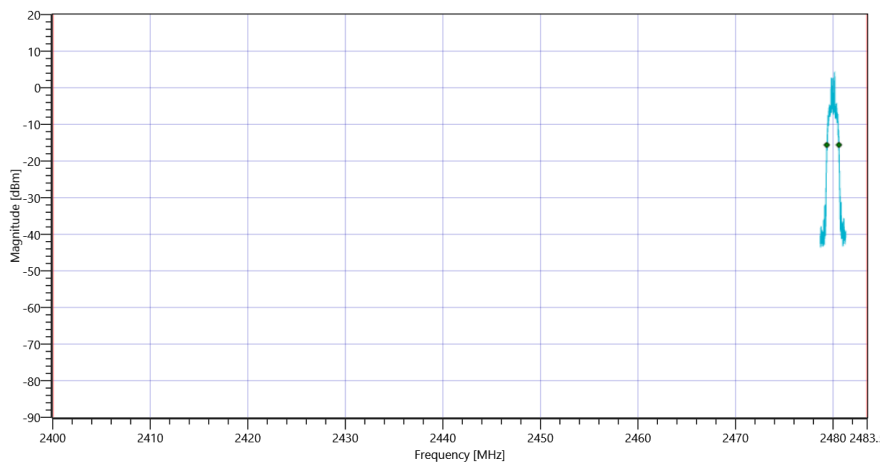
2480.6037

MHz

PASS



Plot_FCC Part 15.247 Bandwidth 99PCT-20dB ~ BT Classic EDR 8DPSK 20dB_16082021_190959.png



Plot_FCC Part 15.247 Bandwidth 99PCT-20dB ~ BT Classic EDR 8DPSK_16082021_191005.png

TEST FINISHED

General Verdict

PASS

4. FCC Part 15.247 Maximum Peak Conducted Output Power FHSS ~ BT Classic Basic rate

Test References	
TC Start	16.08.2021 18:20:05
Ambit Temp [°C] Humidity [rel%]	26.6 47
System Version	3.0.1.5
Test Specification	FCC Part 15.247
Test Method	
TC Version	0.0.1
My Description	FCC 15.247 Maximum Peak Output Power Conducted FHSS - BT Classic Basic Rate
Add. Information	

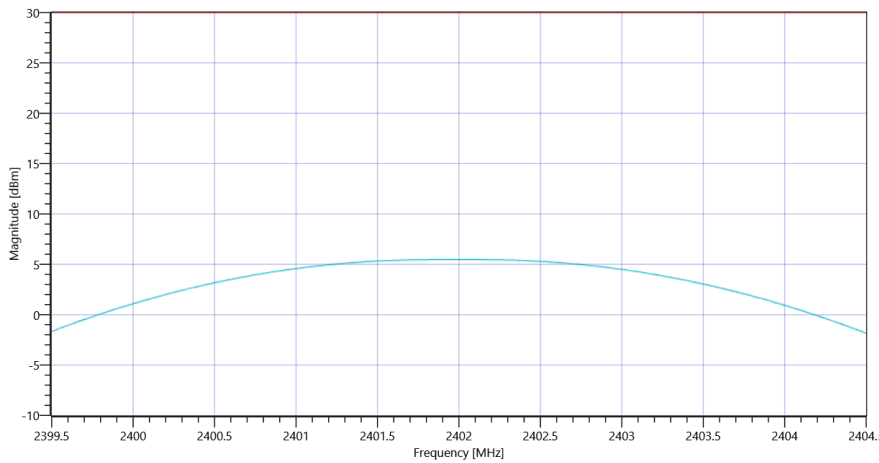
Test Parameter	
Technology to test	BT Classic Basic rate
Antenna Port used	1
Temperature	nom
Voltage	nom
Frequency low to test	True Freq [MHz] 2402
Frequency mid to test	True Freq [MHz] 2441
Frequency high to test	True Freq [MHz] 2480
Auto Control enabled Power Supply Climatic Box	No No
Additional Path Loss [dB]	1
Switched Path	EUT - SignalingUnit - SpectrumAnalyzer

Test at TX 2402 MHz

BT Classic Connection check					
Test Description	Lower Limit	Upper Limit	Measured	Unit	Verdict
Connection result	---	---	---	---	TCON

READ SA SETTINGS:	
RefLevel [dBm] RefLevelOffset [dB] InpAtt [dB]	15.40 11.09 20
Start [MHz] Stop [MHz]	2399.500 2404.500
RBW [MHz] VBW [MHz]	3.000000 10.000000
Detector TraceMode	POS MAXH
Sweep: Time [ms] Count Points per Section Type	1000 10 1001 SWE

RESULT					
Test Description	Lower Limit	Upper Limit	Measured	Unit	Verdict
Peak Power	---	30.00	5.47	dBm	PASS
Peak Power	---	1000	3.523709	mW	PASS
Frequency at Peak	---	---	2401.995	MHz	INFO



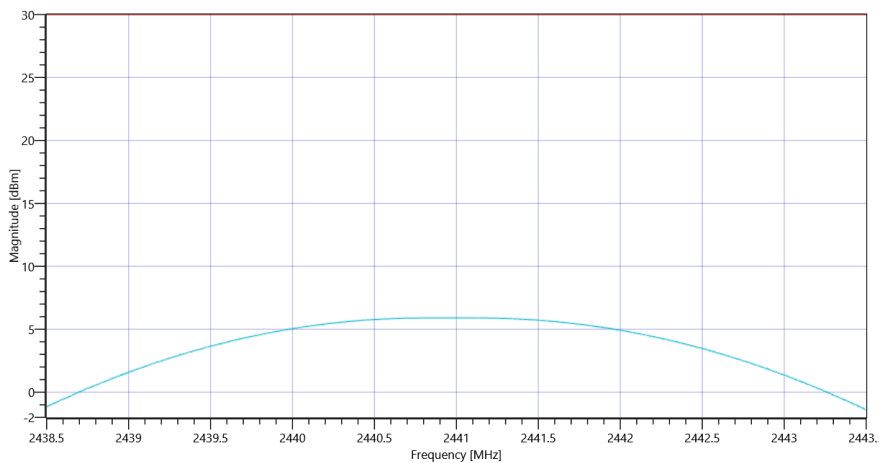
Plot_FCC Part 15.247 Maximum Peak Conducted Output Power FHSS ~ BT Classic Basic rate_16082021_182040.png

Test at TX 2441 MHz

BT Classic Connection check					
Test Description	Lower Limit	Upper Limit	Measured	Unit	Verdict
Connection result	---	---	---	---	TCON

READ SA SETTINGS:	
RefLevel [dBm] RefLevelOffset [dB] InpAtt [dB]	15.79 11.1 20
Start [MHz] Stop [MHz]	2438.500 2443.500
RBW [MHz] VBW [MHz]	3.000000 10.000000
Detector TraceMode	POS MAXH
Sweep: Time [ms] Count Points per Section Type	1000 10 1001 SWE

RESULT					
Test Description	Lower Limit	Upper Limit	Measured	Unit	Verdict
Peak Power	---	30.00	5.91	dBm	PASS
Peak Power	---	1000	3.89942	mW	PASS
Frequency at Peak	---	---	2440.815	MHz	INFO



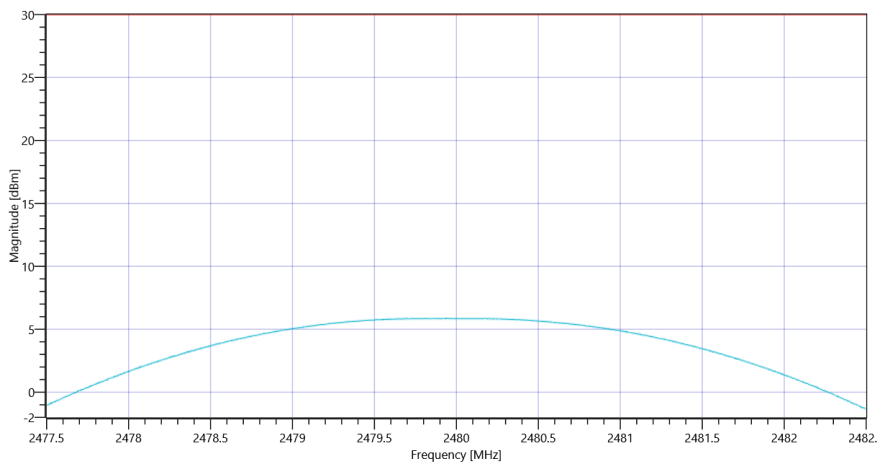
Plot_FCC Part 15.247 Maximum Peak Conducted Output Power FHSS ~ BT Classic Basic rate_16082021_182108.png

Test at TX 2480 MHz

BT Classic Connection check					
Test Description	Lower Limit	Upper Limit	Measured	Unit	Verdict
Connection result	---	---	---	---	TCON

READ SA SETTINGS:	
RefLevel [dBm] RefLevelOffset [dB] InpAtt [dB]	15.69 11.15 20
Start [MHz] Stop [MHz]	2477.500 2482.500
RBW [MHz] VBW [MHz]	3.000000 10.000000
Detector TraceMode	POS MAXH
Sweep: Time [ms] Count Points per Section Type	1000 10 1001 SWE

RESULT					
Test Description	Lower Limit	Upper Limit	Measured	Unit	Verdict
Peak Power	---	30.00	5.86	dBm	PASS
Peak Power	---	1000	3.854784	mW	PASS
Frequency at Peak	---	---	2479.94	MHz	INFO



Plot_FCC Part 15.247 Maximum Peak Conducted Output Power FHSS ~ BT Classic Basic rate_16082021_182136.png

TEST FINISHED	
General Verdict	PASS

5. FCC Part 15.247 Number Of Hopping Channels FHSS ~ BT Classic Basic rate

Test References	
TC Start	16.08.2021 18:21:42
Ambit Temp [°C] Humidity [rel%]	26.6 47
System Version	3.0.1.5
Test Specification	FCC Part 15.247
Test Method	
TC Version	0.0.1
My Description	FCC 15.247 Number Of Hopping Channels FHSS - BT Classic Basic Rate
Add. Information	

Test Parameter	
Technology to test	BT Classic Basic rate
Antenna Port used	1
Temperature	nom
Voltage	nom
Frequency low to test	False Freq [MHz] 2402
Frequency mid to test	False Freq [MHz] 2441
Frequency high to test	False Freq [MHz] 2480
Auto Control enabled Power Supply Climatic Box	No No
Additional Path Loss [dB]	1
Switched Path	EUT - SignalingUnit - SpectrumAnalyzer

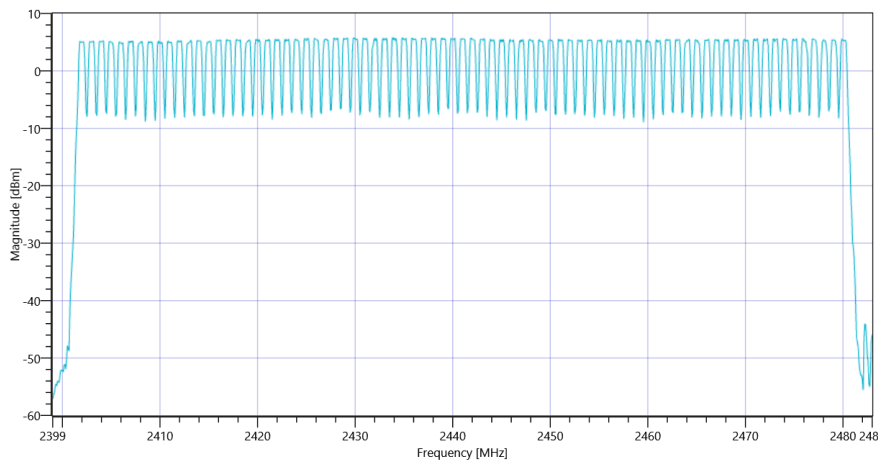
Test at TX hopping MHz

BT Classic Connection check					
Test Description	Lower Limit	Upper Limit	Measured	Unit	Verdict
Connection result	---	---	---	---	TCON

READ SA SETTINGS:	
RefLevel [dBm] RefLevelOffset [dB] InpAtt [dB]	10.98 11.1 15
Start [MHz] Stop [MHz]	2399.000 2483.000
RBW [MHz] VBW [MHz]	0.200000 0.500000
Detector TraceMode	POS MAXH
Sweep: Time [ms] Count Points per Section Type	1 10000 1001 SWE

RESULT					
Test Description	Lower Limit	Upper Limit	Measured	Unit	Verdict
Hopp channel (rounded)	---	---	2402	MHz	INFO
Hopp channel (rounded)	---	---	2403	MHz	INFO
Hopp channel (rounded)	---	---	2404	MHz	INFO
Hopp channel (rounded)	---	---	2405	MHz	INFO
Hopp channel (rounded)	---	---	2406	MHz	INFO
Hopp channel (rounded)	---	---	2407	MHz	INFO
Hopp channel (rounded)	---	---	2408	MHz	INFO
Hopp channel (rounded)	---	---	2409	MHz	INFO
Hopp channel (rounded)	---	---	2410	MHz	INFO
Hopp channel (rounded)	---	---	2411	MHz	INFO
Hopp channel (rounded)	---	---	2412	MHz	INFO
Hopp channel (rounded)	---	---	2413	MHz	INFO
Hopp channel (rounded)	---	---	2414	MHz	INFO
Hopp channel (rounded)	---	---	2415	MHz	INFO
Hopp channel (rounded)	---	---	2416	MHz	INFO
Hopp channel (rounded)	---	---	2417	MHz	INFO
Hopp channel (rounded)	---	---	2418	MHz	INFO
Hopp channel (rounded)	---	---	2419	MHz	INFO
Hopp channel (rounded)	---	---	2420	MHz	INFO
Hopp channel (rounded)	---	---	2421	MHz	INFO
Hopp channel (rounded)	---	---	2422	MHz	INFO
Hopp channel (rounded)	---	---	2423	MHz	INFO
Hopp channel (rounded)	---	---	2424	MHz	INFO
Hopp channel (rounded)	---	---	2425	MHz	INFO
Hopp channel (rounded)	---	---	2426	MHz	INFO
Hopp channel (rounded)	---	---	2427	MHz	INFO
Hopp channel (rounded)	---	---	2428	MHz	INFO
Hopp channel (rounded)	---	---	2429	MHz	INFO
Hopp channel (rounded)	---	---	2430	MHz	INFO
Hopp channel (rounded)	---	---	2431	MHz	INFO
Hopp channel (rounded)	---	---	2432	MHz	INFO
Hopp channel (rounded)	---	---	2433	MHz	INFO
Hopp channel (rounded)	---	---	2434	MHz	INFO
Hopp channel (rounded)	---	---	2435	MHz	INFO
Hopp channel (rounded)	---	---	2436	MHz	INFO
Hopp channel (rounded)	---	---	2437	MHz	INFO
Hopp channel (rounded)	---	---	2438	MHz	INFO
Hopp channel (rounded)	---	---	2439	MHz	INFO
Hopp channel (rounded)	---	---	2440	MHz	INFO
Hopp channel (rounded)	---	---	2441	MHz	INFO
Hopp channel (rounded)	---	---	2442	MHz	INFO
Hopp channel (rounded)	---	---	2443	MHz	INFO

Hopp channel (rounded)	--	--	2444	MHz	INFO
Hopp channel (rounded)	--	--	2445	MHz	INFO
Hopp channel (rounded)	--	--	2446	MHz	INFO
Hopp channel (rounded)	--	--	2447	MHz	INFO
Hopp channel (rounded)	--	--	2448	MHz	INFO
Hopp channel (rounded)	--	--	2449	MHz	INFO
Hopp channel (rounded)	--	--	2450	MHz	INFO
Hopp channel (rounded)	--	--	2451	MHz	INFO
Hopp channel (rounded)	--	--	2452	MHz	INFO
Hopp channel (rounded)	--	--	2453	MHz	INFO
Hopp channel (rounded)	--	--	2454	MHz	INFO
Hopp channel (rounded)	--	--	2455	MHz	INFO
Hopp channel (rounded)	--	--	2456	MHz	INFO
Hopp channel (rounded)	--	--	2457	MHz	INFO
Hopp channel (rounded)	--	--	2458	MHz	INFO
Hopp channel (rounded)	--	--	2459	MHz	INFO
Hopp channel (rounded)	--	--	2460	MHz	INFO
Hopp channel (rounded)	--	--	2461	MHz	INFO
Hopp channel (rounded)	--	--	2462	MHz	INFO
Hopp channel (rounded)	--	--	2463	MHz	INFO
Hopp channel (rounded)	--	--	2464	MHz	INFO
Hopp channel (rounded)	--	--	2465	MHz	INFO
Hopp channel (rounded)	--	--	2466	MHz	INFO
Hopp channel (rounded)	--	--	2467	MHz	INFO
Hopp channel (rounded)	--	--	2468	MHz	INFO
Hopp channel (rounded)	--	--	2469	MHz	INFO
Hopp channel (rounded)	--	--	2470	MHz	INFO
Hopp channel (rounded)	--	--	2471	MHz	INFO
Hopp channel (rounded)	--	--	2472	MHz	INFO
Hopp channel (rounded)	--	--	2473	MHz	INFO
Hopp channel (rounded)	--	--	2474	MHz	INFO
Hopp channel (rounded)	--	--	2475	MHz	INFO
Hopp channel (rounded)	--	--	2476	MHz	INFO
Hopp channel (rounded)	--	--	2477	MHz	INFO
Hopp channel (rounded)	--	--	2478	MHz	INFO
Hopp channel (rounded)	--	--	2479	MHz	INFO
Hopp channel (rounded)	--	--	2480	MHz	INFO
Σ Hopping channels	15	--	79	Number	PASS



Plot_FCC Part 15.247 Number Of Hopping Channels FHSS ~ BT Classic Basic rate_16082021_182230.png

TEST FINISHED

General Verdict

PASS

6. FCC Part 15.247 Carrier Frequency Separation FHSS ~ BT Classic Basic rate

Test References	
TC Start	16.08.2021 18:22:36
Ambit Temp [°C] Humidity [rel%]	26.6 47
System Version	3.0.1.5
Test Specification	FCC Part 15.247
Test Method	
TC Version	0.0.1
My Description	FCC 15.247 Carrier Frequency Separation FHSS - BT Classic Basic Rate
Add. Information	

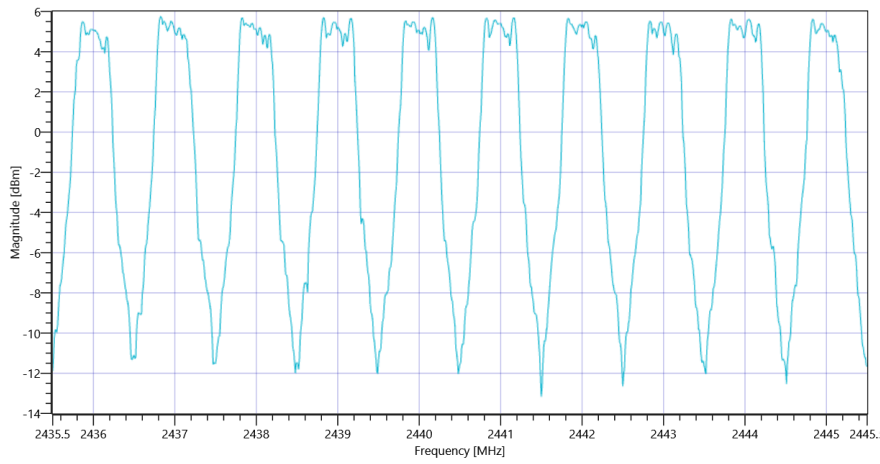
Test Parameter	
Technology to test	BT Classic Basic rate
Antenna Port used	1
Temperature	nom
Voltage	nom
Frequency low to test	False Freq [MHz] 2402
Frequency mid to test	False Freq [MHz] 2441
Frequency high to test	False Freq [MHz] 2480
Auto Control enabled Power Supply Climatic Box	No No
Additional Path Loss [dB]	1
Switched Path	EUT - SignalingUnit - SpectrumAnalyzer

Test at TX hopping MHz

BT Classic Connection check					
Test Description	Lower Limit	Upper Limit	Measured	Unit	Verdict
Connection result	---	---	---	---	TCON

READ SA SETTINGS:	
RefLevel [dBm] RefLevelOffset [dB] InpAtt [dB]	11.00 11.1 15
Start [MHz] Stop [MHz]	2435.500 2445.500
RBW [MHz] VBW [MHz]	0.100000 0.300000
Detector TraceMode	POS MAXH
Sweep: Time [ms] Count Points per Section Type	1 20000 1001 SWE

RESULT					
Test Description	Lower Limit	Upper Limit	Measured	Unit	Verdict
1 CFS n to n+1 (rnd)	0.025	---	1	MHz	PASS
1 CFS n to n+1 (rnd)	0.667 (2/3 Nom.BW)	---	1	MHz	PASS
2 CFS n to n+1 (rnd)	0.025	---	1	MHz	PASS
2 CFS n to n+1 (rnd)	0.667 (2/3 Nom.BW)	---	1	MHz	PASS
3 CFS n to n+1 (rnd)	0.025	---	1	MHz	PASS
3 CFS n to n+1 (rnd)	0.667 (2/3 Nom.BW)	---	1	MHz	PASS
4 CFS n to n+1 (rnd)	0.025	---	1	MHz	PASS
4 CFS n to n+1 (rnd)	0.667 (2/3 Nom.BW)	---	1	MHz	PASS
5 CFS n to n+1 (rnd)	0.025	---	1	MHz	PASS
5 CFS n to n+1 (rnd)	0.667 (2/3 Nom.BW)	---	1	MHz	PASS
6 CFS n to n+1 (rnd)	0.025	---	1	MHz	PASS
6 CFS n to n+1 (rnd)	0.667 (2/3 Nom.BW)	---	1	MHz	PASS
7 CFS n to n+1 (rnd)	0.025	---	1	MHz	PASS
7 CFS n to n+1 (rnd)	0.667 (2/3 Nom.BW)	---	1	MHz	PASS
8 CFS n to n+1 (rnd)	0.025	---	1	MHz	PASS
8 CFS n to n+1 (rnd)	0.667 (2/3 Nom.BW)	---	1	MHz	PASS
9 CFS n to n+1 (rnd)	0.025	---	1	MHz	PASS
9 CFS n to n+1 (rnd)	0.667 (2/3 Nom.BW)	---	1	MHz	PASS
Carrier Freq. (rnd)	---	---	2436	MHz	INFO
Carrier Freq. (rnd)	---	---	2437	MHz	INFO
Carrier Freq. (rnd)	---	---	2438	MHz	INFO
Carrier Freq. (rnd)	---	---	2439	MHz	INFO
Carrier Freq. (rnd)	---	---	2440	MHz	INFO
Carrier Freq. (rnd)	---	---	2441	MHz	INFO
Carrier Freq. (rnd)	---	---	2442	MHz	INFO
Carrier Freq. (rnd)	---	---	2443	MHz	INFO
Carrier Freq. (rnd)	---	---	2444	MHz	INFO
Carrier Freq. (rnd)	---	---	2445	MHz	INFO



Plot_FCC Part 15.247 Carrier Frequency Separation FHSS ~ BT Classic Basic rate_16082021_182436.png

TEST FINISHED

General Verdict

PASS

7. FCC Part 15.247 TX Spurious Conducted ~ BT Classic Basic rate

Test References	
TC Start	16.08.2021 18:27:23
Ambit Temp [°C] Humidity [rel%]	26.7 46
System Version	3.0.1.5
Test Specification	FCC Part 15.247
Test Method	IF DTS then 8.5 DTS emissions in non-restricted frequency bands: Subclause 11.11 of ANSI C63.10 is applicable.
TC Version	0.0.1
My Description	FCC 15.247 TX Emissions Conducted FHSS - BT Classic Basic Rate
Add. Information	

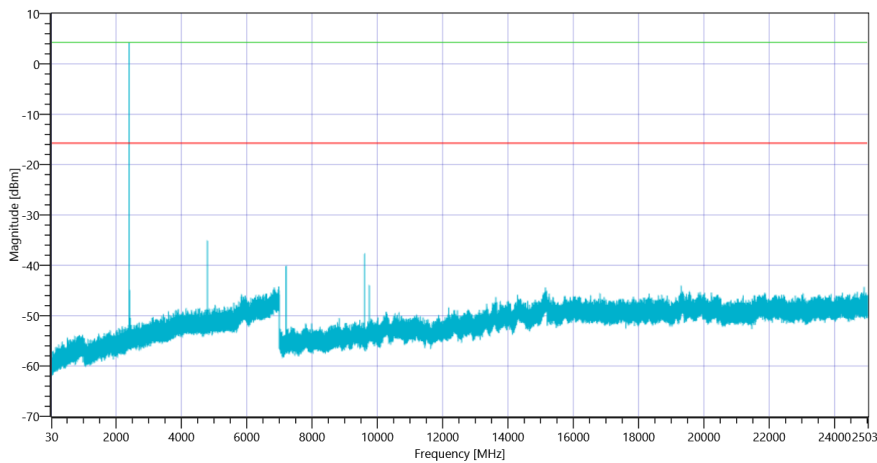
Test Parameter	
Technology to test	BT Classic Basic rate
Antenna Port used	1
Temperature	nom
Voltage	nom
Frequency low to test	True Freq [MHz] 2402
Frequency mid to test	True Freq [MHz] 2441
Frequency high to test	True Freq [MHz] 2480
Auto Control enabled Power Supply Climatic Box	No No
Additional Path Loss [dB]	1
Switched Path	EUT - SignalingUnit - SpectrumAnalyzer

Test at TX 2402 MHz

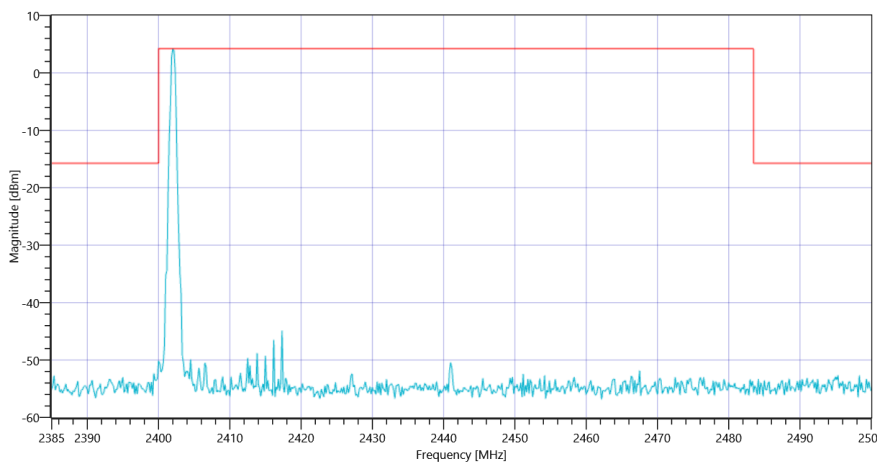
BT Classic Connection check					
Test Description	Lower Limit	Upper Limit	Measured	Unit	Verdict
Connection result	---	---	---	---	TCON

READ SA SETTINGS:	
RefLevel [dBm] RefLevelOffset [dB] InpAtt [dB]	5.41 0 25
Start [MHz] Stop [MHz]	24530.000 25030.000
RBW [MHz] VBW [MHz]	0.100000 0.300000
Detector TraceMode	POS MAXH
Sweep: Time [ms] Count Points per Section Type	500 8 3001 SWE

RESULT					
Test Description	Lower Limit	Upper Limit	Measured	Unit	Verdict
Reference @ 2402.00 MHz	---	---	4.24	dBm	INFO
No peaks detected	---	---			PASS
Lowest margin to limit 4804 MHz	0	---	19.32	dB	INFO



Plot_FCC Part 15.247 TX Spurious Conducted ~ BT Classic Basic rate 2402_16082021_183300.png



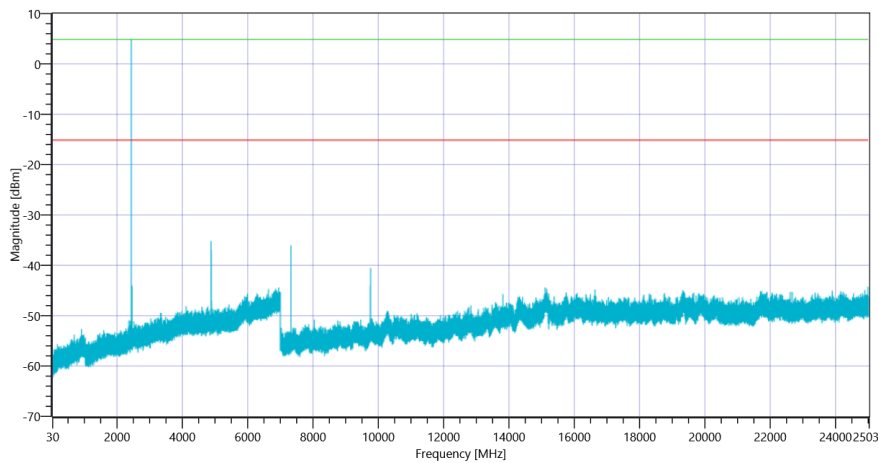
Plot_FCC Part 15.247 TX Spurious Conducted ~ BT Classic Basic rate 2402_16082021_183306.png

Test at TX 2441 MHz

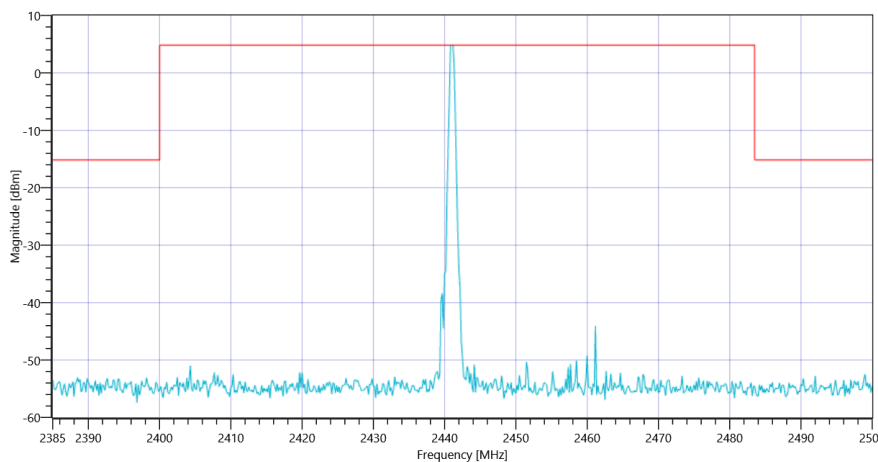
BT Classic Connection check					
Test Description	Lower Limit	Upper Limit	Measured	Unit	Verdict
Connection result	---	---	---	---	TCON

READ SA SETTINGS:	
RefLevel [dBm] RefLevelOffset [dB] InpAtt [dB]	5.83 0 25
Start [MHz] Stop [MHz]	24530.000 25030.000
RBW [MHz] VBW [MHz]	0.100000 0.300000
Detector TraceMode	POS MAXH
Sweep: Time [ms] Count Points per Section Type	500 8 3001 SWE

RESULT					
Test Description	Lower Limit	Upper Limit	Measured	Unit	Verdict
Reference @ 2441.00 MHz	---	---	4.85	dBm	INFO
No peaks detected	---	---			PASS
Lowest margin to limit 4881.667 MHz	0	---	20.06	dB	INFO



Plot_FCC Part 15.247 TX Spurious Conducted ~ BT Classic Basic rate 2441_16082021_183838.png



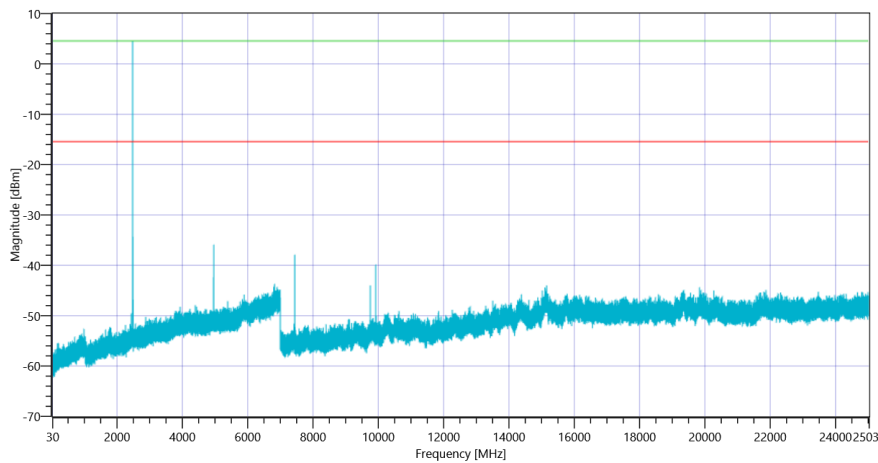
Plot_FCC Part 15.247 TX Spurious Conducted ~ BT Classic Basic rate 2441_16082021_183843.png

Test at TX 2480 MHz

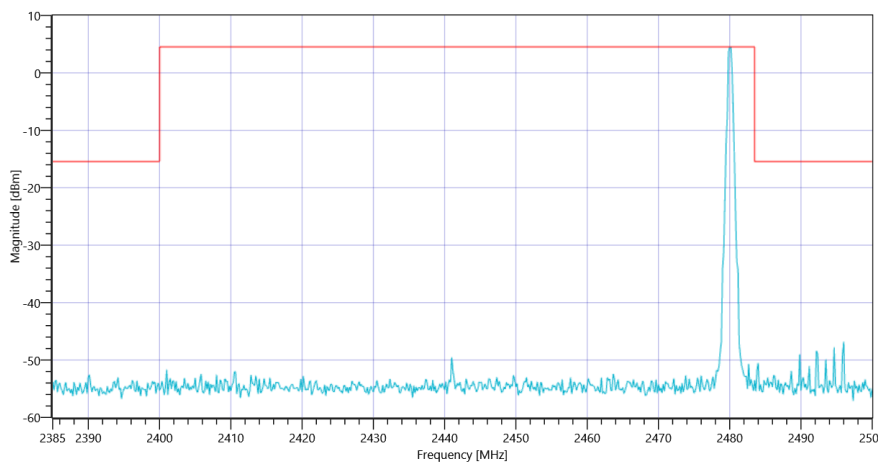
BT Classic Connection check					
Test Description	Lower Limit	Upper Limit	Measured	Unit	Verdict
Connection result	---	---	---	---	TCON

READ SA SETTINGS:	
RefLevel [dBm] RefLevelOffset [dB] InpAtt [dB]	5.74 0 25
Start [MHz] Stop [MHz]	24530.000 25030.000
RBW [MHz] VBW [MHz]	0.100000 0.300000
Detector TraceMode	POS MAXH
Sweep: Time [ms] Count Points per Section Type	500 8 3001 SWE

RESULT					
Test Description	Lower Limit	Upper Limit	Measured	Unit	Verdict
Reference @ 2480.00 MHz	---	---	4.55	dBm	INFO
No peaks detected	---	---			PASS
Lowest margin to limit 4959.667 MHz	0	---	20.44	dB	INFO



Plot_FCC Part 15.247 TX Spurious Conducted ~ BT Classic Basic rate 2480_16082021_184415.png



Plot_FCC Part 15.247 TX Spurious Conducted ~ BT Classic Basic rate 2480_16082021_184421.png

TEST FINISHED	
General Verdict	PASS

8. FCC Part 15.247 Maximum Peak Conducted Output Power FHSS ~ BT Classic EDR Pi/4DQPSK

Test References	
TC Start	16.08.2021 18:44:27
Ambit Temp [°C] Humidity [rel%]	26.7 46
System Version	3.0.1.5
Test Specification	FCC Part 15.247
Test Method	
TC Version	0.0.1
My Description	FCC 15.247 Maximum Peak Output Power Conducted FHSS - BT Classic EDR Pi/4DQPSK
Add. Information	

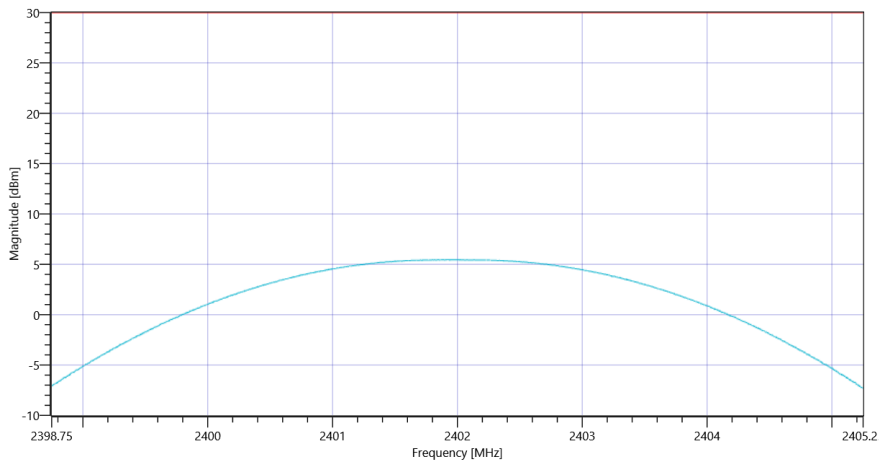
Test Parameter	
Technology to test	BT Classic EDR Pi/4DQPSK
Antenna Port used	1
Temperature	nom
Voltage	nom
Frequency low to test	True Freq [MHz] 2402
Frequency mid to test	True Freq [MHz] 2441
Frequency high to test	True Freq [MHz] 2480
Auto Control enabled Power Supply Climatic Box	No No
Additional Path Loss [dB]	1
Switched Path	EUT - SignalingUnit - SpectrumAnalyzer

Test at TX 2402 MHz

BT Classic Connection check					
Test Description	Lower Limit	Upper Limit	Measured	Unit	Verdict
Connection result	---	---	---	---	TCON

READ SA SETTINGS:	
RefLevel [dBm] RefLevelOffset [dB] InpAtt [dB]	14.85 11.09 20
Start [MHz] Stop [MHz]	2398.750 2405.250
RBW [MHz] VBW [MHz]	3.000000 10.000000
Detector TraceMode	POS MAXH
Sweep: Time [ms] Count Points per Section Type	1000 10 1001 SWE

RESULT					
Test Description	Lower Limit	Upper Limit	Measured	Unit	Verdict
Peak Power	---	30.00	5.44	dBm	PASS
Peak Power	---	1000	3.499452	mW	PASS
Frequency at Peak	---	---	2401.916	MHz	INFO



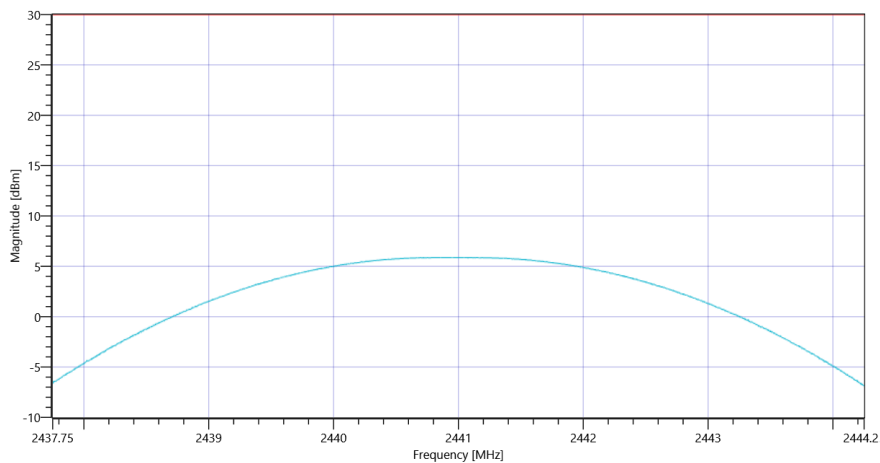
Plot_FCC Part 15.247 Maximum Peak Conducted Output Power FHSS ~ BT Classic EDR Pi-4DQPSK_16082021_184502.png

Test at TX 2441 MHz

BT Classic Connection check					
Test Description	Lower Limit	Upper Limit	Measured	Unit	Verdict
Connection result	---	---	---	---	TCON

READ SA SETTINGS:	
RefLevel [dBm] RefLevelOffset [dB] InpAtt [dB]	15.02 11.1 20
Start [MHz] Stop [MHz]	2437.750 2444.250
RBW [MHz] VBW [MHz]	3.000000 10.000000
Detector TraceMode	POS MAXH
Sweep: Time [ms] Count Points per Section Type	1000 10 1001 SWE

RESULT					
Test Description	Lower Limit	Upper Limit	Measured	Unit	Verdict
Peak Power	---	30.00	5.88	dBm	PASS
Peak Power	---	1000	3.872576	mW	PASS
Frequency at Peak	---	---	2441.052	MHz	INFO



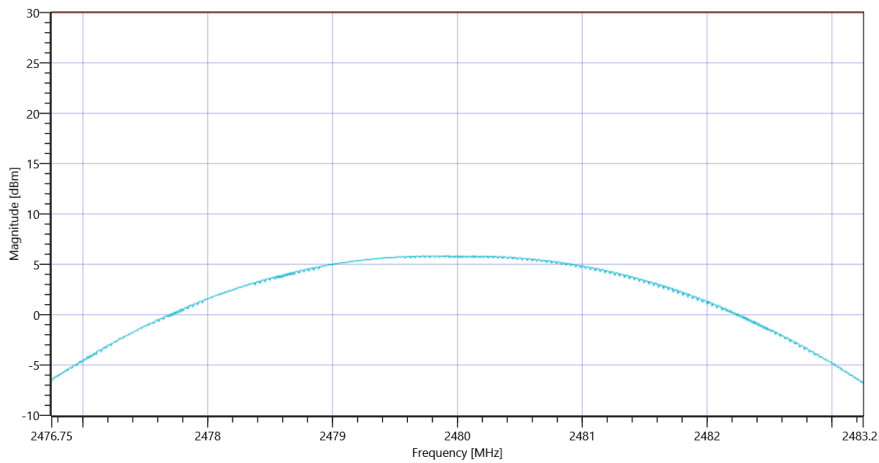
Plot_FCC Part 15.247 Maximum Peak Conducted Output Power FHSS ~ BT Classic EDR Pi-4DQPSK_16082021_184530.png

Test at TX 2480 MHz

BT Classic Connection check					
Test Description	Lower Limit	Upper Limit	Measured	Unit	Verdict
Connection result	---	---	---	---	TCON

READ SA SETTINGS:	
RefLevel [dBm] RefLevelOffset [dB] InpAtt [dB]	15.30 11.15 20
Start [MHz] Stop [MHz]	2476.750 2483.250
RBW [MHz] VBW [MHz]	3.000000 10.000000
Detector TraceMode	POS MAXH
Sweep: Time [ms] Count Points per Section Type	1000 10 1001 SWE

RESULT					
Test Description	Lower Limit	Upper Limit	Measured	Unit	Verdict
Peak Power	---	30.00	5.83	dBm	PASS
Peak Power	---	1000	3.828247	mW	PASS
Frequency at Peak	---	---	2479.948	MHz	INFO



Plot_FCC Part 15.247 Maximum Peak Conducted Output Power FHSS ~ BT Classic EDR Pi-4DQPSK_16082021_184559.png

TEST FINISHED	
General Verdict	PASS

9. FCC Part 15.247 TX Spurious Conducted ~ BT Classic EDR Pi/4DQPSK

Test References	
TC Start	16.08.2021 18:48:47
Ambit Temp [°C] Humidity [rel%]	26.7 46
System Version	3.0.1.5
Test Specification	FCC Part 15.247
Test Method	IF DTS then 8.5 DTS emissions in non-restricted frequency bands: Subclause 11.11 of ANSI C63.10 is applicable.
TC Version	0.0.1
My Description	FCC 15.247 TX Emissions Conducted FHSS - BT Classic EDR Pi/4DQPSK
Add. Information	

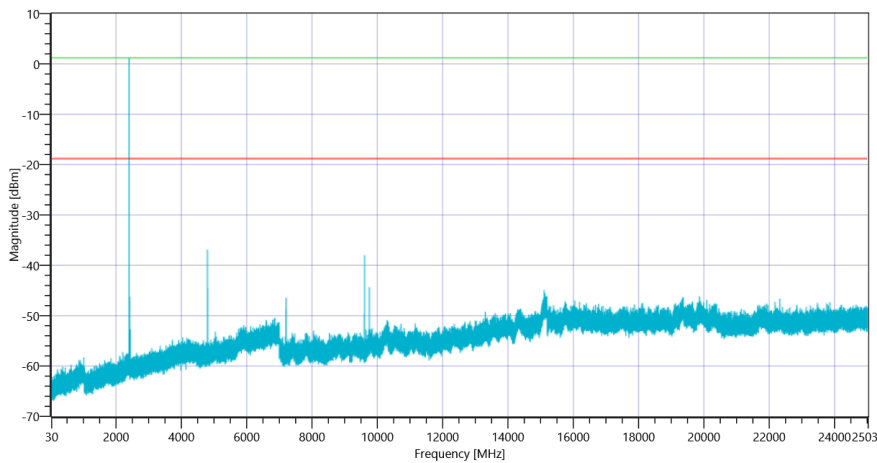
Test Parameter	
Technology to test	BT Classic EDR Pi/4DQPSK
Antenna Port used	1
Temperature	nom
Voltage	nom
Frequency low to test	True Freq [MHz] 2402
Frequency mid to test	True Freq [MHz] 2441
Frequency high to test	True Freq [MHz] 2480
Auto Control enabled Power Supply Climatic Box	No No
Additional Path Loss [dB]	1
Switched Path	EUT - SignalingUnit - SpectrumAnalyzer

Test at TX 2402 MHz

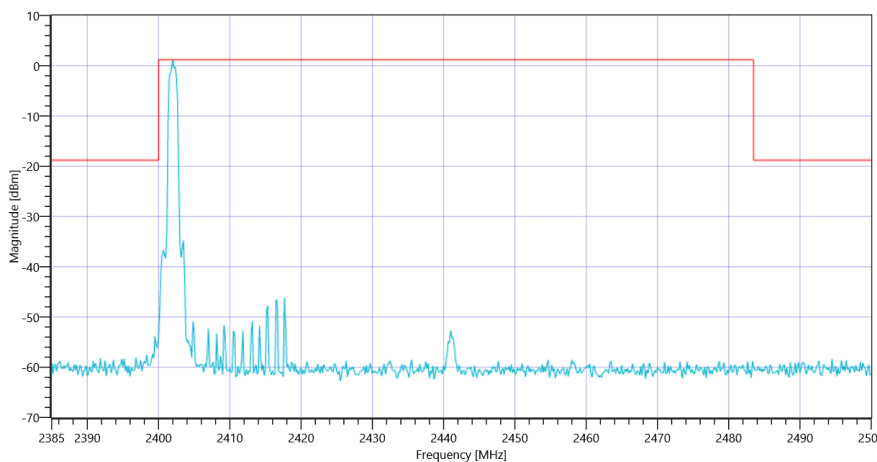
BT Classic Connection check					
Test Description	Lower Limit	Upper Limit	Measured	Unit	Verdict
Connection result	---	---	---	---	TCON

READ SA SETTINGS:	
RefLevel [dBm] RefLevelOffset [dB] InpAtt [dB]	4.57 0 20
Start [MHz] Stop [MHz]	24530.000 25030.000
RBW [MHz] VBW [MHz]	0.100000 0.300000
Detector TraceMode	POS MAXH
Sweep: Time [ms] Count Points per Section Type	500 8 3001 SWE

RESULT					
Test Description	Lower Limit	Upper Limit	Measured	Unit	Verdict
Reference @ 2402.00 MHz	---	---	1.18	dBm	INFO
No peaks detected	---	---			PASS
Lowest margin to limit 30 MHz	0	---	-136.61	dB	INFO



Plot_FCC Part 15.247 TX Spurious Conducted ~ BT Classic EDR Pi-4DQPSK 2402_16082021_185424.png



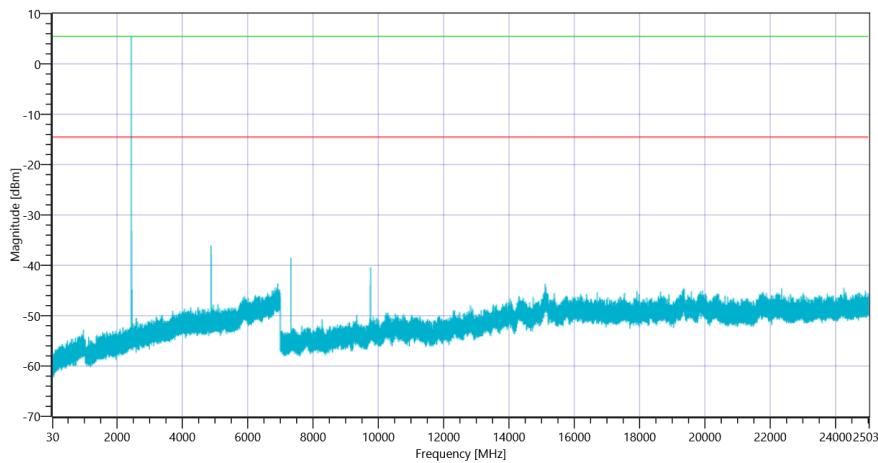
Plot_FCC Part 15.247 TX Spurious Conducted ~ BT Classic EDR Pi-4DQPSK 2402_16082021_185429.png

Test at TX 2441 MHz

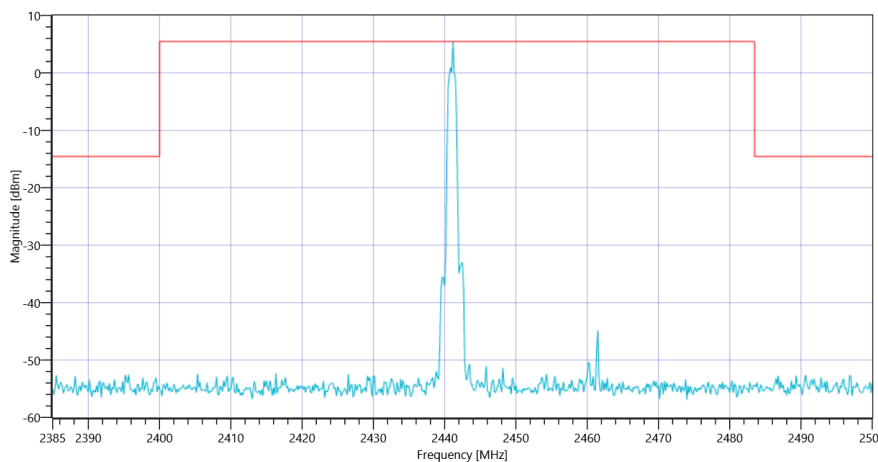
BT Classic Connection check					
Test Description	Lower Limit	Upper Limit	Measured	Unit	Verdict
Connection result	---	---	---	---	TCON

READ SA SETTINGS:	
RefLevel [dBm] RefLevelOffset [dB] InpAtt [dB]	5.18 0 25
Start [MHz] Stop [MHz]	24530.000 25030.000
RBW [MHz] VBW [MHz]	0.100000 0.300000
Detector TraceMode	POS MAXH
Sweep: Time [ms] Count Points per Section Type	500 8 3001 SWE

RESULT					
Test Description	Lower Limit	Upper Limit	Measured	Unit	Verdict
Reference @ 2441.17 MHz	---	---	5.44	dBm	INFO
No peaks detected	---	---			PASS
Lowest margin to limit 4882 MHz	0	---	21.46	dB	INFO



Plot_FCC Part 15.247 TX Spurious Conducted ~ BT Classic EDR Pi-4DQPSK 2441_16082021_190001.png



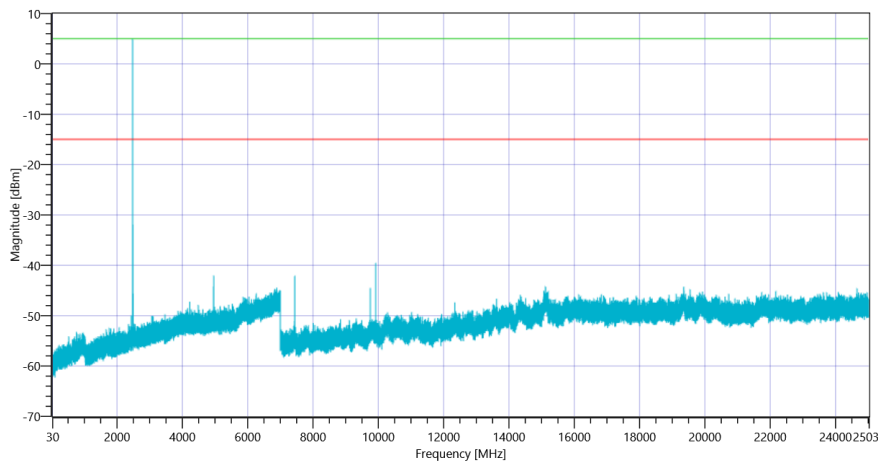
Plot_FCC Part 15.247 TX Spurious Conducted ~ BT Classic EDR Pi-4DQPSK 2441_16082021_190006.png

Test at TX 2480 MHz

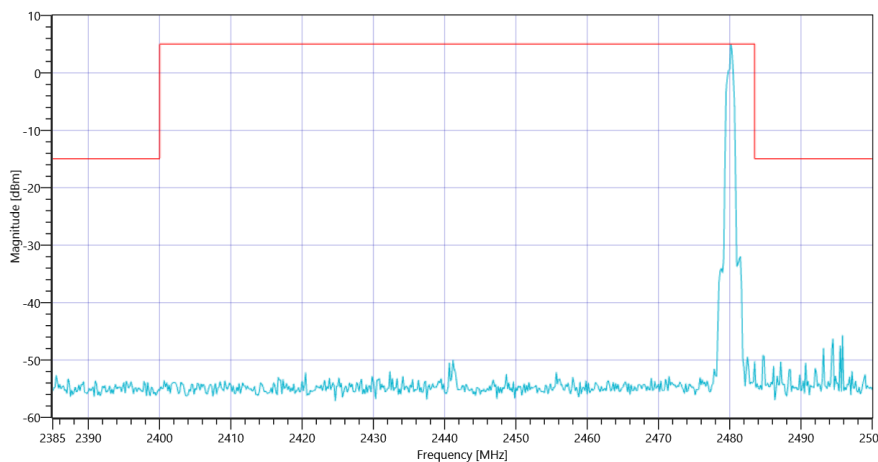
BT Classic Connection check					
Test Description	Lower Limit	Upper Limit	Measured	Unit	Verdict
Connection result	---	---	---	---	TCON

READ SA SETTINGS:	
RefLevel [dBm] RefLevelOffset [dB] InpAtt [dB]	5.01 0 25
Start [MHz] Stop [MHz]	24530.000 25030.000
RBW [MHz] VBW [MHz]	0.100000 0.300000
Detector TraceMode	POS MAXH
Sweep: Time [ms] Count Points per Section Type	500 8 3001 SWE

RESULT					
Test Description	Lower Limit	Upper Limit	Measured	Unit	Verdict
Reference @ 2480.17 MHz	---	---	5.03	dBm	INFO
No peaks detected	---	---			PASS
Lowest margin to limit 9920 MHz	0	---	24.55	dB	INFO



Plot_FCC Part 15.247 TX Spurious Conducted ~ BT Classic EDR Pi-4DQPSK 2480_16082021_190539.png



Plot_FCC Part 15.247 TX Spurious Conducted ~ BT Classic EDR Pi-4DQPSK 2480_16082021_190544.png

TEST FINISHED	
General Verdict	PASS

10. FCC Part 15.247 Maximum Peak Conducted Output Power FHSS ~ BT Classic EDR 8DPSK

Test References	
TC Start	16.08.2021 19:05:51
Ambit Temp [°C] Humidity [rel%]	26.8 46
System Version	3.0.1.5
Test Specification	FCC Part 15.247
Test Method	
TC Version	0.0.1
My Description	FCC 15.247 Maximum Peak Output Power Conducted FHSS - BT Classic EDR 8DPSK
Add. Information	

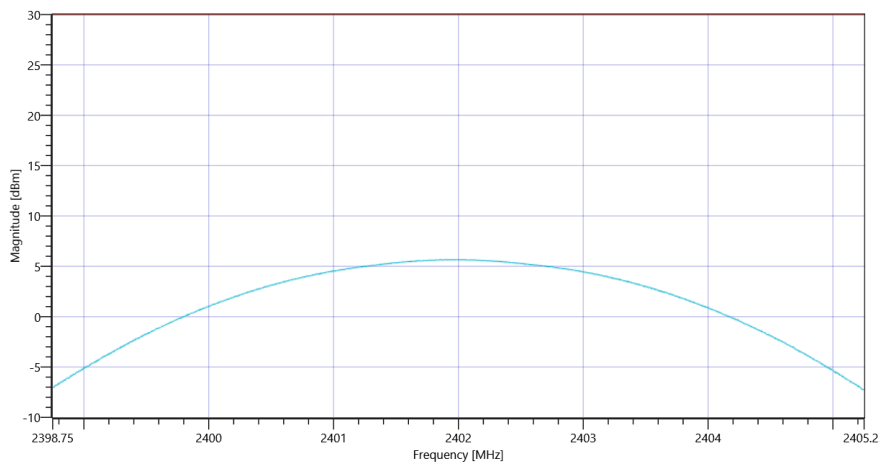
Test Parameter	
Technology to test	BT Classic EDR 8DPSK
Antenna Port used	1
Temperature	nom
Voltage	nom
Frequency low to test	True Freq [MHz] 2402
Frequency mid to test	True Freq [MHz] 2441
Frequency high to test	True Freq [MHz] 2480
Auto Control enabled Power Supply Climatic Box	No No
Additional Path Loss [dB]	1
Switched Path	EUT - SignalingUnit - SpectrumAnalyzer

Test at TX 2402 MHz

BT Classic Connection check					
Test Description	Lower Limit	Upper Limit	Measured	Unit	Verdict
Connection result	---	---	---	---	TCON

READ SA SETTINGS:	
RefLevel [dBm] RefLevelOffset [dB] InpAtt [dB]	15.17 11.09 20
Start [MHz] Stop [MHz]	2398.750 2405.250
RBW [MHz] VBW [MHz]	3.000000 10.000000
Detector TraceMode	POS MAXH
Sweep: Time [ms] Count Points per Section Type	1000 10 1001 SWE

RESULT					
Test Description	Lower Limit	Upper Limit	Measured	Unit	Verdict
Peak Power	---	30.00	5.65	dBm	PASS
Peak Power	---	1000	3.672823	mW	PASS
Frequency at Peak	---	---	2401.98	MHz	INFO



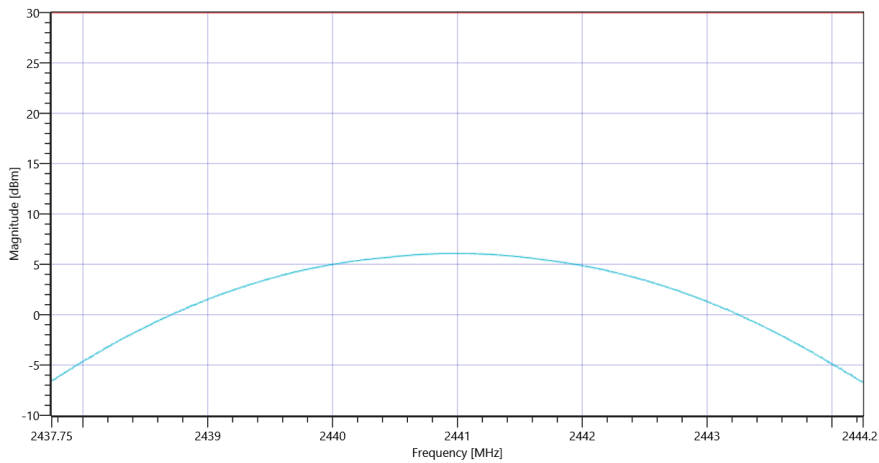
Plot_FCC Part 15.247 Maximum Peak Conducted Output Power FHSS ~ BT Classic EDR 8DPSK_16082021_190626.png

Test at TX 2441 MHz

BT Classic Connection check					
Test Description	Lower Limit	Upper Limit	Measured	Unit	Verdict
Connection result	---	---	---	---	TCON

READ SA SETTINGS:	
RefLevel [dBm] RefLevelOffset [dB] InpAtt [dB]	15.02 11.1 20
Start [MHz] Stop [MHz]	2437.750 2444.250
RBW [MHz] VBW [MHz]	3.000000 10.000000
Detector TraceMode	POS MAXH
Sweep: Time [ms] Count Points per Section Type	1000 10 1001 SWE

RESULT					
Test Description	Lower Limit	Upper Limit	Measured	Unit	Verdict
Peak Power	---	30.00	6.09	dBm	PASS
Peak Power	---	1000	4.064433	mW	PASS
Frequency at Peak	---	---	2440.968	MHz	INFO



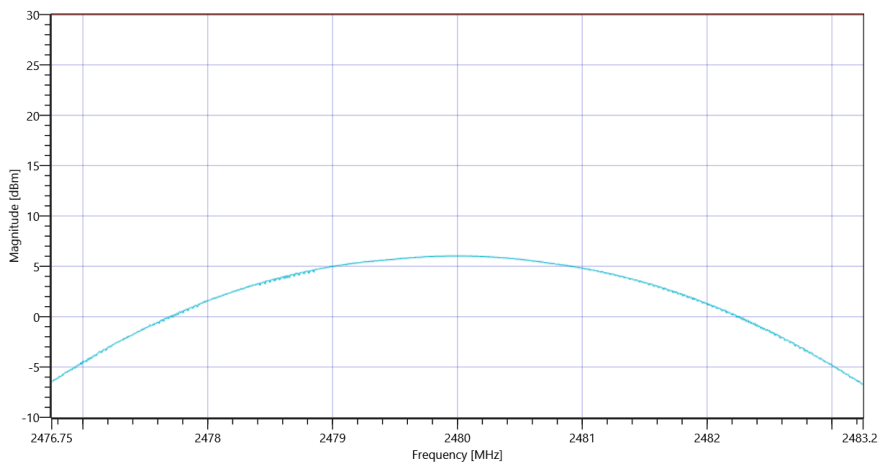
Plot_FCC Part 15.247 Maximum Peak Conducted Output Power FHSS ~ BT Classic EDR 8DPSK_16082021_190654.png

Test at TX 2480 MHz

BT Classic Connection check					
Test Description	Lower Limit	Upper Limit	Measured	Unit	Verdict
Connection result	---	---	---	---	TCON

READ SA SETTINGS:	
RefLevel [dBm] RefLevelOffset [dB] InpAtt [dB]	15.25 11.15 20
Start [MHz] Stop [MHz]	2476.750 2483.250
RBW [MHz] VBW [MHz]	3.000000 10.000000
Detector TraceMode	POS MAXH
Sweep: Time [ms] Count Points per Section Type	1000 10 1001 SWE

RESULT					
Test Description	Lower Limit	Upper Limit	Measured	Unit	Verdict
Peak Power	---	30.00	6.03	dBm	PASS
Peak Power	---	1000	4.008667	mW	PASS
Frequency at Peak	---	---	2479.935	MHz	INFO



Plot_FCC Part 15.247 Maximum Peak Conducted Output Power FHSS ~ BT Classic EDR 8DPSK_16082021_190723.png

TEST FINISHED	
General Verdict	PASS

11. FCC Part 15.247 TX Spurious Conducted ~ BT Classic EDR 8DPSK

Test References	
TC Start	16.08.2021 19:10:12
Ambit Temp [°C] Humidity [rel%]	26.8 46
System Version	3.0.1.5
Test Specification	FCC Part 15.247
Test Method	IF DTS then 8.5 DTS emissions in non-restricted frequency bands: Subclause 11.11 of ANSI C63.10 is applicable.
TC Version	0.0.1
My Description	FCC 15.247 TX Emissions Conducted FHSS - BT Classic EDR 8DPSK
Add. Information	

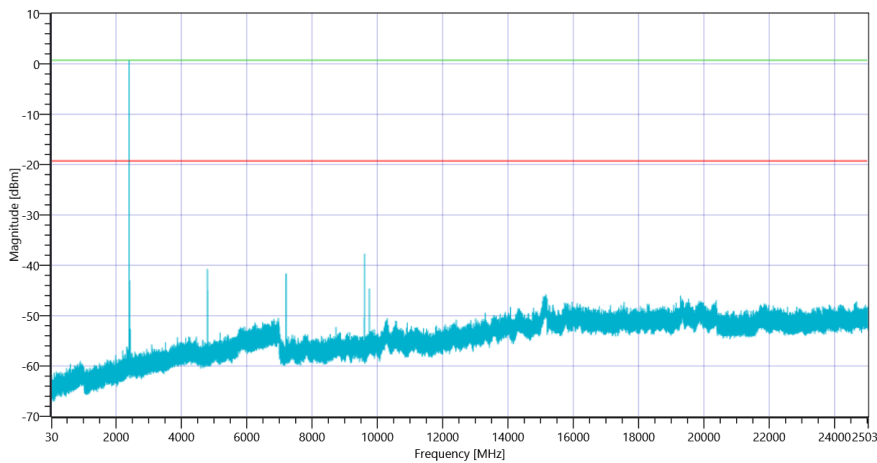
Test Parameter	
Technology to test	BT Classic EDR 8DPSK
Antenna Port used	1
Temperature	nom
Voltage	nom
Frequency low to test	True Freq [MHz] 2402
Frequency mid to test	True Freq [MHz] 2441
Frequency high to test	True Freq [MHz] 2480
Auto Control enabled Power Supply Climatic Box	No No
Additional Path Loss [dB]	1
Switched Path	EUT - SignalingUnit - SpectrumAnalyzer

Test at TX 2402 MHz

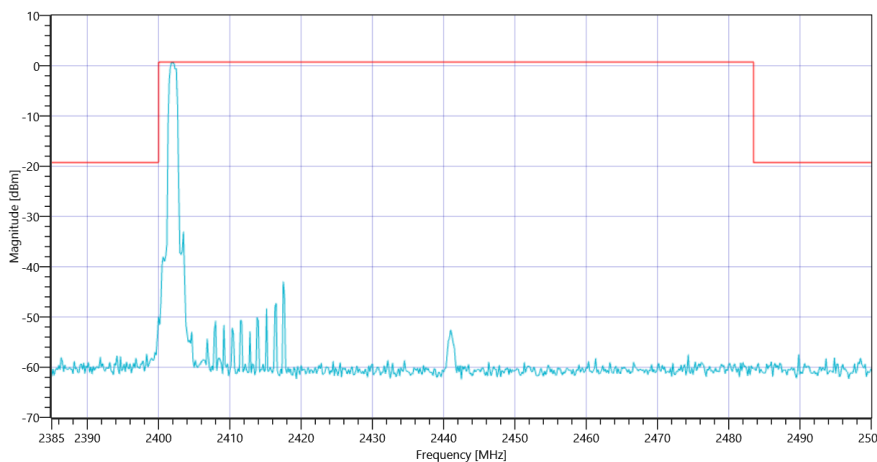
BT Classic Connection check					
Test Description	Lower Limit	Upper Limit	Measured	Unit	Verdict
Connection result	---	---	---	---	TCON

READ SA SETTINGS:	
RefLevel [dBm] RefLevelOffset [dB] InpAtt [dB]	4.89 0 20
Start [MHz] Stop [MHz]	24530.000 25030.000
RBW [MHz] VBW [MHz]	0.100000 0.300000
Detector TraceMode	POS MAXH
Sweep: Time [ms] Count Points per Section Type	500 8 3001 SWE

RESULT					
Test Description	Lower Limit	Upper Limit	Measured	Unit	Verdict
Reference @ 2401.83 MHz	---	---	0.71	dBm	INFO
No peaks detected	---	---			PASS
Lowest margin to limit 9608 MHz	0	---	18.43	dB	INFO



Plot_FCC Part 15.247 TX Spurious Conducted ~ BT Classic EDR 8DPSK 2402_16082021_191549.png



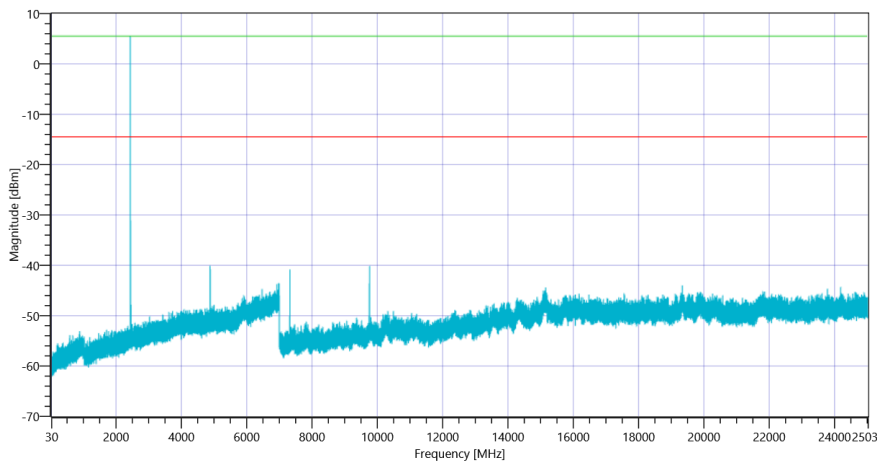
Plot_FCC Part 15.247 TX Spurious Conducted ~ BT Classic EDR 8DPSK 2402_16082021_191554.png

Test at TX 2441 MHz

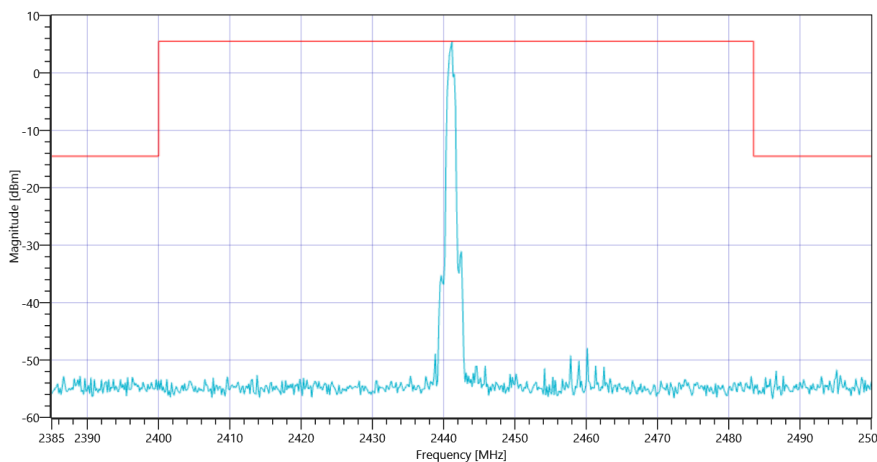
BT Classic Connection check					
Test Description	Lower Limit	Upper Limit	Measured	Unit	Verdict
Connection result	---	---	---	---	TCON

READ SA SETTINGS:	
RefLevel [dBm] RefLevelOffset [dB] InpAtt [dB]	5.31 0 25
Start [MHz] Stop [MHz]	24530.000 25030.000
RBW [MHz] VBW [MHz]	0.100000 0.300000
Detector TraceMode	POS MAXH
Sweep: Time [ms] Count Points per Section Type	500 8 3001 SWE

RESULT					
Test Description	Lower Limit	Upper Limit	Measured	Unit	Verdict
Reference @ 2441.17 MHz	---	---	5.50	dBm	INFO
No peaks detected	---	---			PASS
Lowest margin to limit 4882 MHz	0	---	25.57	dB	INFO



Plot_FCC Part 15.247 TX Spurious Conducted ~ BT Classic EDR 8DPSK 2441_16082021_192127.png



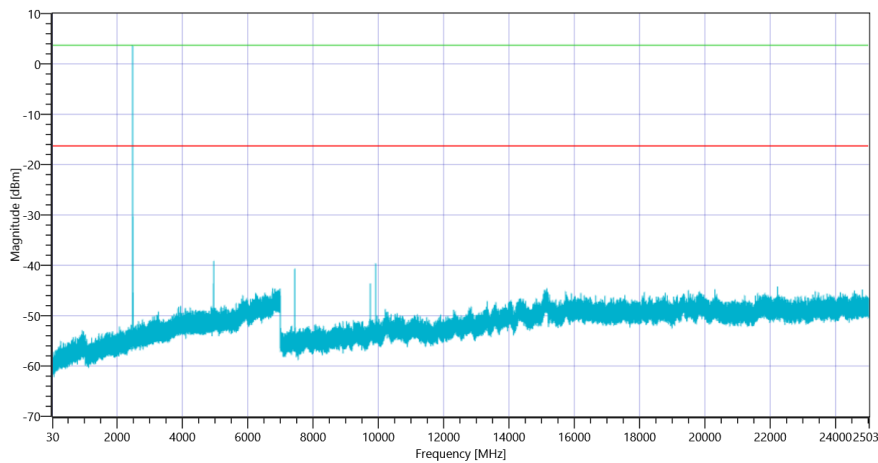
Plot_FCC Part 15.247 TX Spurious Conducted ~ BT Classic EDR 8DPSK 2441_16082021_192132.png

Test at TX 2480 MHz

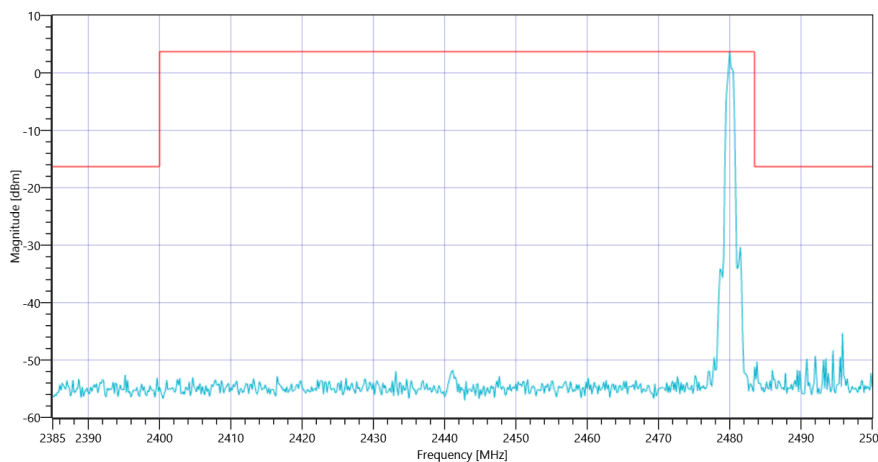
BT Classic Connection check					
Test Description	Lower Limit	Upper Limit	Measured	Unit	Verdict
Connection result	---	---	---	---	TCON

READ SA SETTINGS:	
RefLevel [dBm] RefLevelOffset [dB] InpAtt [dB]	5.23 0 25
Start [MHz] Stop [MHz]	24530.000 25030.000
RBW [MHz] VBW [MHz]	0.100000 0.300000
Detector TraceMode	POS MAXH
Sweep: Time [ms] Count Points per Section Type	500 8 3001 SWE

RESULT					
Test Description	Lower Limit	Upper Limit	Measured	Unit	Verdict
Reference @ 2480.00 MHz	---	---	3.69	dBm	INFO
No peaks detected	---	---			PASS
Lowest margin to limit 4959.667 MHz	0	---	22.83	dB	INFO



Plot_FCC Part 15.247 TX Spurious Conducted ~ BT Classic EDR 8DPSK 2480_16082021_192646.png



Plot_FCC Part 15.247 TX Spurious Conducted ~ BT Classic EDR 8DPSK 2480_16082021_192651.png

TEST FINISHED	
General Verdict	PASS

- END OF DOCUMENT -
