

CETECOM™

Test report no.: 1-0905/15-01-01_AnnexB

Annex B

CETECOM™

CETECOM ICT Services
consulting - testing - certification >>>

This test report annex is electronically signed and valid without handwriting signature. For verification of the electronic signatures, the public keys can be requested at the testing laboratory.

Test report annex authorised:

David Lang
Lab Manager
Radio Communications & EMC

Internal photos of the EUT

Photo 1 (EUT - battery pack & main board):



Photo 2 (EUT - main board front view):



Photo 3 (EUT - main board rear view):



Photo 4 (EUT - main board rear view with detached button):



Photo 5 (EUT - antenna board bottom view):



Photo 6 (EUT - antenna board front top view):




Photo 7 (EUT - antenna board rear top view):




Photo 8 (EUT - casing with attached audio board):



Photo 9 (EUT - audio board):




Photo 10 (EUT - empty casing):




Photo 11 (EUT - audio board top view):




Photo 12 (EUT - audio board mount):




Photo 13 (EUT - detached audio board top view):



Photo 14 (EUT - detached audio board rear view):





Photo 15(EUT - audio board with detached shield):



Document history

Version	Applied changes	Date of release
	Initial release	2016-07-14