

Annex D

1-0573/20-01-01_AnnexD

[Setup photos of the Equipment Under Test](#)

This addendum is electronically signed and valid without handwritten signature.
For verification of the electronic signatures, the public keys can be requested at the testing laboratory.

Document authorized:

Michael Dorongovski
Lab Manager
Radio Communications

Photos



Photo 1: EUT at the anechoic chamber




Photo 2: EUT at the anechoic chamber



Photo 3: EUT at the anechoic chamber



Photo 4: EUT at the anechoic chamber




Photo 5: EUT at the anechoic chamber



Photo 6: EUT at the anechoic chamber




Photo 7: 18-26 GHz setup



Photo 8: EUT at the semi-anechoic chamber




Photo 9: EUT at the semi-anechoic chamber




Photo 10: AC conducted emission test setup

Document history

Version	Applied changes	Date of release
	initial release	2021-05-05

- END OF DOCUMENT -
