

Measurement Results

No.1-4774/22-01-09_Annex_MR

Test logging

This document is electronically signed and valid without handwritten signature.
For verification of the electronic signatures, the public keys can be requested at the testing laboratory.

Document authorized:

Michael Dorongovski
Lab Manager
Radio Labs

FCC 15.247 # TX spurious conducted 20dBc ~ BT Classic EDR 8DPSK

Test References

TC Start	23.02.2023 10:53:30
Ambit Temp [°C] Humidity [rel%]	28.0 28
System Version	3.5.0.3
Test Specification	FCC 15.247 -
Test Method	IF DTS then 8.5 DTS emissions in non-restricted frequency bands: Subclause 11.11 of ANSI C63.10 is applicable
TC Version	0.0.1
My Description	FCC 15.247 TX Emissions Conducted FHSS - BT Classic EDR 8DPSK
Add. Information	

EUT Common Settings BT Classic

Intermodulation Value N	3
Image Freq. Low Mid High [MHz]	0 0 0
Power Class	1
Power Control	Enhanced
Longest Supported Packet Type	DH5
RF Supported	Basic Rate True EDR Pi/4DQPSK True EDR 8DPSK True
Testmode	LOOPback
Perform Inquiry	Yes
EUT BT Address (if Inquiry No)	F44EFD4F7ADB
Signaling BT Address	BABEBEDADBAD
Switch Matrix & Pathcompensation enabled	Yes

Test Parameter

Technology to test	BT Classic EDR 8DPSK
Antenna Port used	1
Temperature	nom
Voltage	nom
Frequency low to test	True Freq [MHz] 2402
Frequency mid to test	True Freq [MHz] 2441
Frequency high to test	True Freq [MHz] 2480
Auto Control enabled Power Supply Climatic Box	No No
Additional Path Loss [dB]	0.7
Switched Path	EUT - SignalingUnit - SpectrumAnalyzer

Test Equipment

Test Equipment

Signal analyzer,Rohde&Schwarz,FSV-30,1321.3008K30/103809,3.70

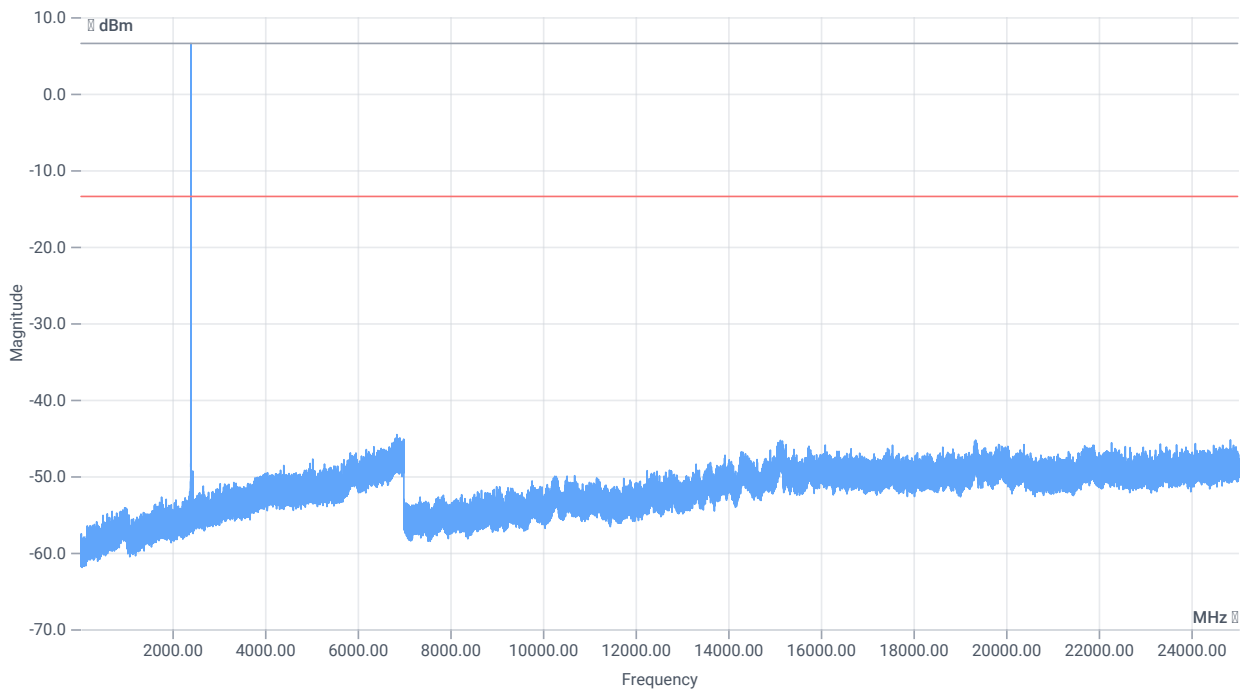
Signaling unit,Rohde&Schwarz,CMW,1201.0002k75/102550,4.0.62

Switch matrix,CTCadvanced,RSM-1 NI DAQ,29655273,NI

Test at TX 2402 MHz

RESULT: Reference Power cond.

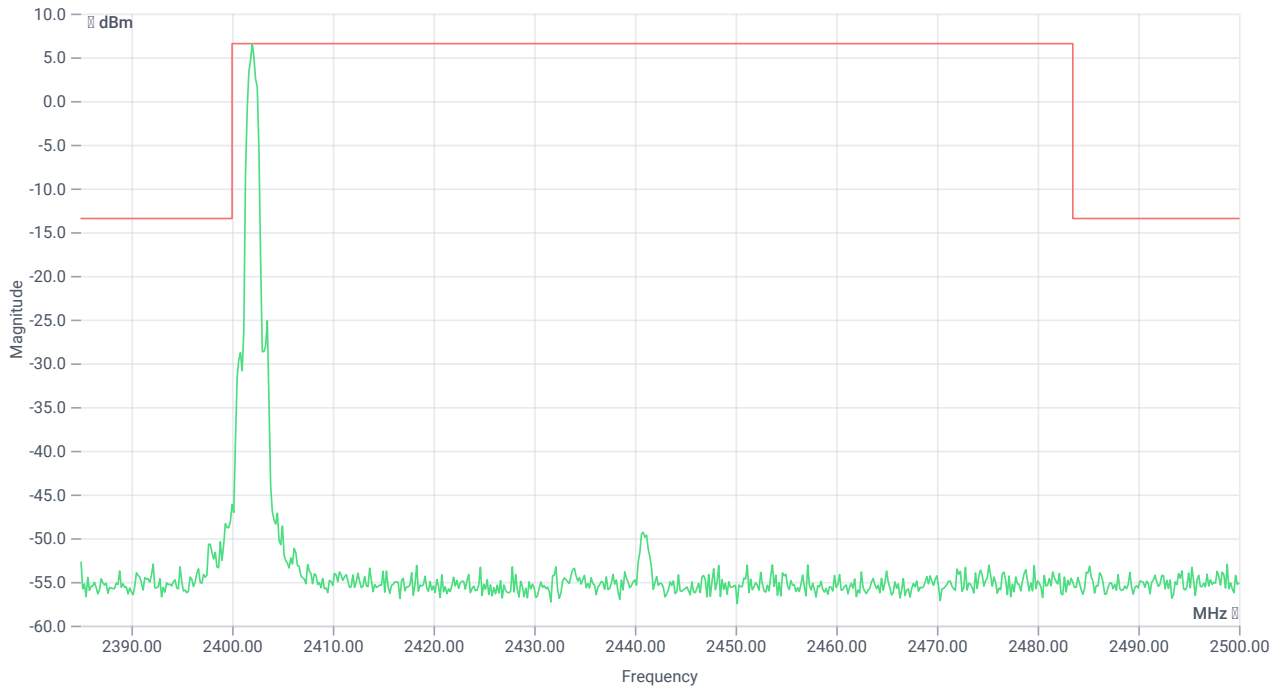
Test Description	Lower Limit	Upper Limit	Measured	Unit	Verdict
Ref. Power 1MHz/1MHz cond.	--	--	8.36	dBm	INFO
Ref. Frequency	--	--	2402.000	MHz	INFO



TX emissions

READ SA SETTINGS:

RefLevel [dBm] RefLevelOffset [dB] InpAtt [dB]	8.36 0 25
Start [MHz] Stop [MHz]	24530.000 25030.000
RBW [MHz] VBW [MHz]	0.100000 0.300000
Detector TraceMode	POS MAXH
Sweep: Time [ms] Count Points per Section Type	200 25 3001 SWE



TX emissions band zoomed

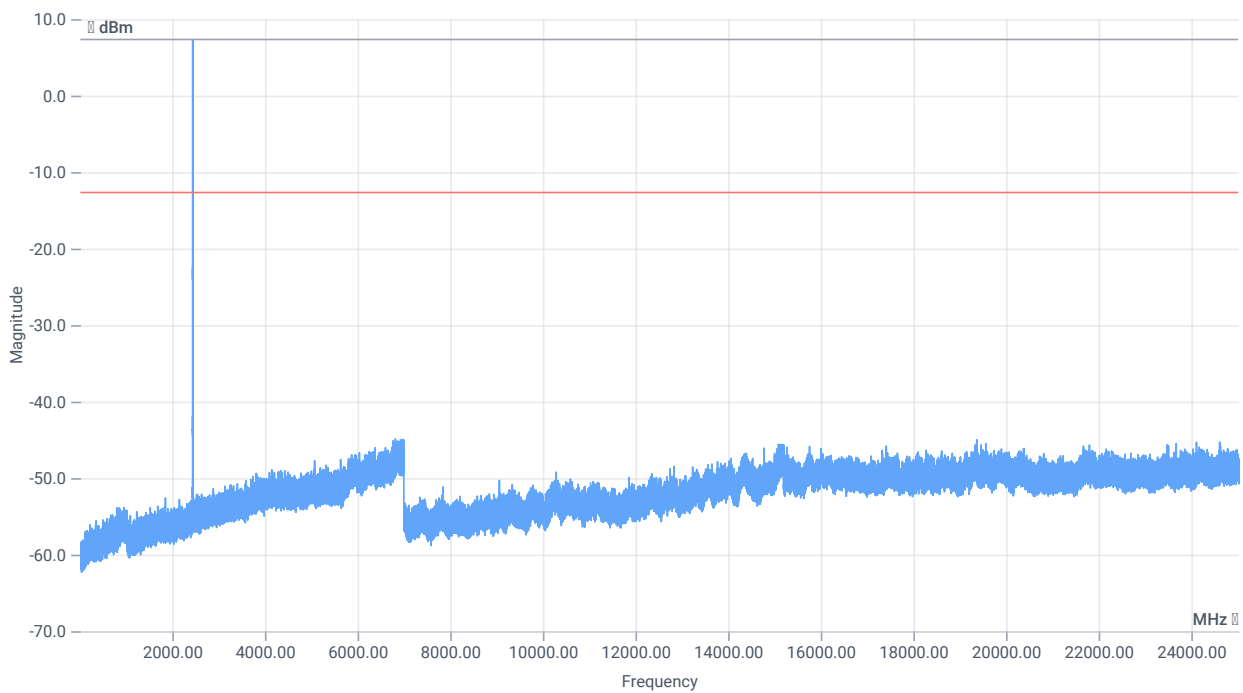
RESULT

Test Description	Lower Limit	Upper Limit	Measured	Unit	Verdict
Reference @ 2402.00 MHz	--	--	6.56	dBm	INFO
No peaks detected	--	--			PASS
Lowest margin to limit 6848.833 MHz	0	--	31.13	dB	INFO

Test at TX 2441 MHz

RESULT: Reference Power cond.

Test Description	Lower Limit	Upper Limit	Measured	Unit	Verdict
Ref. Power 1MHz/1MHz cond.	--	--	8.87	dBm	INFO
Ref. Frequency	--	--	2441.000	MHz	INFO



TX emissions

READ SA SETTINGS:

RefLevel [dBm] RefLevelOffset [dB] InpAtt [dB]	8.87 0 25
Start [MHz] Stop [MHz]	24530.000 25030.000
RBW [MHz] VBW [MHz]	0.100000 0.300000
Detector TraceMode	POS MAXH
Sweep: Time [ms] Count Points per Section Type	200 25 3001 SWE



TX emissions band zoomed

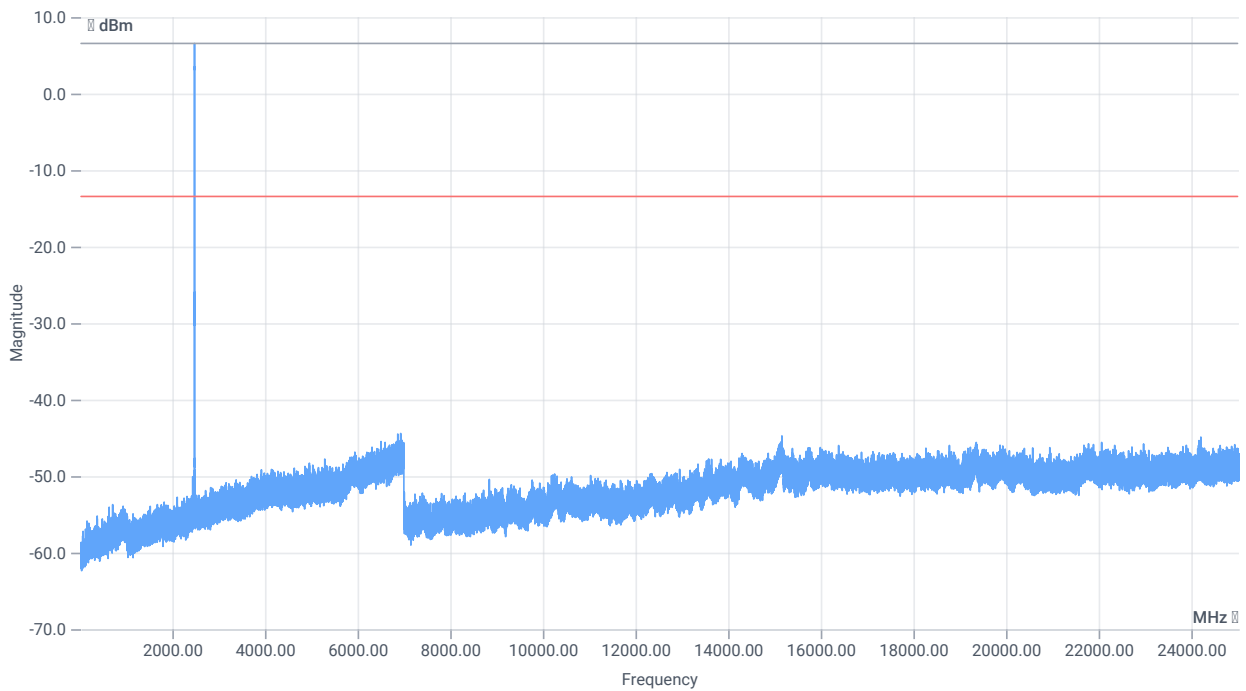
RESULT

Test Description	Lower Limit	Upper Limit	Measured	Unit	Verdict
Reference @ 2441.00 MHz	--	--	7.34	dBm	INFO
No peaks detected	--	--			PASS
Lowest margin to limit 6817.5 MHz	0	--	32.21	dB	INFO

Test at TX 2480 MHz

RESULT: Reference Power cond.

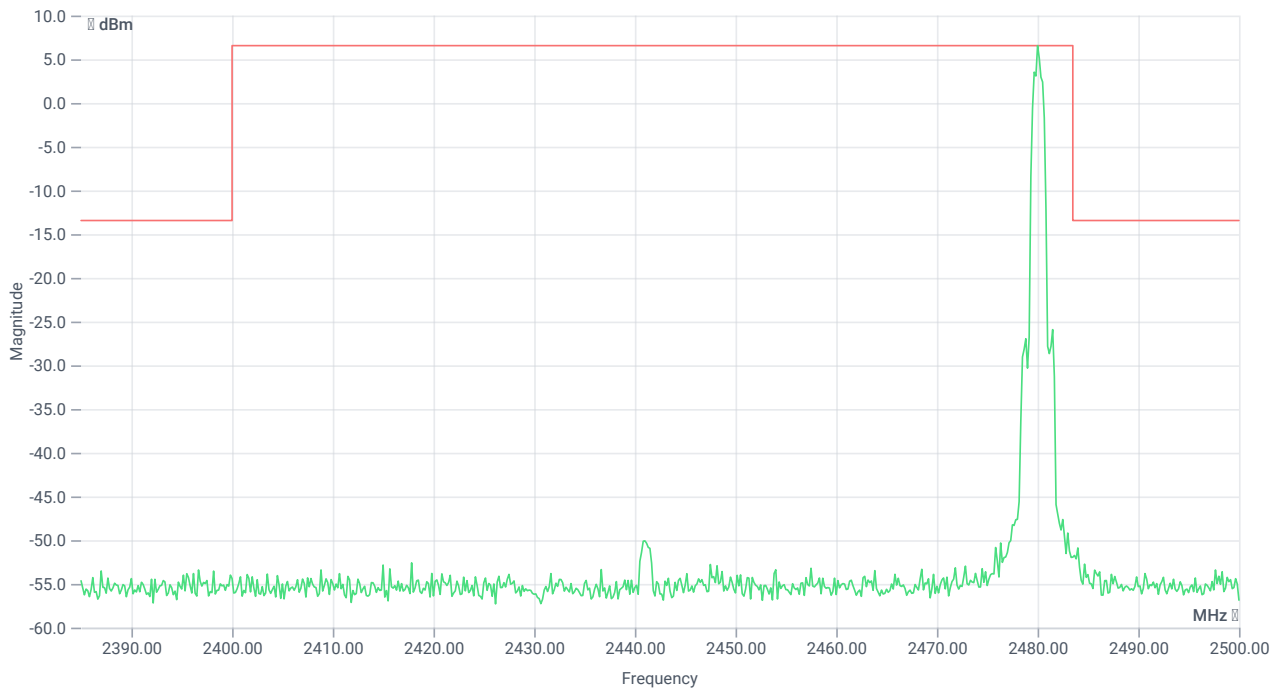
Test Description	Lower Limit	Upper Limit	Measured	Unit	Verdict
Ref. Power 1MHz/1MHz cond.	--	--	8.41	dBm	INFO
Ref. Frequency	--	--	2480.000	MHz	INFO



TX emissions

READ SA SETTINGS:

RefLevel [dBm] RefLevelOffset [dB] InpAtt [dB]	8.41 0 25
Start [MHz] Stop [MHz]	24530.000 25030.000
RBW [MHz] VBW [MHz]	0.100000 0.300000
Detector TraceMode	POS MAXH
Sweep: Time [ms] Count Points per Section Type	200 25 3001 SWE



TX emissions band zoomed

RESULT

Test Description	Lower Limit	Upper Limit	Measured	Unit	Verdict
Reference @ 2480.00 MHz	--	--	6.56	dBm	INFO
No peaks detected	--	--			PASS
Lowest margin to limit 6931.5 MHz	0	--	30.98	dB	INFO

Verdict

PASS

FCC 15.247, ISED RSS247 # Bandwidth 99PCT and 20dB ~ BT Classic EDR 8DPSK

Test References

TC Start	23.02.2023 10:51:46
Ambit Temp [°C] Humidity [rel%]	27.9 28
System Version	3.5.0.3
Test Specification	FCC 15.247, ISED RSS247 -
Test Method	
TC Version	0.0.2
My Description	FCC 15.247 Bandwidth 99PCT - 20dB FHSS - BT Classic EDR 8DPSK
Add. Information	

EUT Common Settings BT Classic

Intermodulation Value N	3
Image Freq. Low Mid High [MHz]	0 0 0
Power Class	1
Power Control	Enhanced
Longest Supported Packet Type	DH5
RF Supported	Basic Rate True EDR Pi/4DQPSK True EDR 8DPSK True
Testmode	LOOPback
Perform Inquiry	Yes
EUT BT Address (if Inquiry No)	F44EFD4F7ADB
Signaling BT Address	BABEBEDADBAD
Switch Matrix & Pathcompensation enabled	Yes

Test Parameter

Technology to test	BT Classic EDR 8DPSK
Antenna Port used	1
Temperature	nom
Voltage	nom
Frequency low to test	True Freq [MHz] 2402
Frequency mid to test	True Freq [MHz] 2441
Frequency high to test	True Freq [MHz] 2480
Auto Control enabled Power Supply Climatic Box	No No
Additional Path Loss [dB]	0.7
Switched Path	EUT - SignalingUnit - SpectrumAnalyzer

Test Equipment

Test Equipment

Signal analyzer,Rohde&Schwarz,FSV-30,1321.3008K30/103809,3.70

Signaling unit,Rohde&Schwarz,CMW,1201.0002k75/102550,4.0.62

Switch matrix,CTCadvanced,RSM-1 NI DAQ,29655273,NI

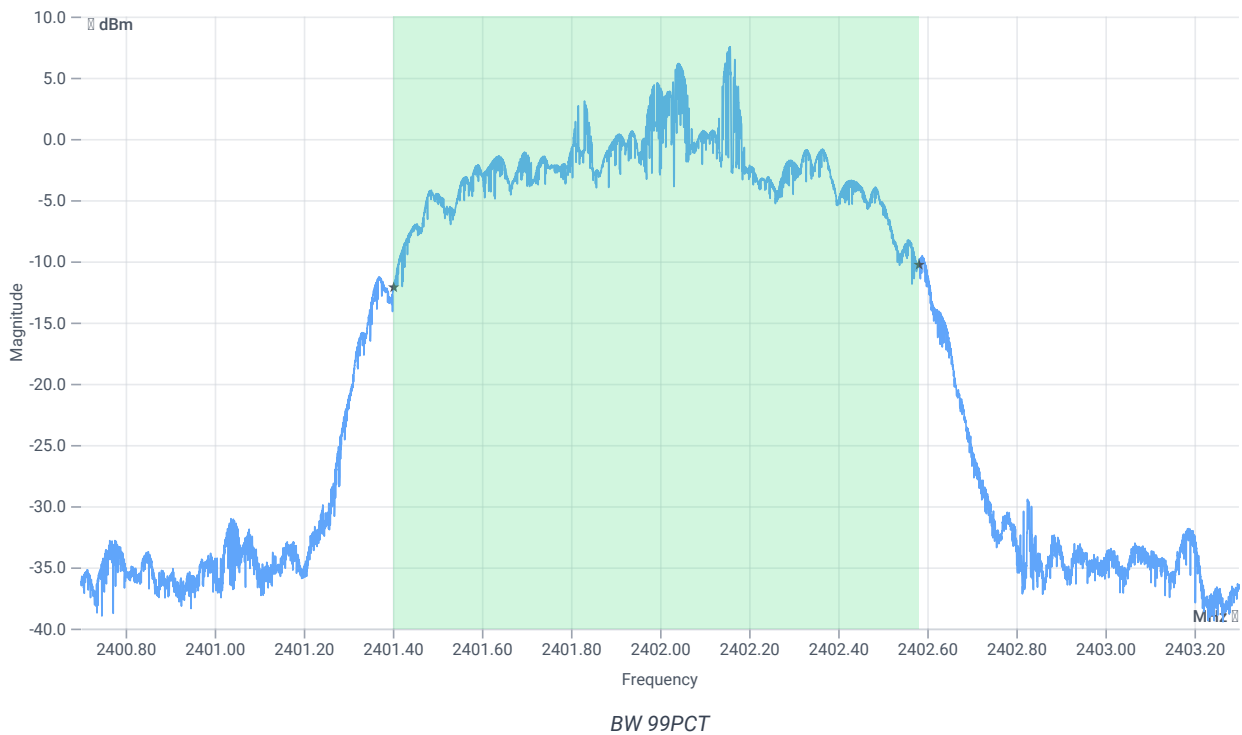
Test at TX 2402 MHz

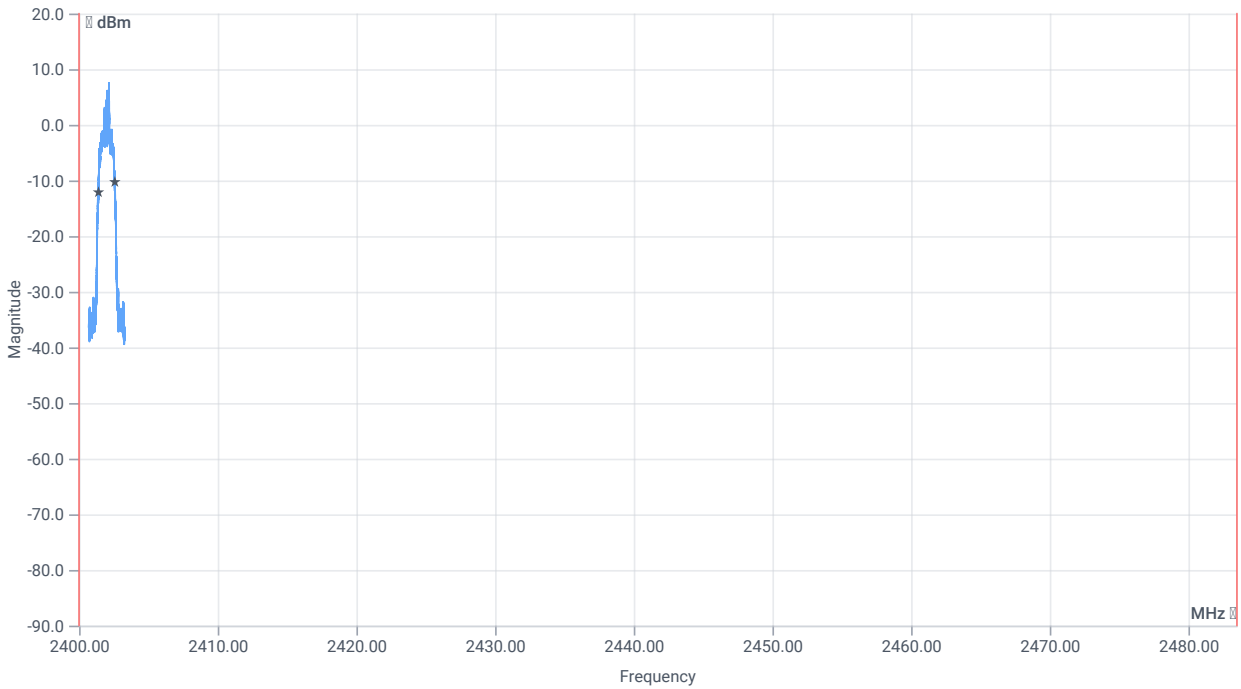
RESULT: Reference Power cond.

Test Description	Lower Limit	Upper Limit	Measured	Unit	Verdict
Ref. Power 1MHz/1MHz cond.	--	--	8.09	dBm	INFO
Ref. Frequency	--	--	2401.900	MHz	INFO

READ SA SETTINGS:

RefLevel [dBm] RefLevelOffset [dB] InpAtt [dB]	13.09 10.79 20
Start [MHz] Stop [MHz]	2400.700 2403.300
RBW [MHz] VBW [MHz]	0.030000 0.100000
Detector TraceMode	POS MAXH
Sweep: Time [ms] Count Points per Section Type	50 200 10001 SWE

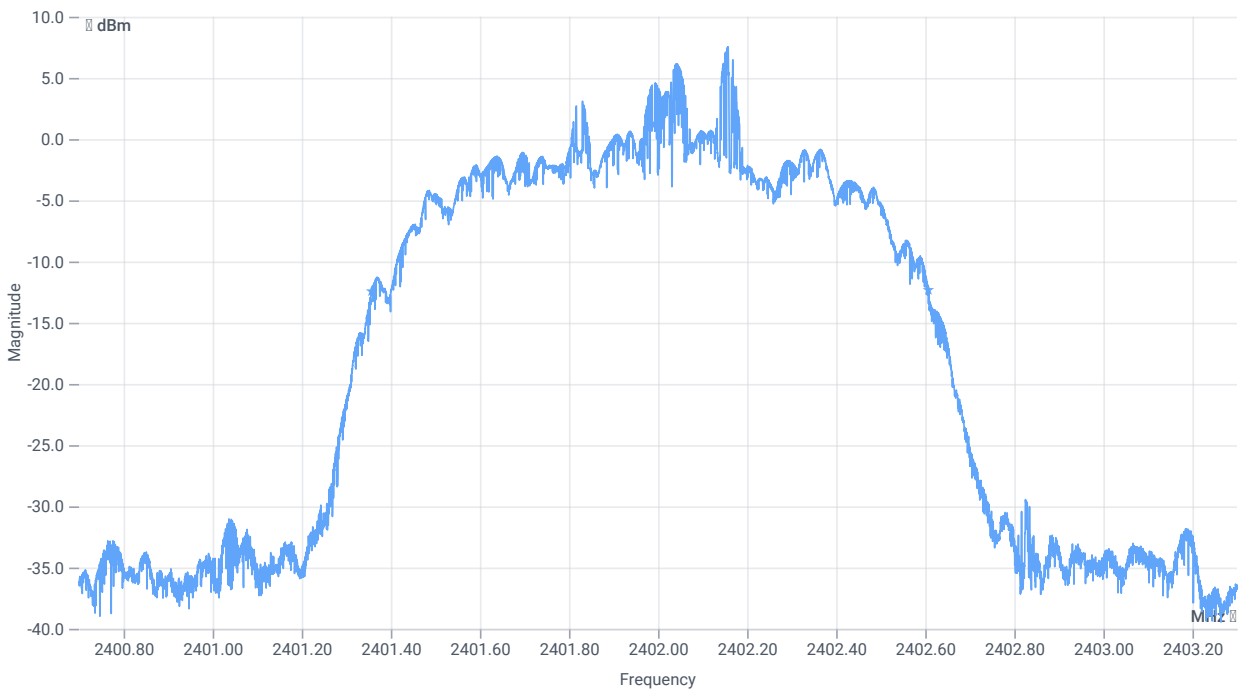




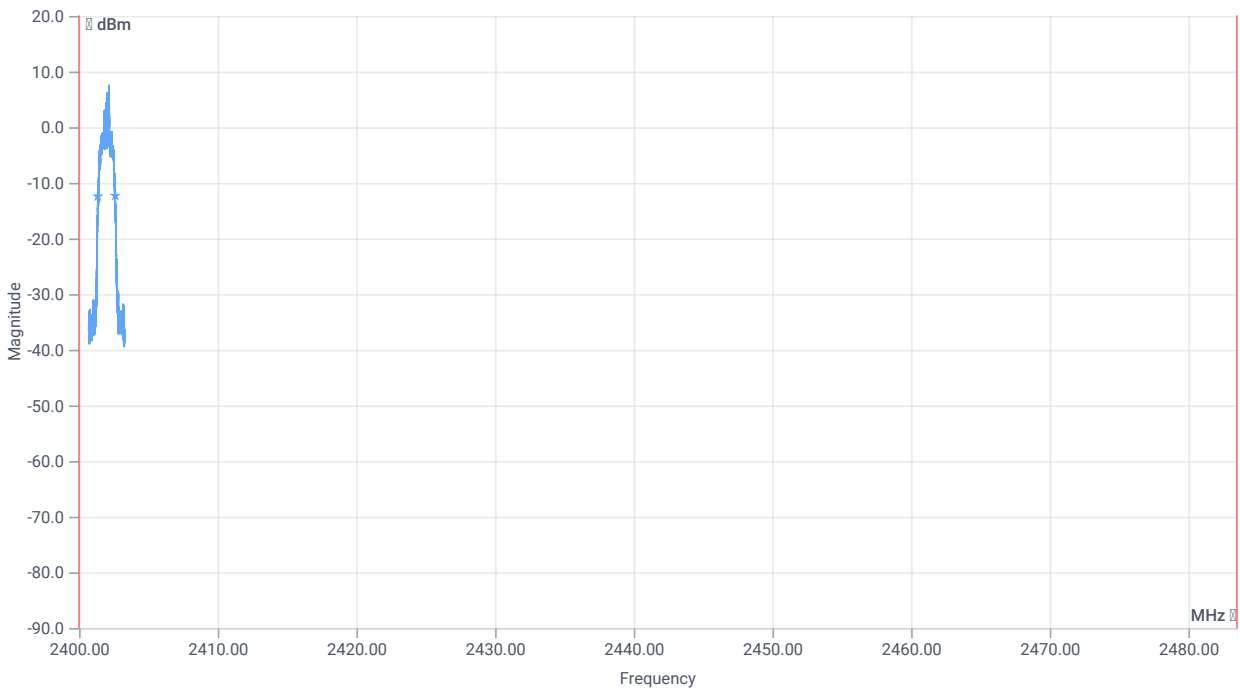
BW within Band 99PCT

RESULT

Test Description	Lower Limit	Upper Limit	Measured	Unit	Verdict
Bandwidth 99%	--	--	1180.000	kHz	INFO
T1 99%	2400.000000	--	2401.4021	MHz	PASS
T2 99%	--	2483.500000	2402.5818	MHz	PASS



BW 20dB



BW within Band 20dB

RESULT

Test Description	Lower Limit	Upper Limit	Measured	Unit	Verdict
Bandwidth 20dB	--	--	1250	kHz	INFO
T1 20DB	2400.000000	--	2401.3568	MHz	PASS
T2 20dB	--	2483.500000	2402.6071	MHz	PASS

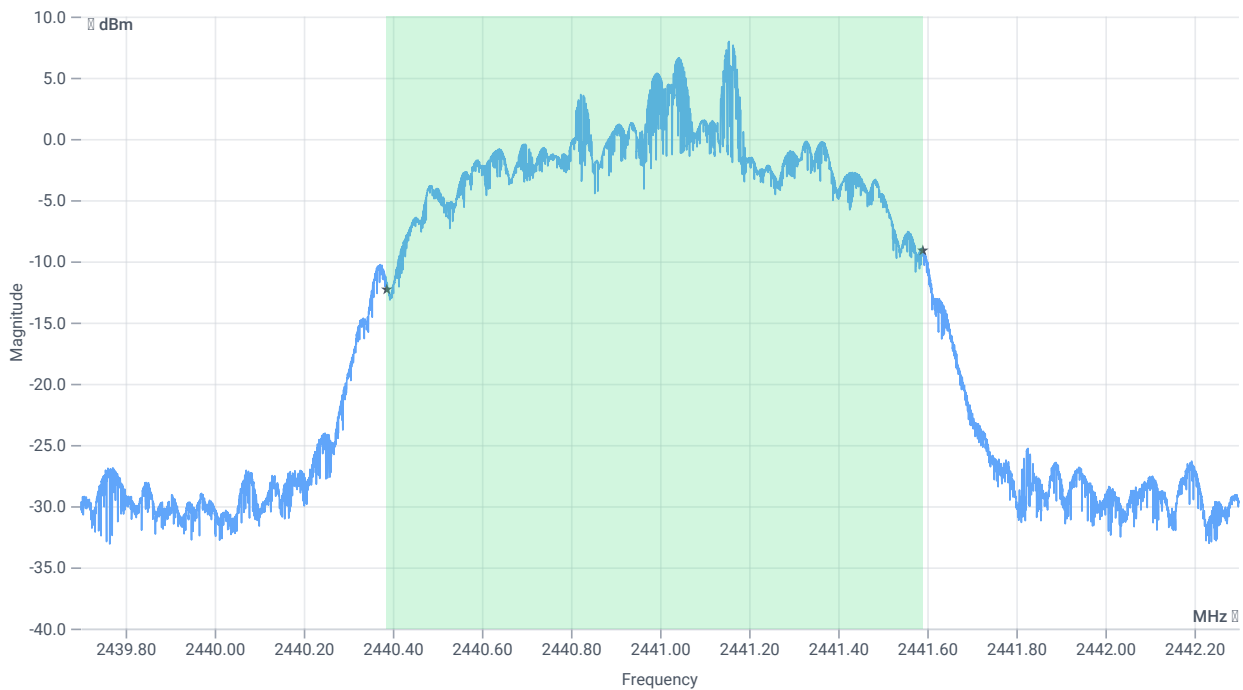
Test at TX 2441 MHz

RESULT: Reference Power cond.

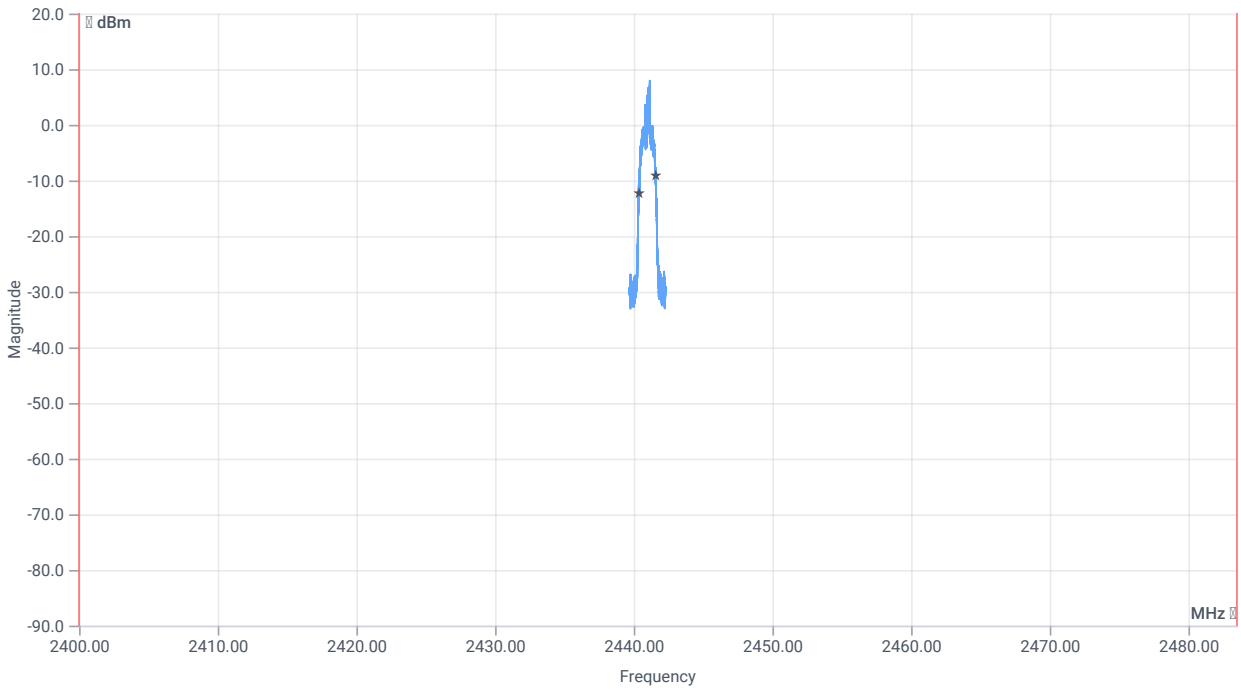
Test Description	Lower Limit	Upper Limit	Measured	Unit	Verdict
Ref. Power 1MHz/1MHz cond.	--	--	8.78	dBm	INFO
Ref. Frequency	--	--	2441.100	MHz	INFO

READ SA SETTINGS:

RefLevel [dBm] RefLevelOffset [dB] InpAtt [dB]	13.78 10.8 20
Start [MHz] Stop [MHz]	2439.700 2442.300
RBW [MHz] VBW [MHz]	0.030000 0.100000
Detector TraceMode	POS MAXH
Sweep: Time [ms] Count Points per Section Type	50 200 10001 SWE



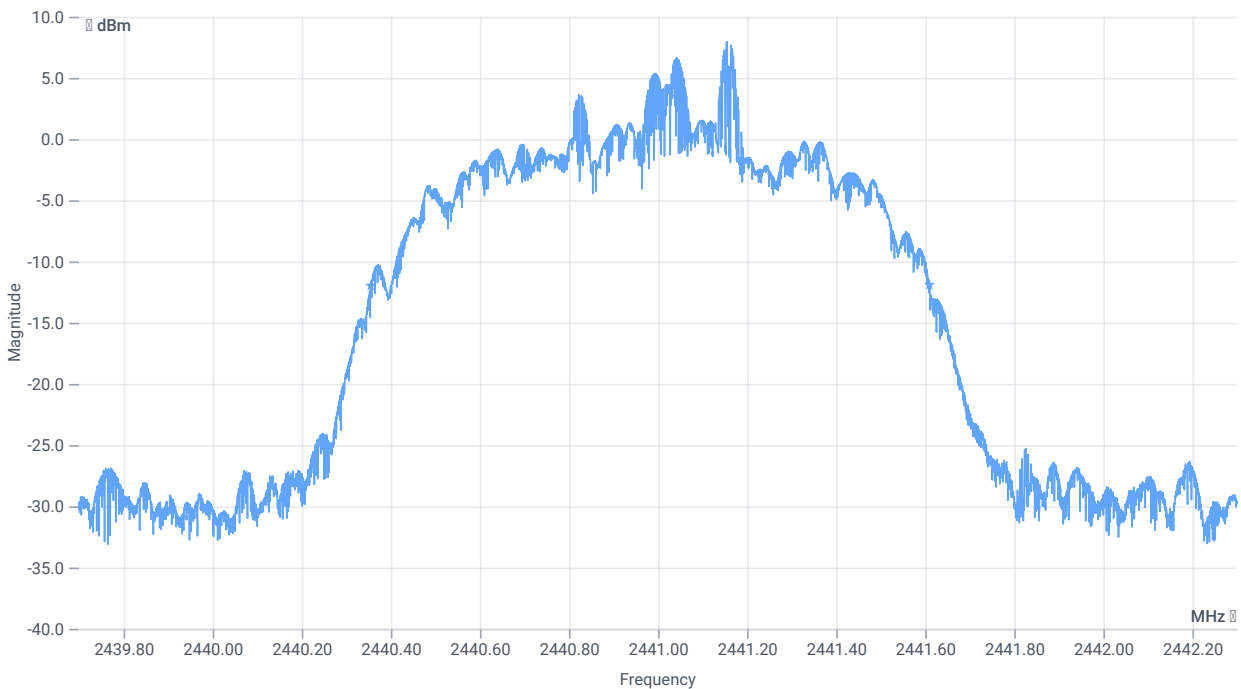
BW 99PCT



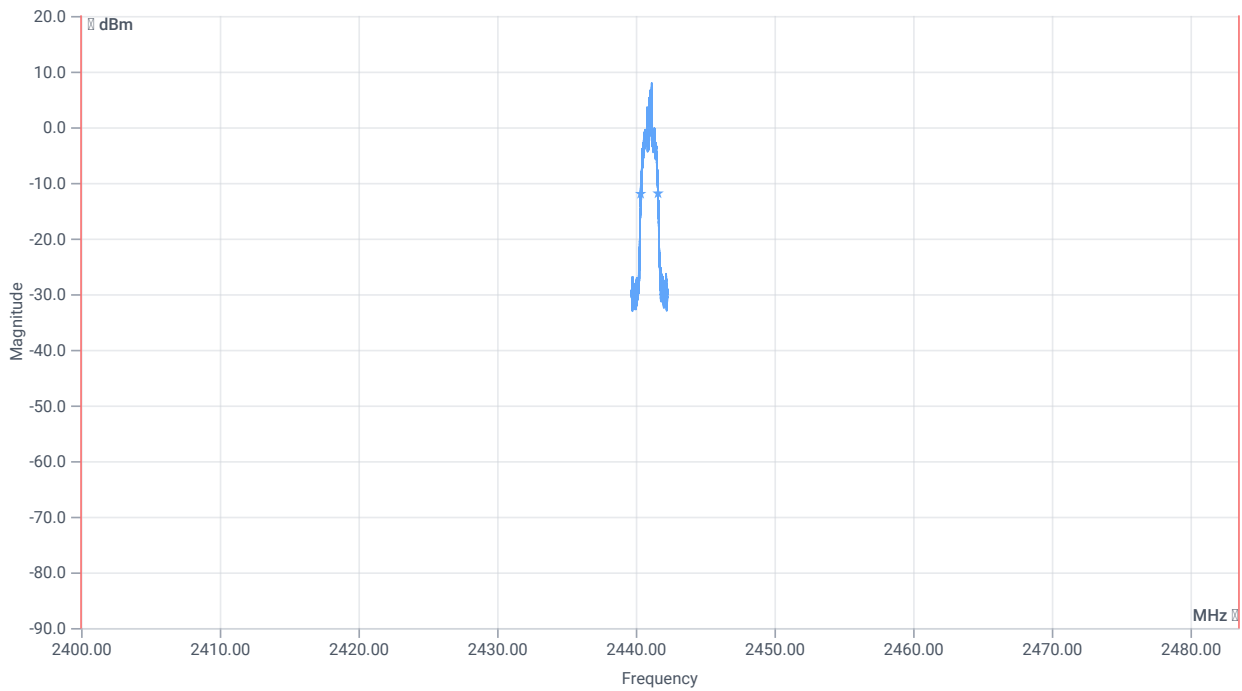
BW within Band 99PCT

RESULT

Test Description	Lower Limit	Upper Limit	Measured	Unit	Verdict
Bandwidth 99%	--	--	1204.000	kHz	INFO
T1 99%	2400.000000	--	2440.3865	MHz	PASS
T2 99%	--	2483.500000	2441.5901	MHz	PASS



BW 20dB



BW within Band 20dB

RESULT

Test Description	Lower Limit	Upper Limit	Measured	Unit	Verdict
Bandwidth 20dB	--	--	1255	kHz	INFO
T1 20DB	2400.000000	--	2440.3549	MHz	PASS
T2 20dB	--	2483.500000	2441.6094	MHz	PASS

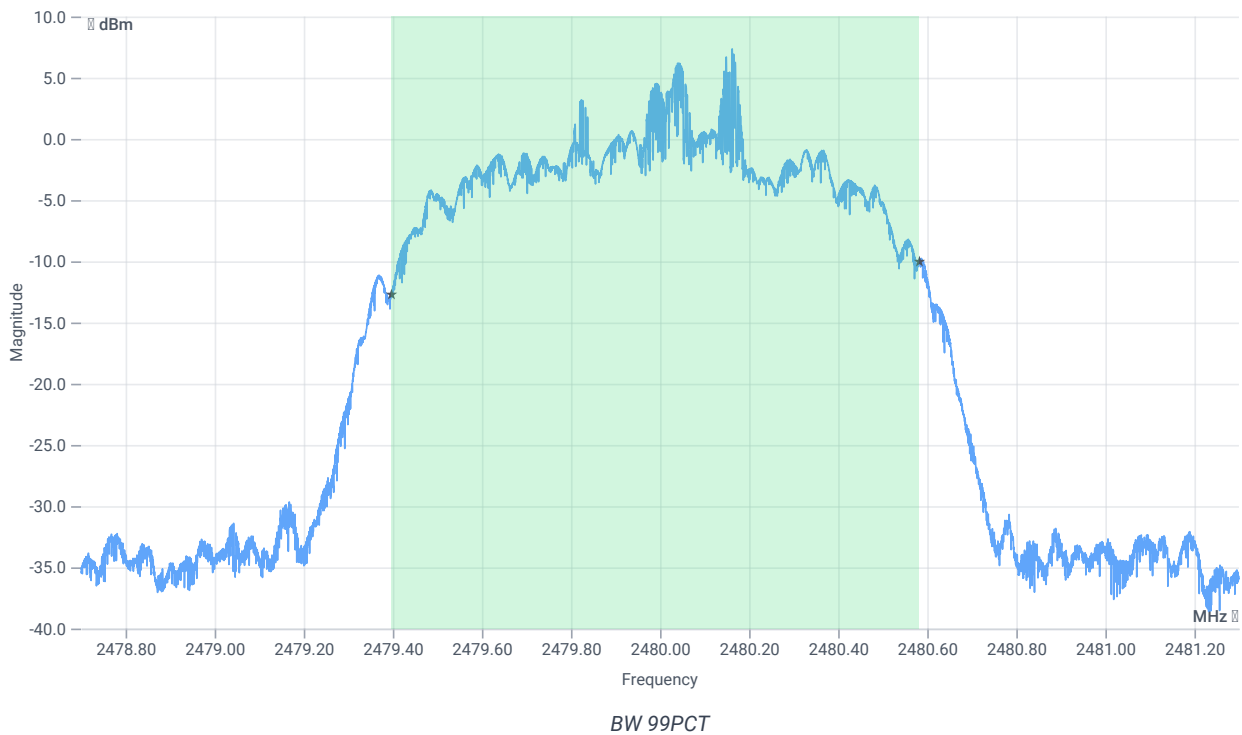
Test at TX 2480 MHz

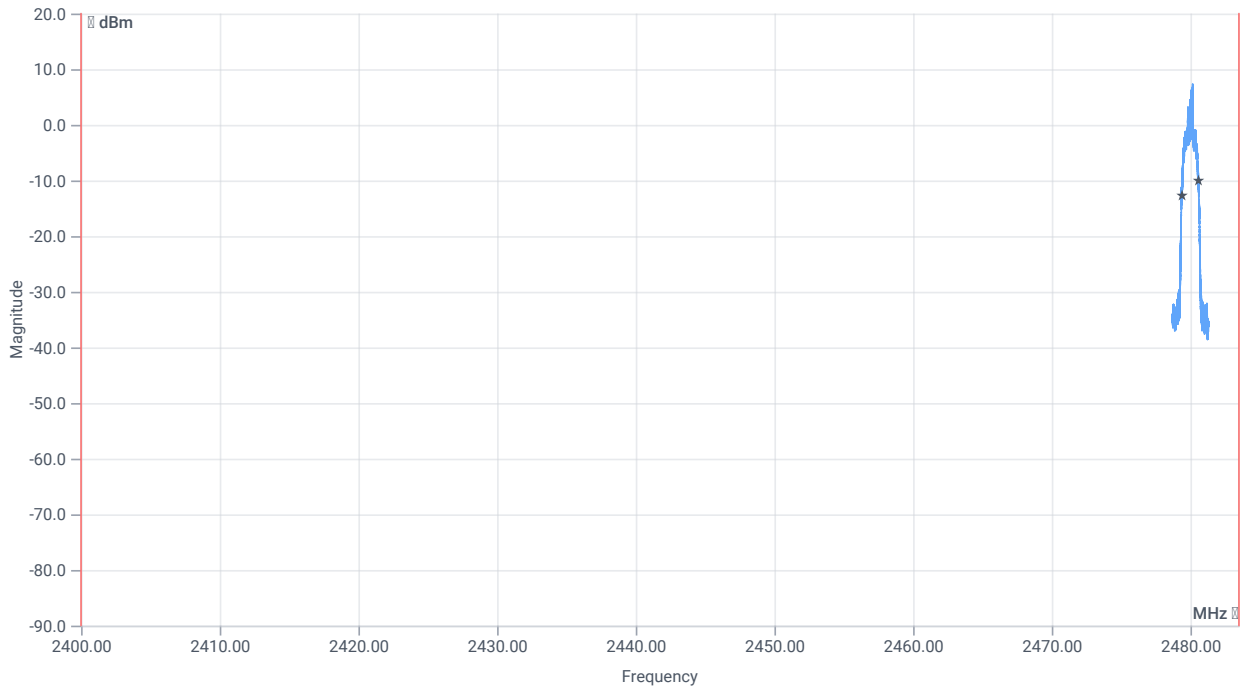
RESULT: Reference Power cond.

Test Description	Lower Limit	Upper Limit	Measured	Unit	Verdict
Ref. Power 1MHz/1MHz cond.	--	--	8.01	dBm	INFO
Ref. Frequency	--	--	2479.900	MHz	INFO

READ SA SETTINGS:

RefLevel [dBm] RefLevelOffset [dB] InpAtt [dB]	13.01 10.85 20
Start [MHz] Stop [MHz]	2478.700 2481.300
RBW [MHz] VBW [MHz]	0.030000 0.100000
Detector TraceMode	POS MAXH
Sweep: Time [ms] Count Points per Section Type	50 200 10001 SWE

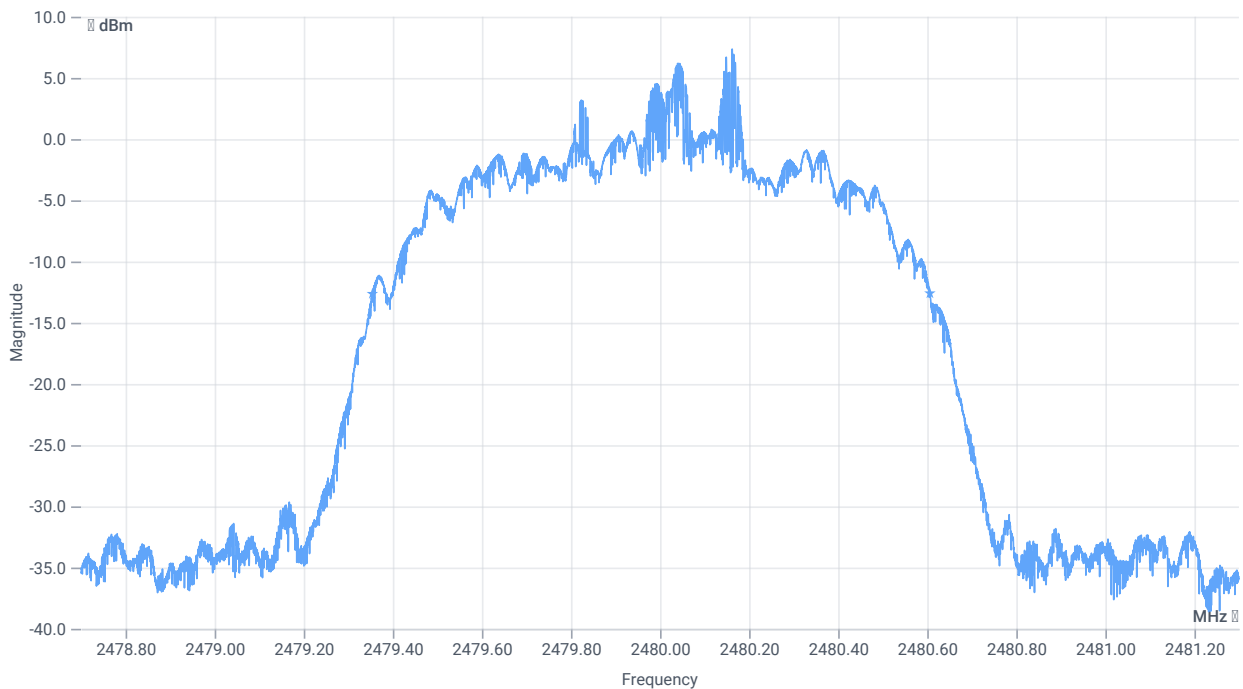




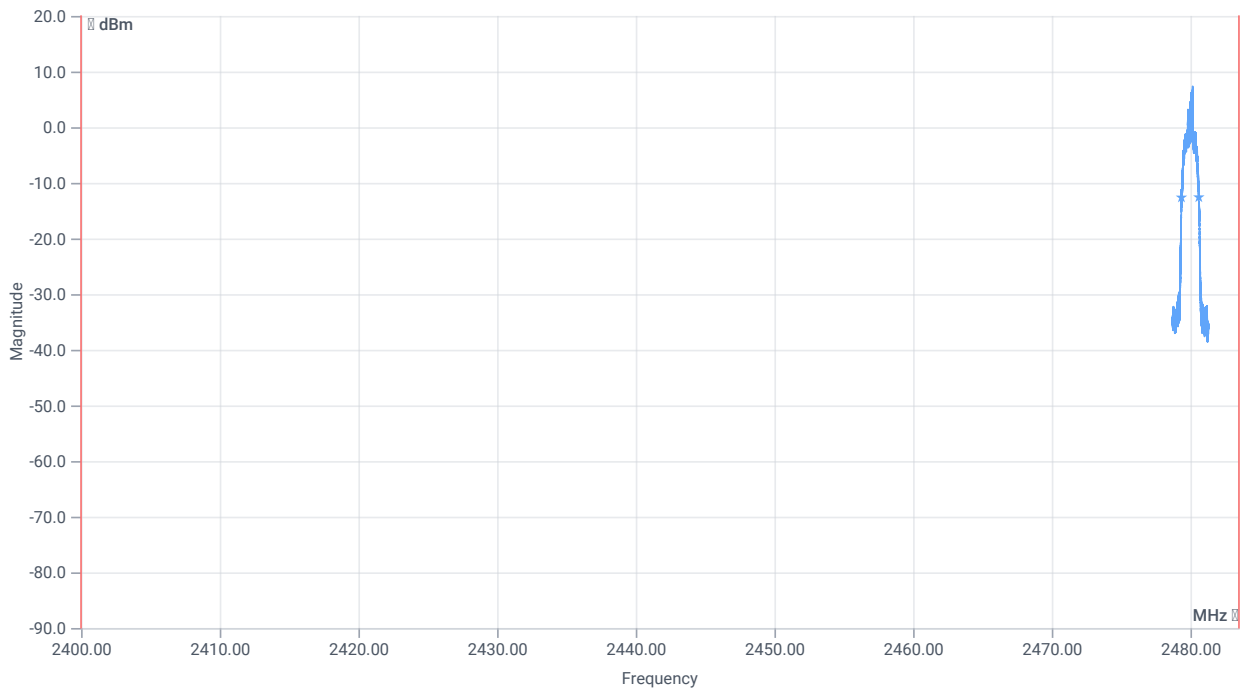
BW within Band 99PCT

RESULT

Test Description	Lower Limit	Upper Limit	Measured	Unit	Verdict
Bandwidth 99%	--	--	1185.000	kHz	INFO
T1 99%	2400.000000	--	2479.3971	MHz	PASS
T2 99%	--	2483.500000	2480.5826	MHz	PASS



BW 20dB



BW within Band 20dB

RESULT

Test Description	Lower Limit	Upper Limit	Measured	Unit	Verdict
Bandwidth 20dB	--	--	1252	kHz	INFO
T1 20DB	2400.000000	--	2479.3542	MHz	PASS
T2 20dB	--	2483.500000	2480.6061	MHz	PASS

Verdict

PASS

FCC 15.247 # Maximum peak conducted output power FHSS ~ BT Classic EDR 8DPSK

Test References

TC Start	23.02.2023 10:41:33
Ambit Temp [°C] Humidity [rel%]	28.0 28
System Version	3.5.0.3
Test Specification	FCC 15.247 -
Test Method	
TC Version	0.0.1
My Description	FCC 15.247 Maximum Peak Output Power Conducted FHSS - BT Classic EDR 8DPSK
Add. Information	

EUT Common Settings BT Classic

Intermodulation Value N	3
Image Freq. Low Mid High [MHz]	0 0 0
Power Class	1
Power Control	Enhanced
Longest Supported Packet Type	DH5
RF Supported	Basic Rate True EDR Pi/4DQPSK True EDR 8DPSK True
Testmode	LOOPback
Perform Inquiry	Yes
EUT BT Address (if Inquiry No)	F44EFD4F7ADB
Signaling BT Address	BABEBEDADBAD
Switch Matrix & Pathcompensation enabled	Yes

Test Parameter

Technology to test	BT Classic EDR 8DPSK
Antenna Port used	1
Temperature	nom
Voltage	nom
Frequency low to test	True Freq [MHz] 2402
Frequency mid to test	True Freq [MHz] 2441
Frequency high to test	True Freq [MHz] 2480
Auto Control enabled Power Supply Climatic Box	No No
Additional Path Loss [dB]	0.7
Switched Path	EUT - SignalingUnit - SpectrumAnalyzer

Test Equipment

Signal analyzer,Rohde&Schwarz,FSV-30,1321.3008K30/103809,3.70

Signaling unit,Rohde&Schwarz,CMW,1201.0002k75/102550,4.0.62

Switch matrix,CTCadvanced,RSM-1 NI DAQ,29655273,NI

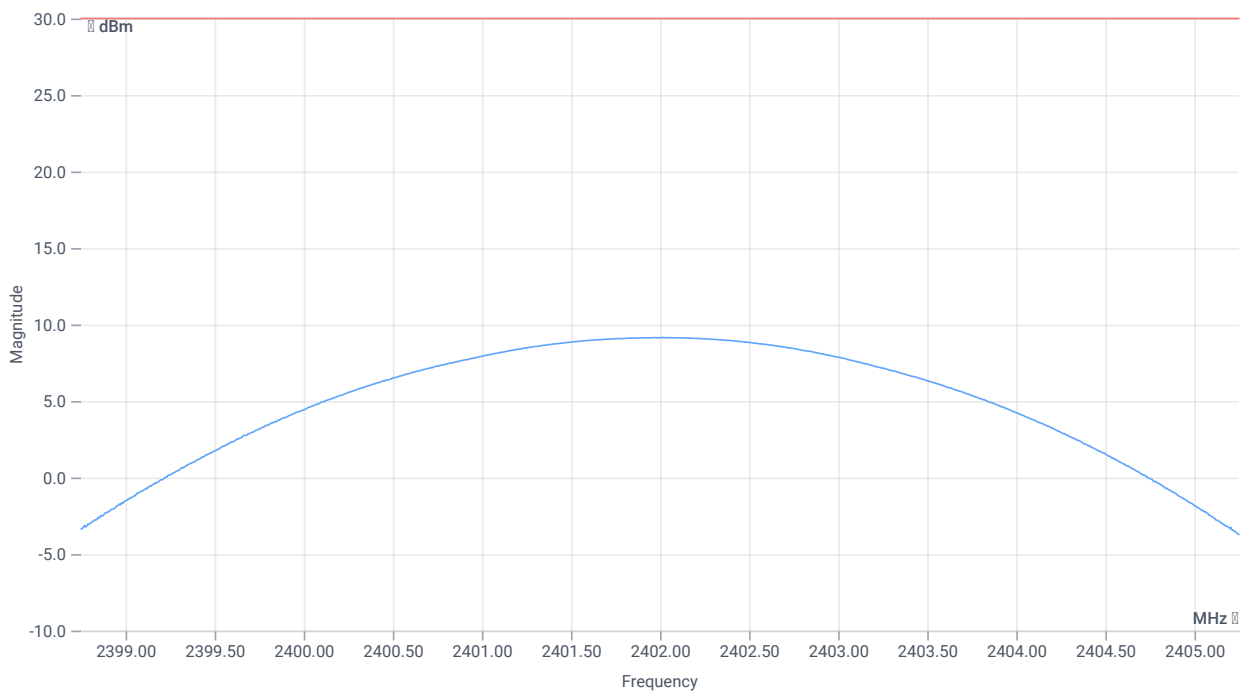
Test at TX 2402 MHz

RESULT: Reference Power cond.

Test Description	Lower Limit	Upper Limit	Measured	Unit	Verdict
Ref. Power 1MHz/1MHz cond.	--	--	8.50	dBm	INFO
Ref. Frequency	--	--	2401.900	MHz	INFO

READ SA SETTINGS:

RefLevel [dBm] RefLevelOffset [dB] InpAtt [dB]	18.50 10.79 25
Start [MHz] Stop [MHz]	2398.750 2405.250
RBW [MHz] VBW [MHz]	3.000000 10.000000
Detector TraceMode	POS MAXH
Sweep: Time [ms] Count Points per Section Type	1000 10 1001 SWE



RESULT

Test Description	Lower Limit	Upper Limit	Measured	Unit	Verdict
Peak Power	--	30.00	9.16	dBm	PASS
Peak Power	--	1000	8.241381	mW	PASS
Frequency at Peak	--	--	2402.013	MHz	INFO

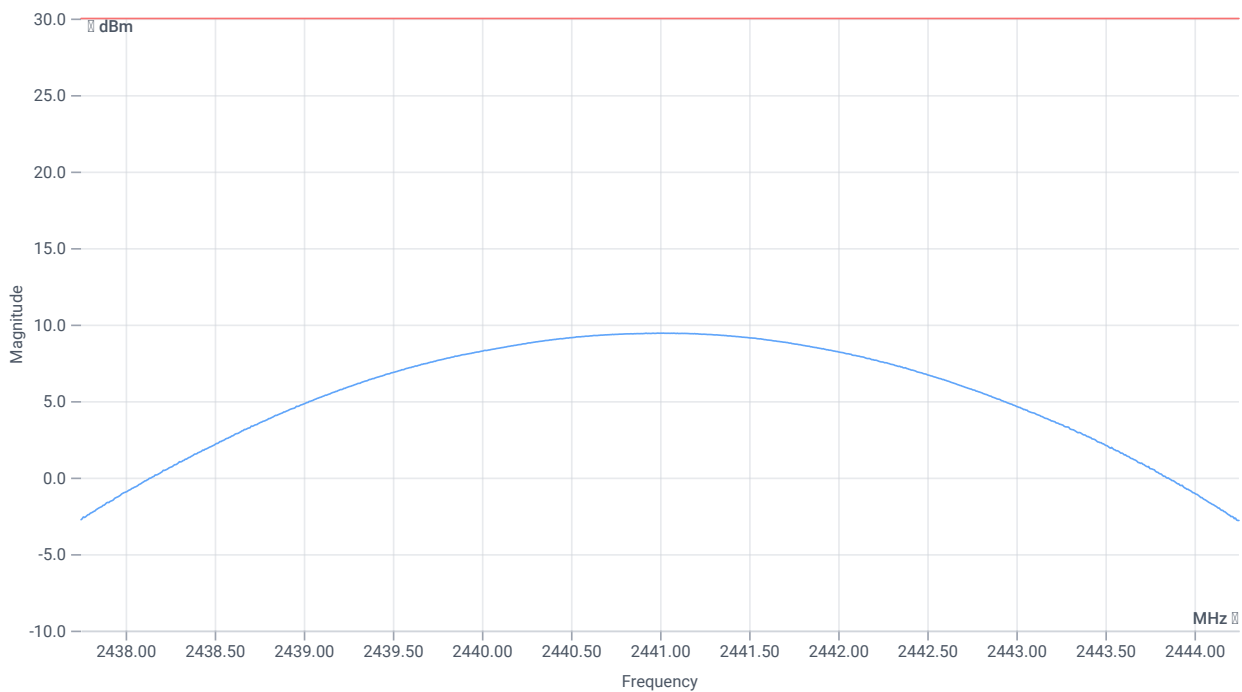
Test at TX 2441 MHz

RESULT: Reference Power cond.

Test Description	Lower Limit	Upper Limit	Measured	Unit	Verdict
Ref. Power 1MHz/1MHz cond.	--	--	8.64	dBm	INFO
Ref. Frequency	--	--	2441.000	MHz	INFO

READ SA SETTINGS:

RefLevel [dBm] RefLevelOffset [dB] InpAtt [dB]	18.64 10.8 25
Start [MHz] Stop [MHz]	2437.750 2444.250
RBW [MHz] VBW [MHz]	3.000000 10.000000
Detector TraceMode	POS MAXH
Sweep: Time [ms] Count Points per Section Type	1000 10 1001 SWE



Peak output power

RESULT

Test Description	Lower Limit	Upper Limit	Measured	Unit	Verdict
Peak Power	--	30.00	9.44	dBm	PASS
Peak Power	--	1000	8.790225	mW	PASS
Frequency at Peak	--	--	2440.987	MHz	INFO

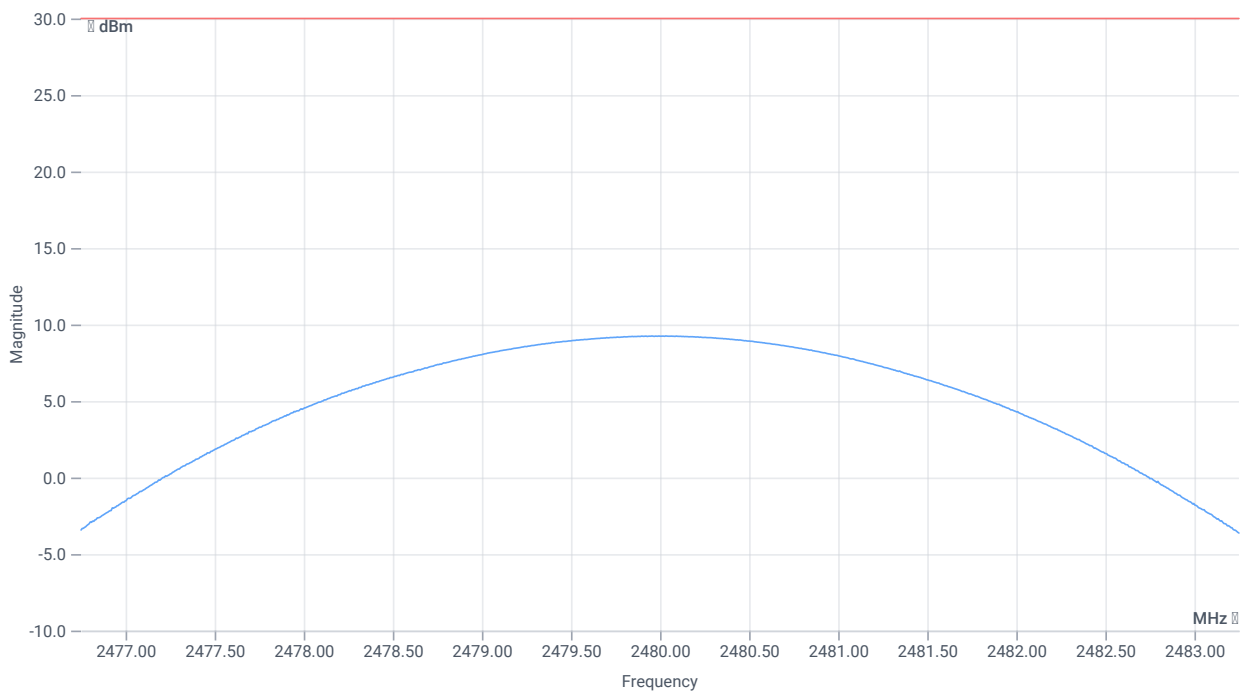
Test at TX 2480 MHz

RESULT: Reference Power cond.

Test Description	Lower Limit	Upper Limit	Measured	Unit	Verdict
Ref. Power 1MHz/1MHz cond.	--	--	8.18	dBm	INFO
Ref. Frequency	--	--	2479.900	MHz	INFO

READ SA SETTINGS:

RefLevel [dBm] RefLevelOffset [dB] InpAtt [dB]	18.18 10.85 25
Start [MHz] Stop [MHz]	2476.750 2483.250
RBW [MHz] VBW [MHz]	3.000000 10.000000
Detector TraceMode	POS MAXH
Sweep: Time [ms] Count Points per Section Type	1000 10 1001 SWE



Peak output power

RESULT

Test Description	Lower Limit	Upper Limit	Measured	Unit	Verdict
Peak Power	--	30.00	9.25	dBm	PASS
Peak Power	--	1000	8.413951	mW	PASS
Frequency at Peak	--	--	2480.032	MHz	INFO

Verdict

PASS

FCC 15.247 # TX spurious conducted 20dBc ~ BT Classic EDR Pi/4DQPSK

Test References

TC Start	23.02.2023 10:21:46
Ambit Temp [°C] Humidity [rel%]	28.0 28
System Version	3.5.0.3
Test Specification	FCC 15.247 -
Test Method	IF DTS then 8.5 DTS emissions in non-restricted frequency bands: Subclause 11.11 of ANSI C63.10 is applicable
TC Version	0.0.1
My Description	FCC 15.247 TX Emissions Conducted FHSS - BT Classic EDR Pi/4DQPSK

Add. Information

EUT Common Settings BT Classic

Intermodulation Value N	3
Image Freq. Low Mid High [MHz]	0 0 0
Power Class	1
Power Control	Enhanced
Longest Supported Packet Type	DH5
RF Supported	Basic Rate True EDR Pi/4DQPSK True EDR 8DPSK True
Testmode	LOOPback
Perform Inquiry	Yes
EUT BT Address (if Inquiry No)	F44EFD4F7ADB
Signaling BT Address	BABEBEDADBAD
Switch Matrix & Pathcompensation enabled	Yes

Test Parameter

Technology to test	BT Classic EDR Pi/4DQPSK
Antenna Port used	1
Temperature	nom
Voltage	nom
Frequency low to test	True Freq [MHz] 2402
Frequency mid to test	True Freq [MHz] 2441
Frequency high to test	True Freq [MHz] 2480
Auto Control enabled Power Supply Climatic Box	No No
Additional Path Loss [dB]	0.7
Switched Path	EUT - SignalingUnit - SpectrumAnalyzer

Test Equipment

Signal analyzer,Rohde&Schwarz,FSV-30,1321.3008K30/103809,3.70

Signaling unit,Rohde&Schwarz,CMW,1201.0002k75/102550,4.0.62

Switch matrix,CTCadvanced,RSM-1 NI DAQ,29655273,NI