

Uppgjord (även faktaansvarig om annan) - Prepared (also subject responsible if other)		Nr - No.		
ERV/NH MLA		102 01-KRD 102 303 Uen		
Dokansv/Godkänd - Doc respons/Approved	Kontr - Checked	Datum - Date	Rev	File
ERV/SHC (A. M. Andersson)		1999-10-12	PA1	

Marking instruction
Mobitex M3090 Modem

MARKING OF PRINTED BOARD ASSEMBLY AND PACKAGE

1	GENERAL	1
2	LABEL TYPE DESIGNATION	1
3	MARKING OF PRINTED BOARD ASSEMBLY	4
3.1	M3090 Assembled unit, ROA 117 9109/1.....	4
3.2	M3090 Complete modem, KRD 102 303/X.....	5
3.3	M3090 Complete modem, KRD 102 303/0.....	6
4	PACKING SYSTEM	6
4.1	Packing system, KRD 102 303/X.	6

1 **GENERAL**

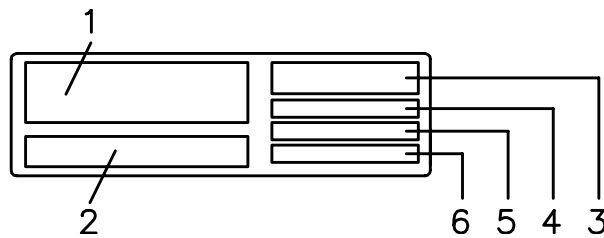
This document describe marking of printed board assembly for Mobitex M3090 Modem.

Place the labels according to the instruction.

2 **LABEL TYPE DESIGNATION**

Label type A:

Product number: SVF 930 988/7
 Size: 37 x 10.8 mm
 Colour: white with black print

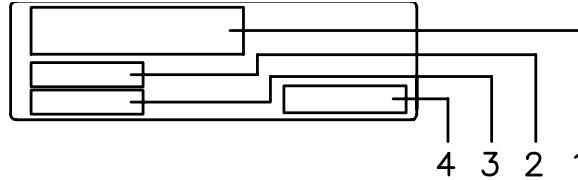


- 1. Bar code PDF417
- 2. Bar code Code 128
- 3. Product number, Revision state and Date of production
- 4. Function designation
- 5. Product serial number
- 6. Corporate Logotype

Uppgjord (även faktaansvarig om annan) - Prepared (also subject responsible if other)		Nr - No.		
		102 01-KRD 102 303 Uen		
Dokansv/Godkänd - Doc respons/Approved	Kontr - Checked	Datum - Date	Rev	File
		1999-10-12	PA1	

Label type D:

Product number: SVF 930 988/7
 Size: 37 x 10.8 mm
 Colour: white with black print

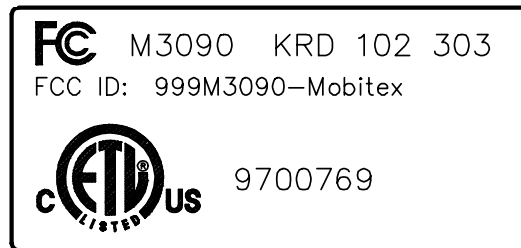


NOTE: Make sure that the delivered product has correct product number (ex. KRD 102 303/1) and correct function description (ex. M3090).

1. Product number, Revision state and Date of production
2. Function designation
3. Factory code
4. Corporate Logotype


Label type E:

Product number: SVF 930 988/1
 Size: 37 x 17.2 mm
 Colour: white with black print



Label type F:

Product number: SVF 930 988/1
 Size: 37 x 17.2 mm
 Colour: white with black print

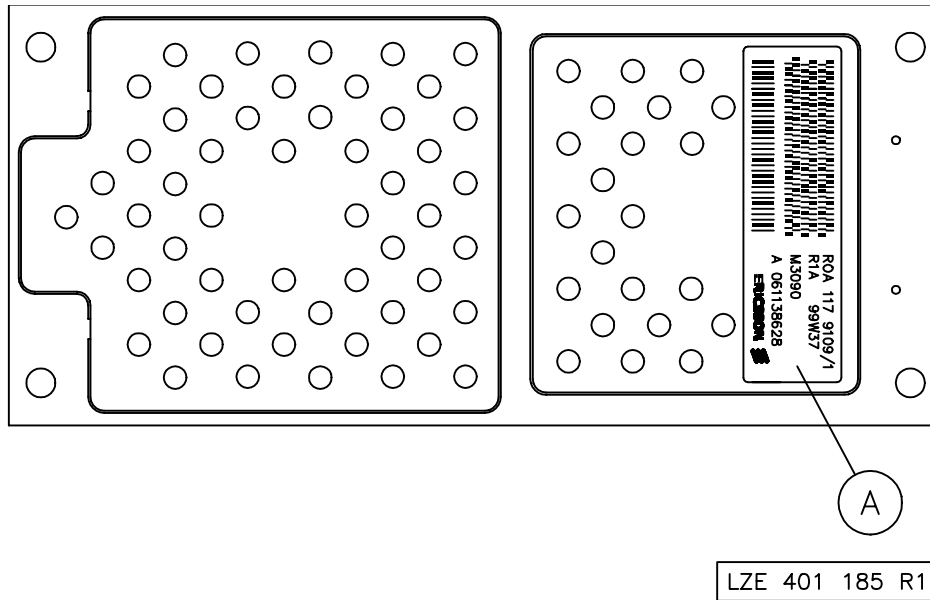


Uppgjord (även faktaansvarig om annan) - Prepared (also subject responsible if other)		Nr - No.		
		102 01-KRD 102 303 Uen		
Dokansv/Godkänd - Doc respons/Approved	Kontr - Checked	Datum - Date	Rev	File
		1999-10-12	PA1	

3 **MARKING OF PRINTED BOARD ASSEMBLY**

3.1 **M3090 Assembled unit, ROA 117 9109/1.**

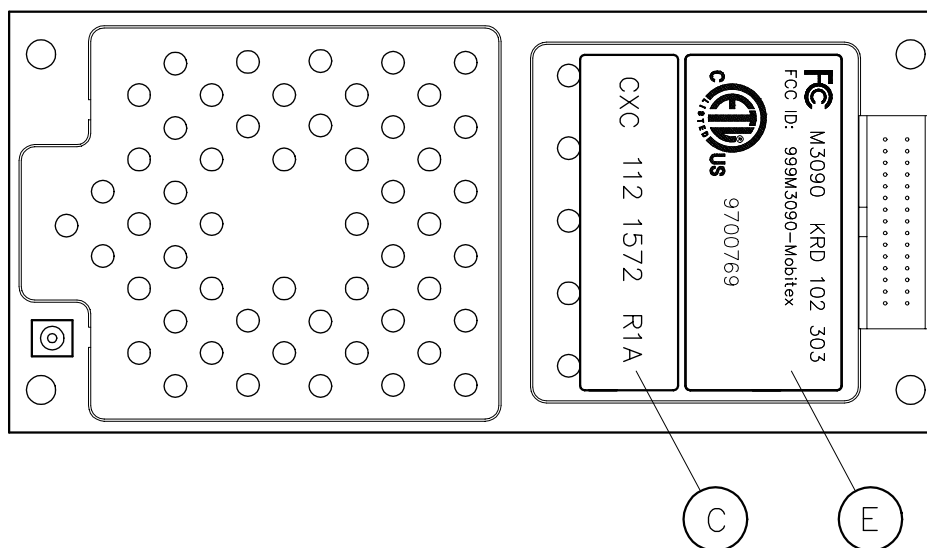
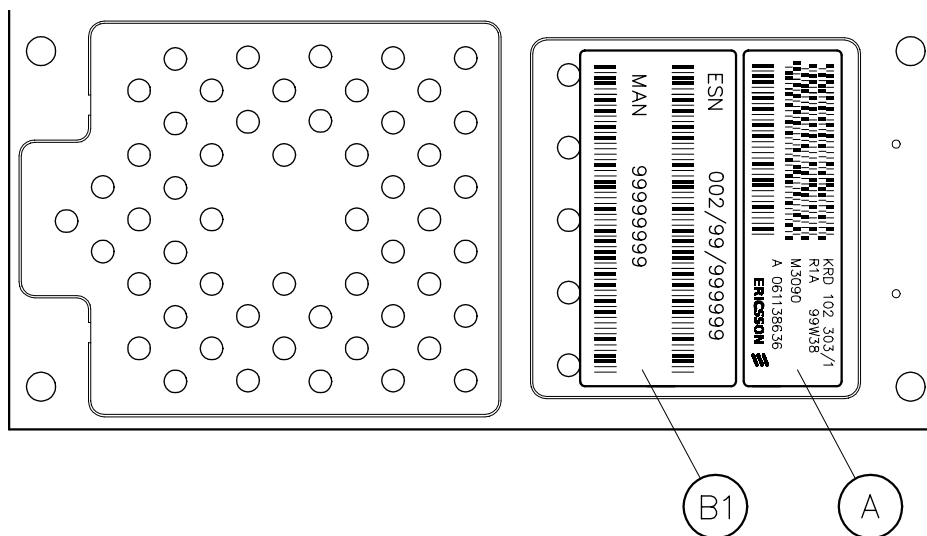
Mark the product with label A after mounting of the printed board. Place it on the secondary side according to the picture.



Uppgjord (även faktaansvarig om annan) - Prepared (also subject responsible if other)	Nr - No.	102 01-KRD 102 303 Uen	
Dokansv/Godkänd - Doc respons/Approved	Kontr - Checked	Datum - Date	Rev
		1999-10-12	PA1
			File

3.2 M3090 Complete modem, KRD 102 303/X.

Mark the product with the labels A, B1, C and E before the test.
 Place the label A and B1 on the secondary side according to the picture.
 Apply the label A over the exciting label with print ROA 117 9109/1.
 Apply label C and E on the primary side according to the picture.
 One label B shall be packed into the ESD bag.



LZE 401 186 R1

Uppgjord (även faktaansvarig om annan) - Prepared (also subject responsible if other)		Nr - No.		
		102 01-KRD 102 303 Uen		
Dokansv/Godkänd - Doc respons/Approved	Kontr - Checked	Datum - Date	Rev	File
		1999-10-12	PA1	

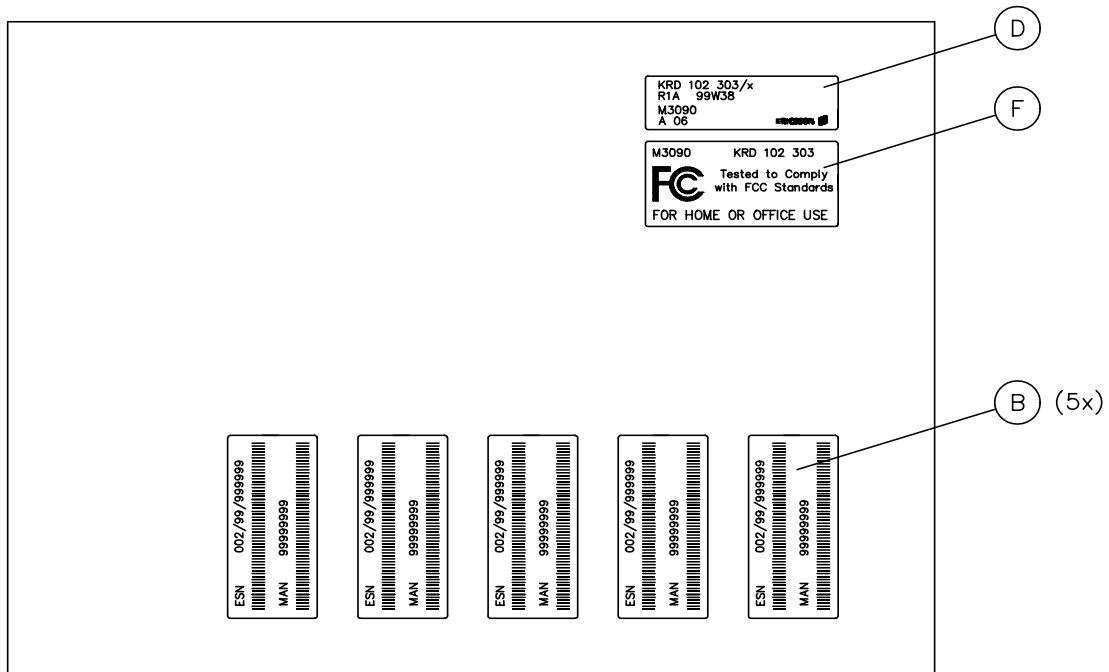
3.3 M3090 Complete modem, KRD 102 303/0.

Mark the product same as KRD 102 303/x, except the label B1. See section 3.2. Apply the label B2 instead of B1.

4 PACKING SYSTEM

4.1 Packing system, KRD 102 303/X.

Place the label B, one from each board (5x), on the box. Also place the labels D and F according to the picture.



LZE 401 188 R1