



### 6. 6dB Bandwidth Measurement Data

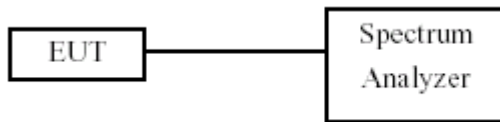
#### 6.1 Test Limit

The minimum of 6dB Bandwidth Measurement is 0.5 MHz.

#### 6.2 Test Procedures

- a. The transmitter output was connected to the spectrum analyzer.
- b. Set RBW of spectrum analyzer to 1~5% of the emission bandwidth and VBW ≥ 3x RBW.
- c. The 6 dB bandwidth is defined as the total spectrum the power of which is higher than peak power minus 6 dB.
- d. The 6dB Bandwidth was measured and recorded.

#### 6.3 Test Setup Layout



#### 6.4 Measurement Equipment

Instrument/Ancillary	Manufacturer	Model No.	Serial No.	Calibration Date	Valid Date
Spectrum Analyzer	R&S	FSP40	100219	2011/11/24	2012/11/23

#### 6.5 Test Result and Data

Test Date: Jun. 28, 2012

Temperature: 24

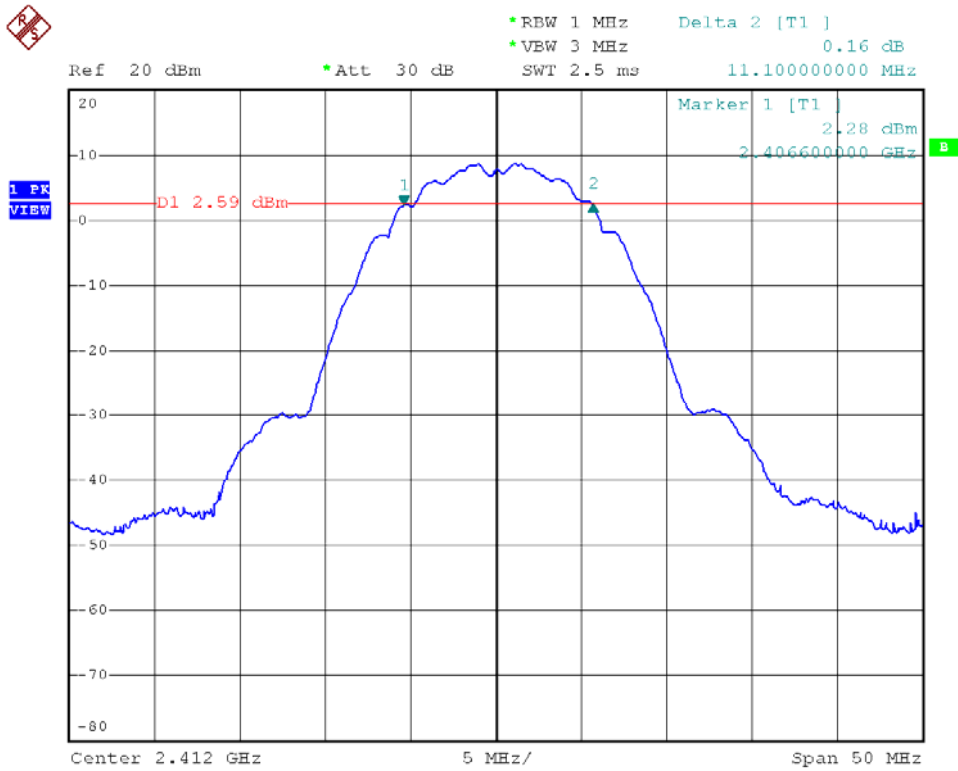
Atmospheric pressure: 1020 hPa

Humidity: 65%

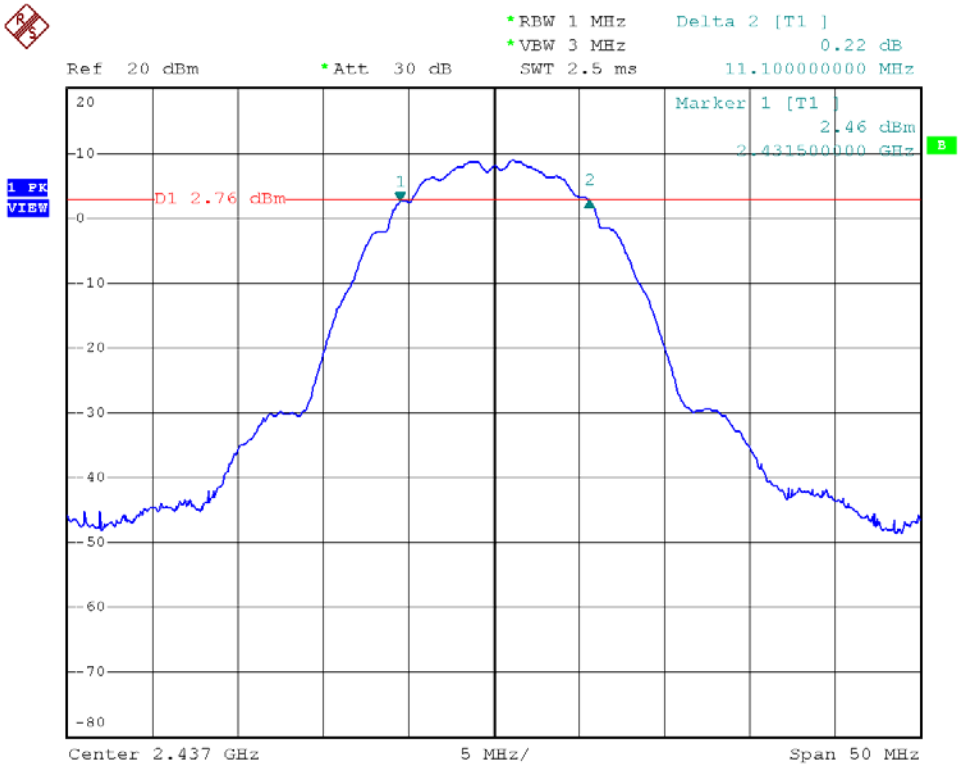
Modulation Standard	Channel	Frequency (MHz)	6dB Bandwidth (MHz)
802.11b (11Mbps)	01	2412	11.1
	06	2437	11.1
	11	2462	11.1
802.11g (54Mbps)	01	2412	16.7
	06	2437	16.8
	11	2462	16.8
802.11n HT20 (65Mbps)	01	2412	18.2
	06	2437	18.2
	11	2462	18.1
802.11n HT40 (135Mbps)	03	2422	36.4
	06	2437	36.4
	09	2452	36.4



Modulation Standard: 802.11b (11Mbps)  
Channel: 01

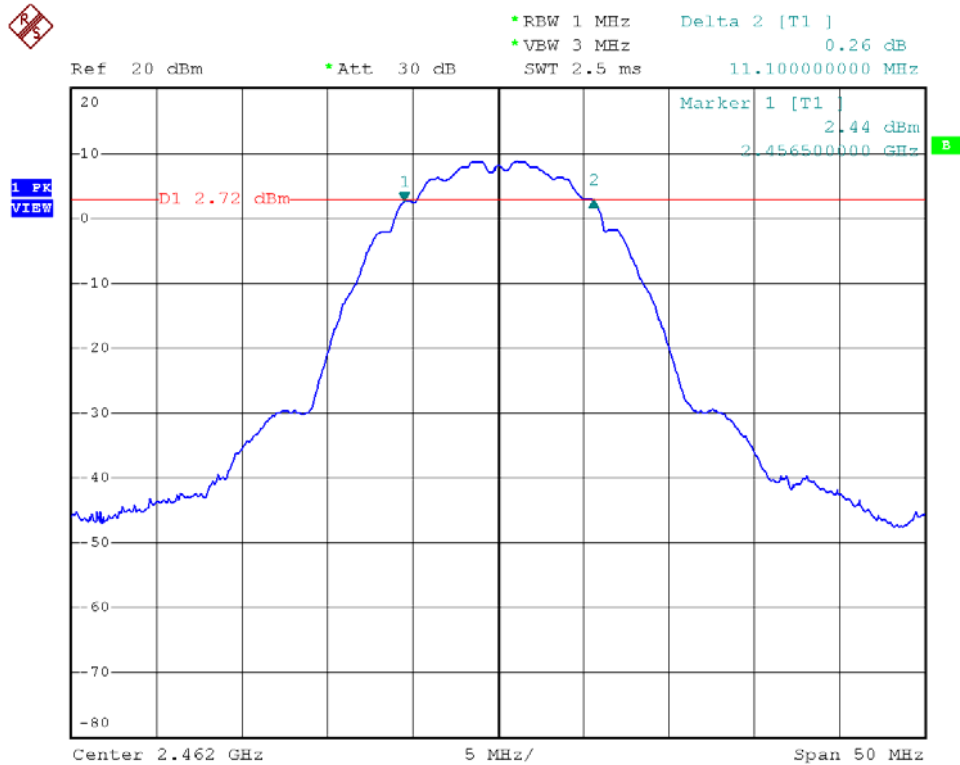


Modulation Standard: 802.11b (11Mbps)  
Channel: 06

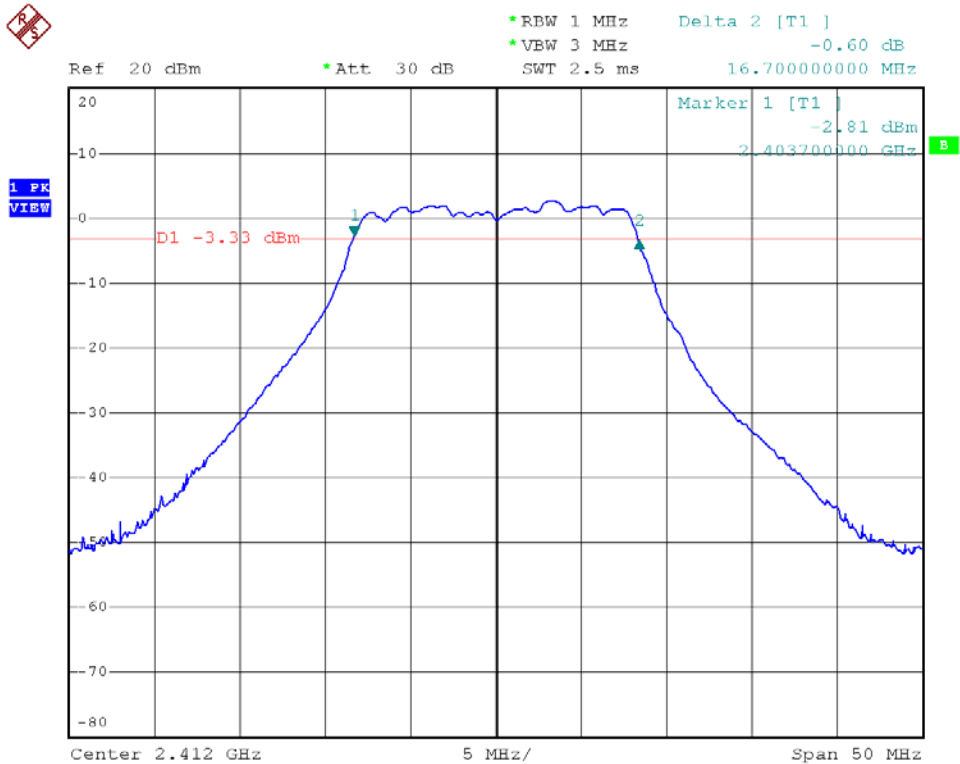




Modulation Standard: 802.11b (11Mbps)  
Channel: 11

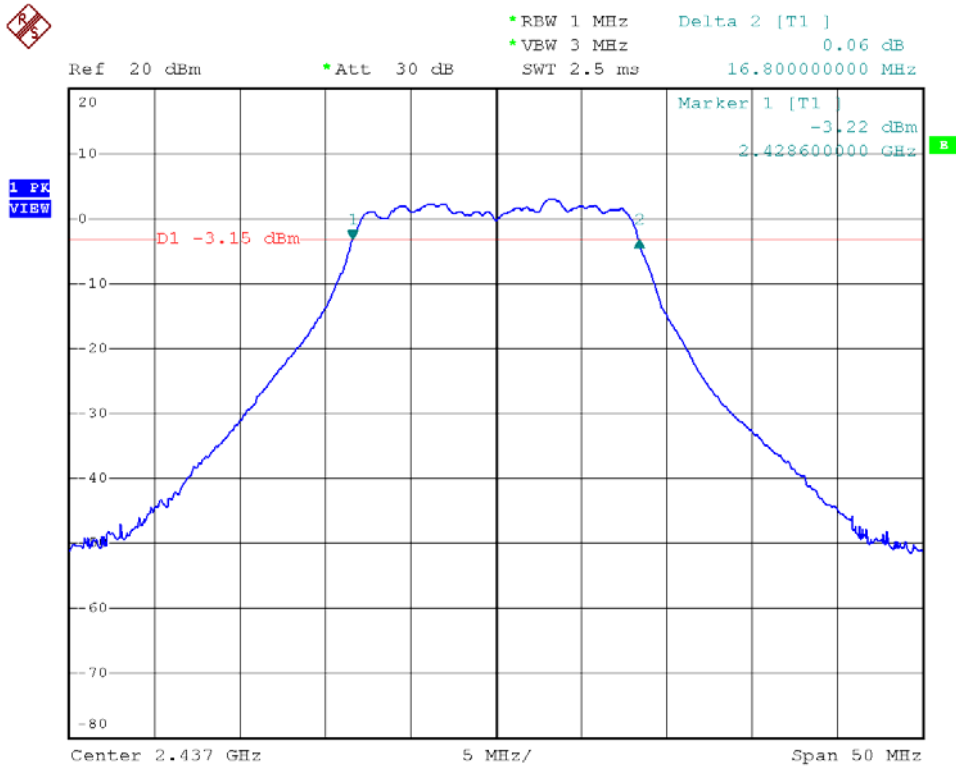


Modulation Standard: 802.11g (54Mbps)  
Channel: 01

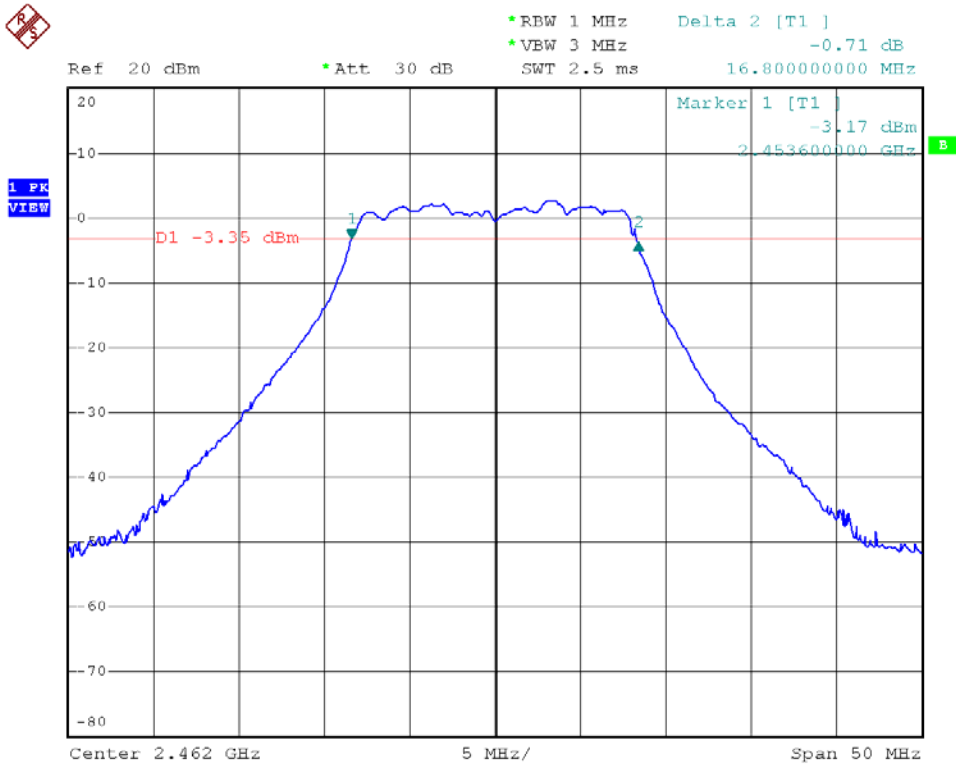




Modulation Standard: 802.11g (54Mbps)  
Channel: 06

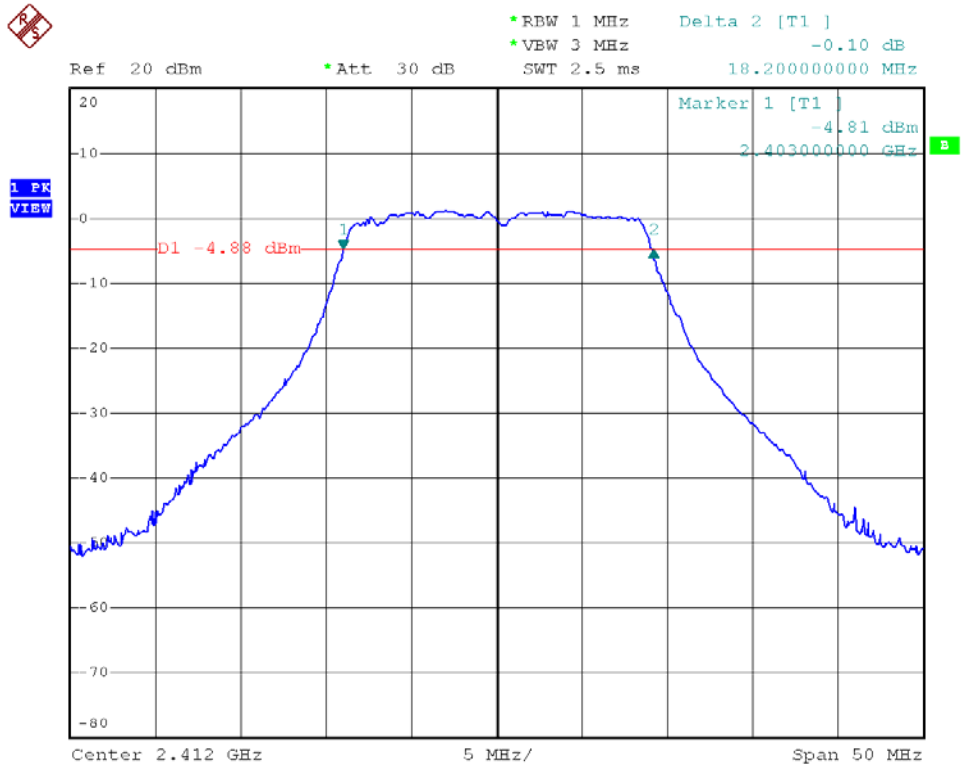


Modulation Standard: 802.11g (54Mbps)  
Channel: 11

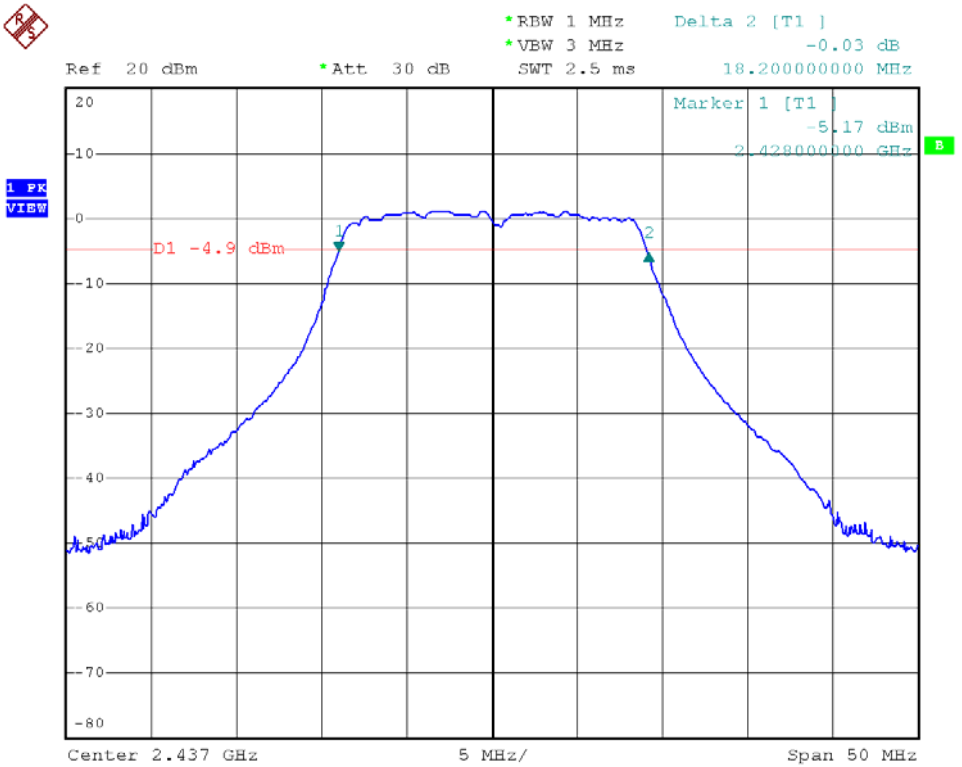




Modulation Standard: 802.11n HT20 (65Mbps)  
Channel: 01

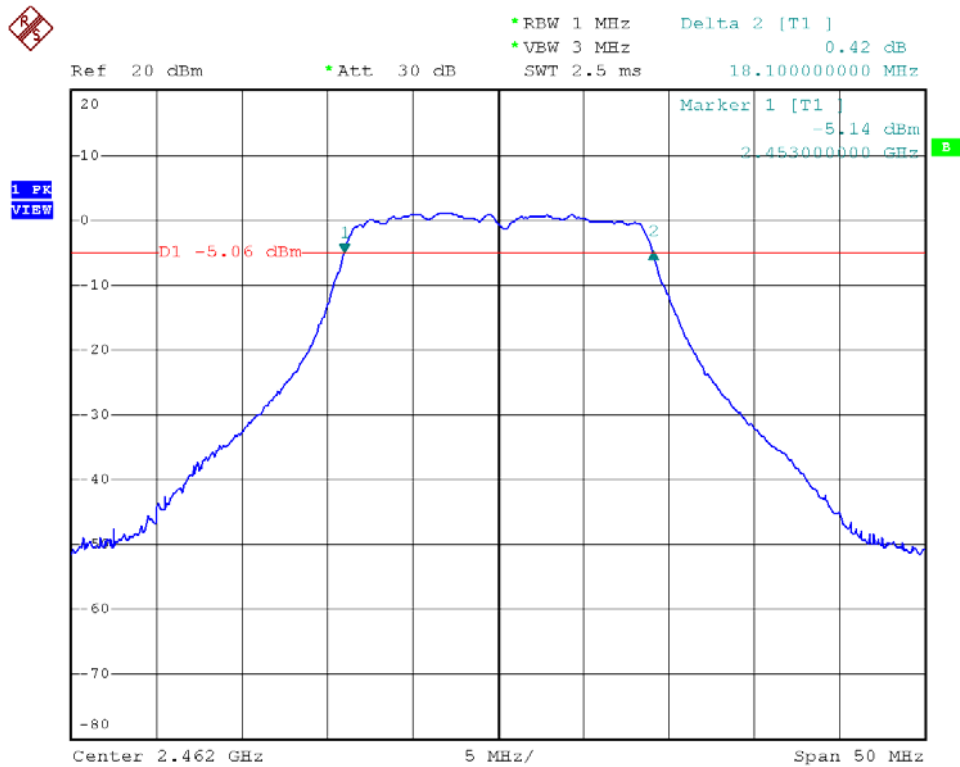


Modulation Standard: 802.11n HT20 (65Mbps)  
Channel: 06

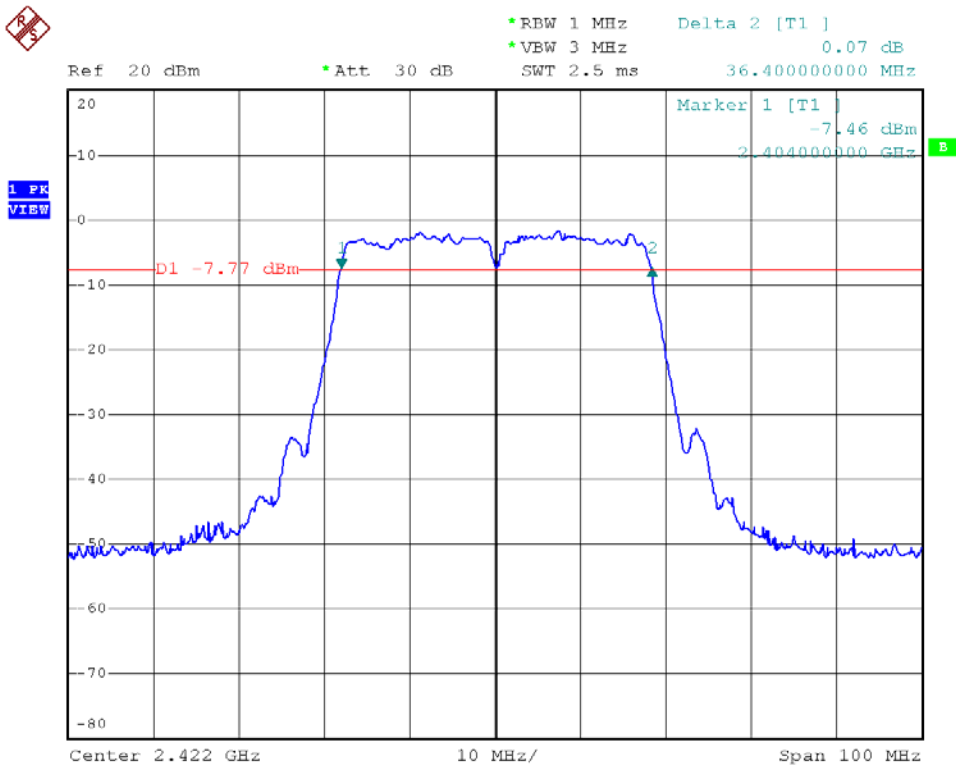




Modulation Standard: 802.11n HT20 (65Mbps)  
Channel: 11

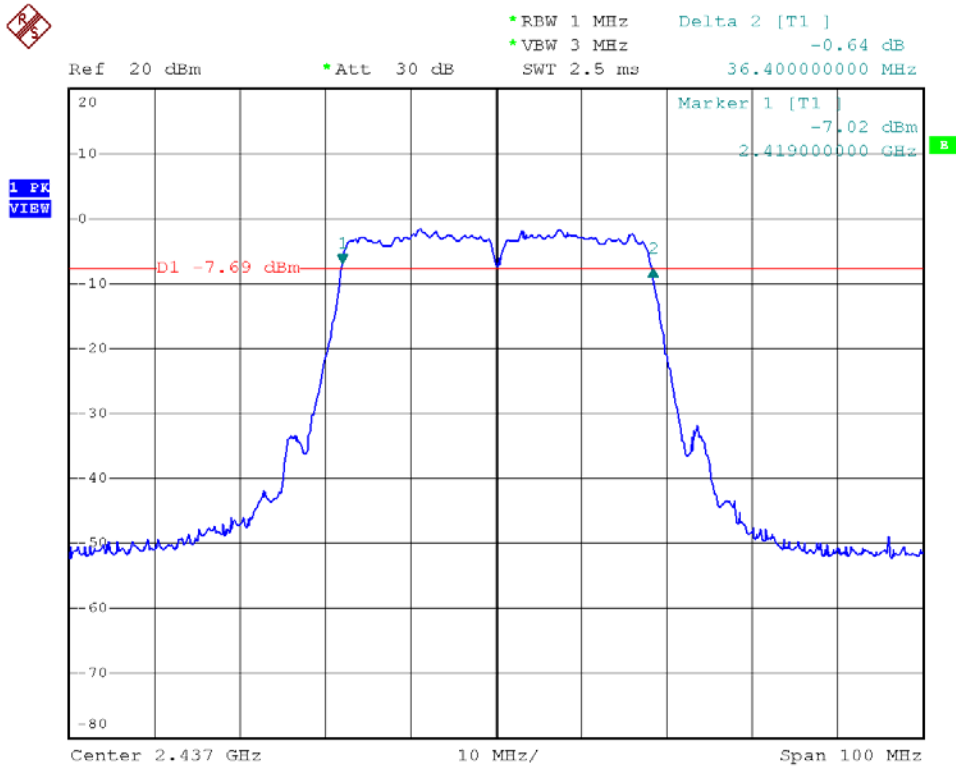


Modulation Standard: 802.11n HT40 (135Mbps)  
Channel: 03

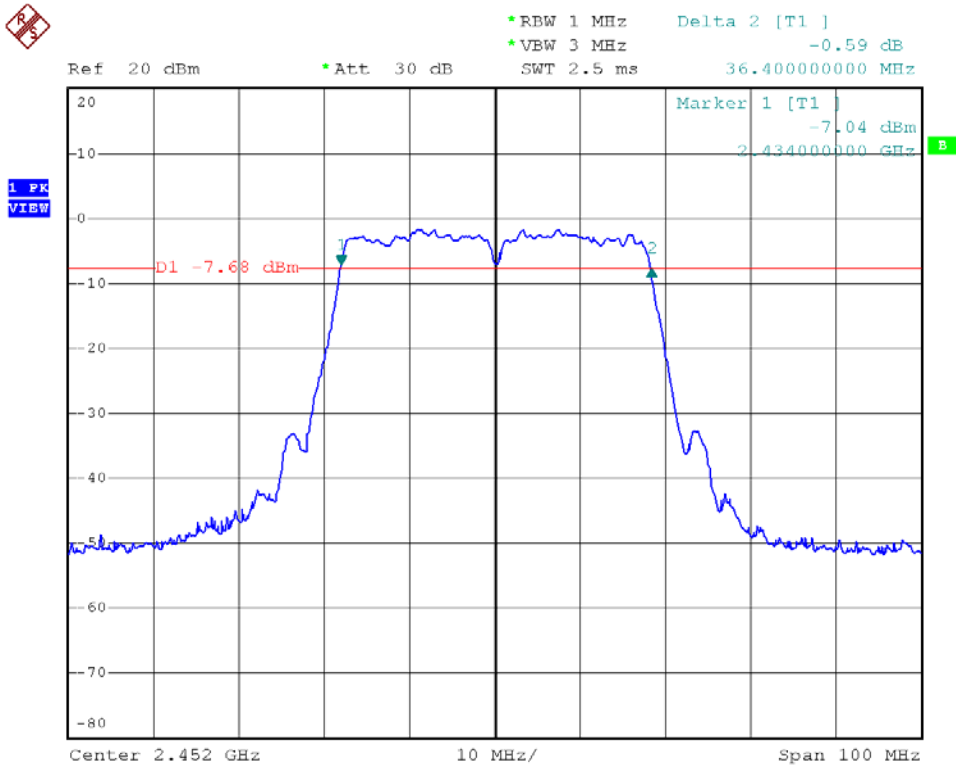




Modulation Standard: 802.11n HT40 (135Mbps)  
Channel: 06



Modulation Standard: 802.11n HT40 (135Mbps)  
Channel: 09





## 7. Maximum Peak and Average Output Power


### 7.1 Test Limit

The Maximum Peak Output Power Measurement is 30dBm.

### 7.2 Test Procedures

- a. The transmitter output was connected to the spectrum analyzer.
- b. Set RBW of spectrum analyzer to 1MHz and VBW to 3MHz.
- c. Set detector mode to peak (for peak output power) or set detector mode to RMS (for average output power). Trace averaging in power averaging (RMS) mode must be performed over a minimum of 100 traces.
- d. Use the spectrum analyzer's integrated band power measurement function with band limits set equal to the EBW band edges.
- e. The maximum peak and average output power was measured and recorded.

### 7.3 Test Setup Layout



### 7.4 Measurement Equipment

Instrument/Ancillary	Manufacturer	Model No.	Serial No.	Calibration Date	Valid Date
Spectrum Analyzer	R&S	FSP40	100219	2011/11/24	2012/11/23





### 7.5 Test Result and Data

Test Date: Jun. 28, 2012

Temperature: 24

Atmospheric pressure: 1020 hPa

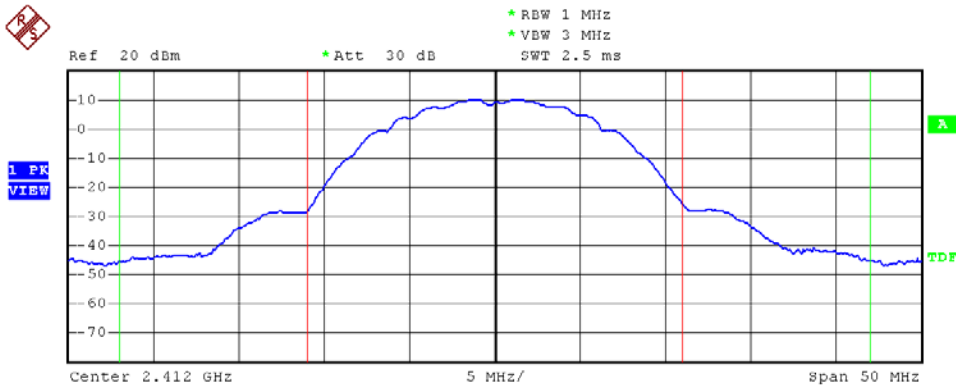
Humidity: 65%

Modulation Standard	Channel	Frequency (MHz)	Peak Power Output (dBm)		Power Output (mW)	
			Peak	Average	Peak	Average
802.11b (11Mbps)	01	2412	18.15	14.06	65.3	25.5
	06	2437	18.37	14.30	68.7	26.9
	11	2462	18.42	14.19	69.5	26.2
802.11g (54Mbps)	01	2412	14.09	8.38	25.6	6.9
	06	2437	14.22	8.47	26.4	7.0
	11	2462	14.07	8.32	25.5	6.8

Modulation Standard	Channel	Frequency (MHz)	Peak Power Output (dBm)		Power Output (mW)	
			Peak	Average	Peak	Average
802.11n HT20 (65Mbps)	01	2412	13.37	7.77	21.7	6.0
	06	2437	13.46	7.96	22.2	6.3
	11	2462	13.26	7.75	21.2	6.0
802.11n HT40 (135Mbps)	03	2422	13.32	7.61	21.5	5.8
	06	2437	13.25	7.58	21.1	5.7
	09	2452	13.21	7.79	20.9	6.0

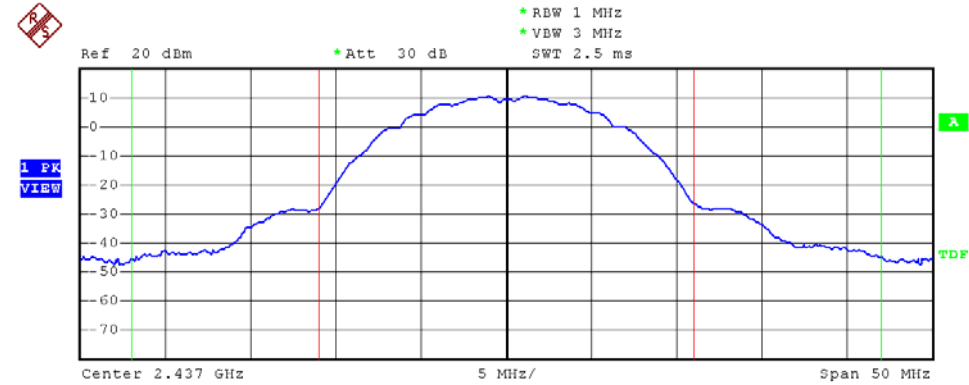


Modulation Standard: 802.11b (54Mbps), Peak Power Output Channel: 01



<b>Tx Channel</b>			
Bandwidth	22 MHz	Power	18.15 dBm
<b>Adjacent Channel</b>			
Bandwidth	11 MHz	Lower	-41.93 dB
Spacing	16.5 MHz	Upper	-40.99 dB
<b>Alternate Channel</b>			
Bandwidth	11 MHz	Lower	-----
Spacing	27.5 MHz	Upper	-----

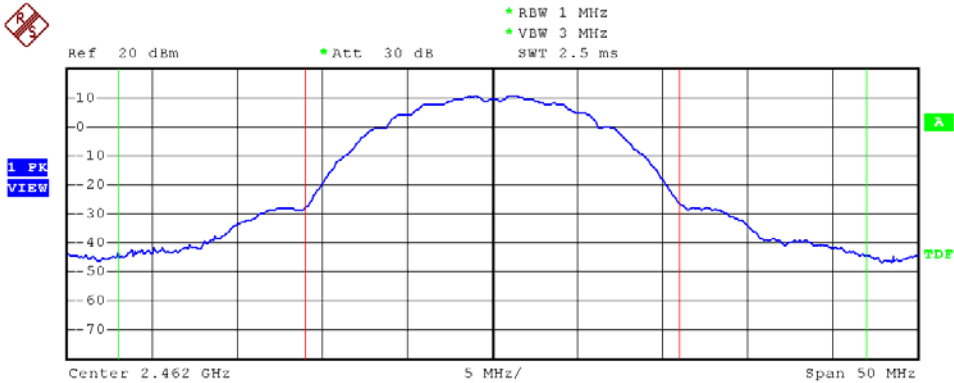
Modulation Standard: 802.11b (11Mbps), Peak Power Output Channel: 06



<b>Tx Channel</b>			
Bandwidth	22 MHz	Power	18.37 dBm
<b>Adjacent Channel</b>			
Bandwidth	11 MHz	Lower	-42.29 dB
Spacing	16.5 MHz	Upper	-41.47 dB
<b>Alternate Channel</b>			
Bandwidth	11 MHz	Lower	-----
Spacing	27.5 MHz	Upper	-----

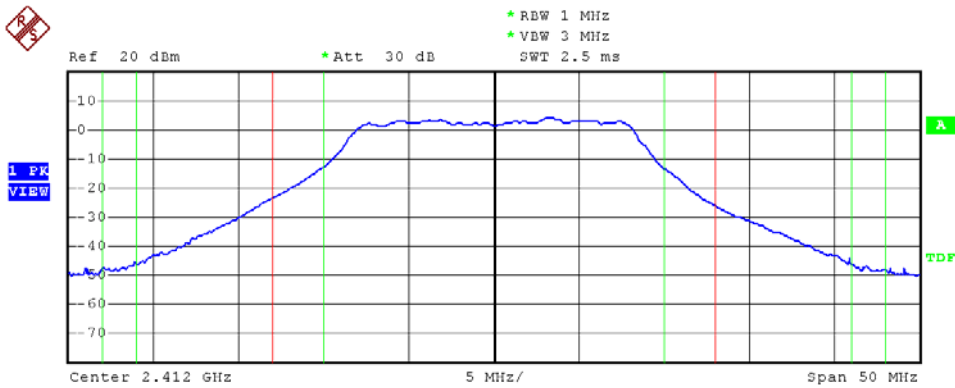


Modulation Standard: 802.11b (11Mbps), Peak Power Output Channel: 11



<b>Tx Channel</b>			
Bandwidth	22 MHz	Power	18.42 dBm
<b>Adjacent Channel</b>			
Bandwidth	11 MHz	Lower	-41.97 dB
Spacing	16.5 MHz	Upper	-41.58 dB
<b>Alternate Channel</b>			
Bandwidth	11 MHz	Lower	-----
Spacing	27.5 MHz	Upper	-----

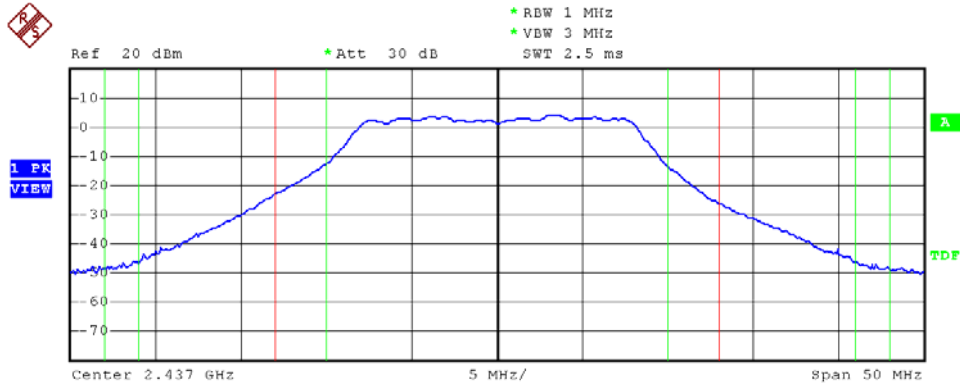
Modulation Standard: 802.11g (54Mbps), Peak Power Output Channel: 01



<b>Tx Channel</b>			
Bandwidth	26 MHz	Power	14.09 dBm
<b>Adjacent Channel</b>			
Bandwidth	13 MHz	Lower	-27.02 dB
Spacing	16.5 MHz	Upper	-28.23 dB
<b>Alternate Channel</b>			
Bandwidth	13 MHz	Lower	-----
Spacing	27.5 MHz	Upper	-----

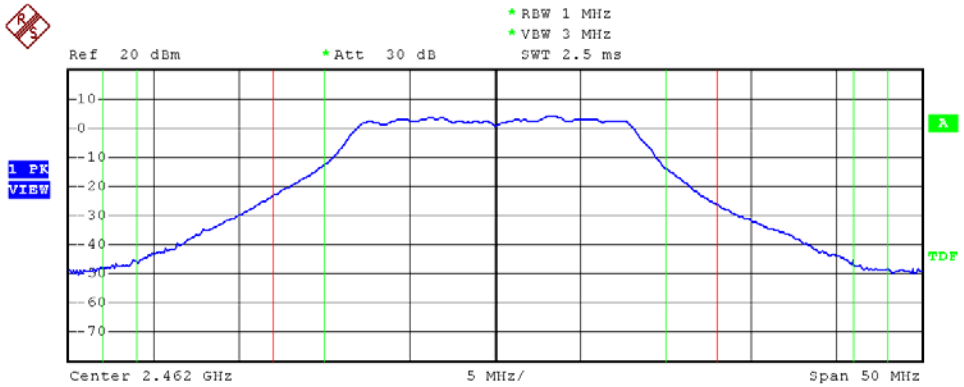


Modulation Standard: 802.11g (54Mbps), Peak Power Output Channel: 06



<b>Tx Channel</b>			
Bandwidth	26 MHz	Power	14.22 dBm
<b>Adjacent Channel</b>			
Bandwidth	13 MHz	Lower	-26.90 dB
Spacing	16.5 MHz	Upper	-28.50 dB
<b>Alternate Channel</b>			
Bandwidth	13 MHz	Lower	----
Spacing	27.5 MHz	Upper	----

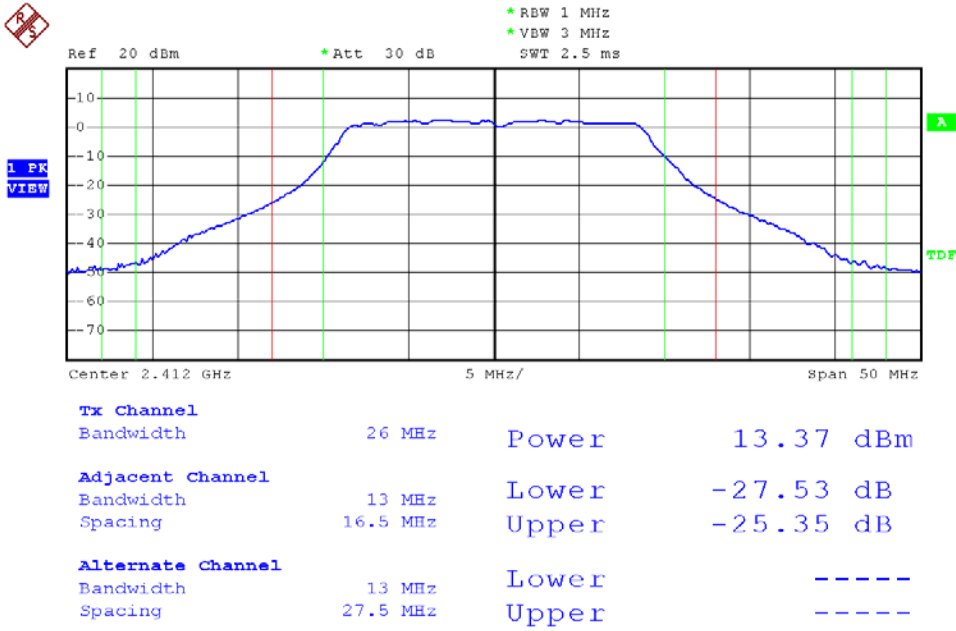
Modulation Standard: 802.11g (54Mbps), Peak Power Output Channel: 11



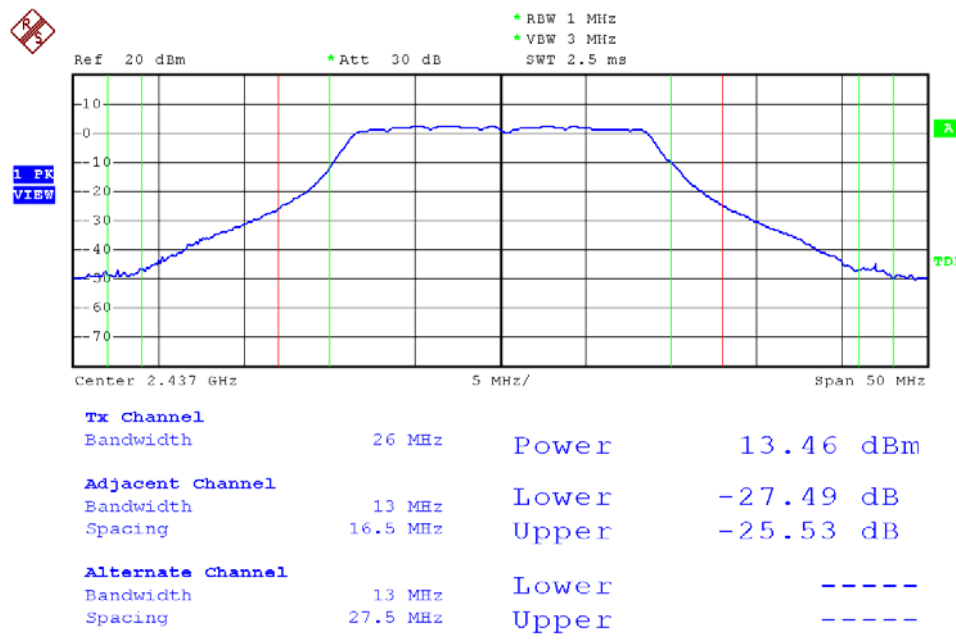
<b>Tx Channel</b>			
Bandwidth	26 MHz	Power	14.07 dBm
<b>Adjacent Channel</b>			
Bandwidth	13 MHz	Lower	-26.81 dB
Spacing	16.5 MHz	Upper	-28.60 dB
<b>Alternate Channel</b>			
Bandwidth	13 MHz	Lower	----
Spacing	27.5 MHz	Upper	----



Modulation Standard: 802.11n HT20 (65Mbps), Peak Power Output Channel: 01

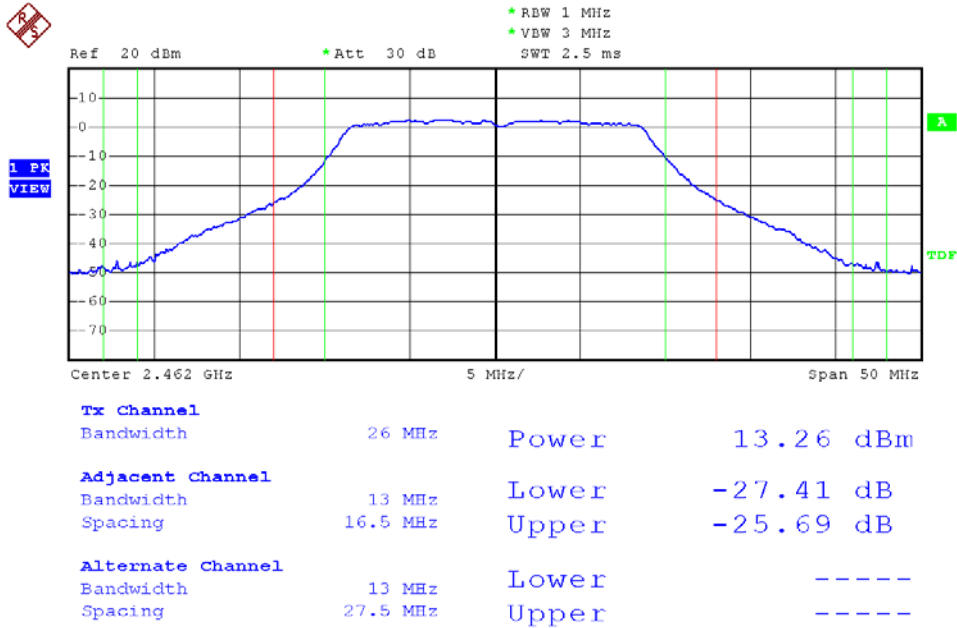


Modulation Standard: 802.11n HT20 (65Mbps), Peak Power Output Channel: 06

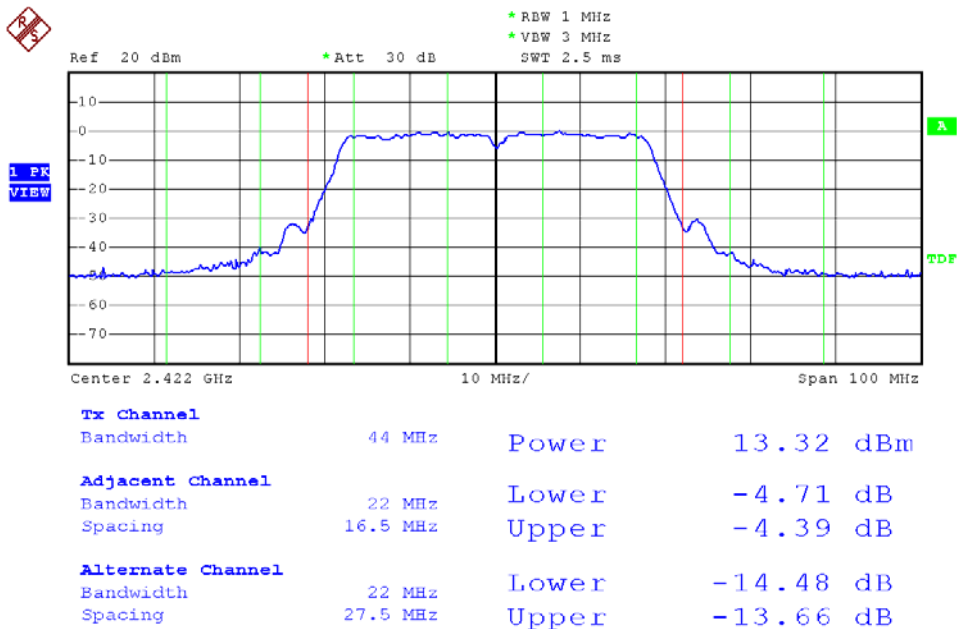




Modulation Standard: 802.11n HT20 (65Mbps), Peak Power Output Channel: 11

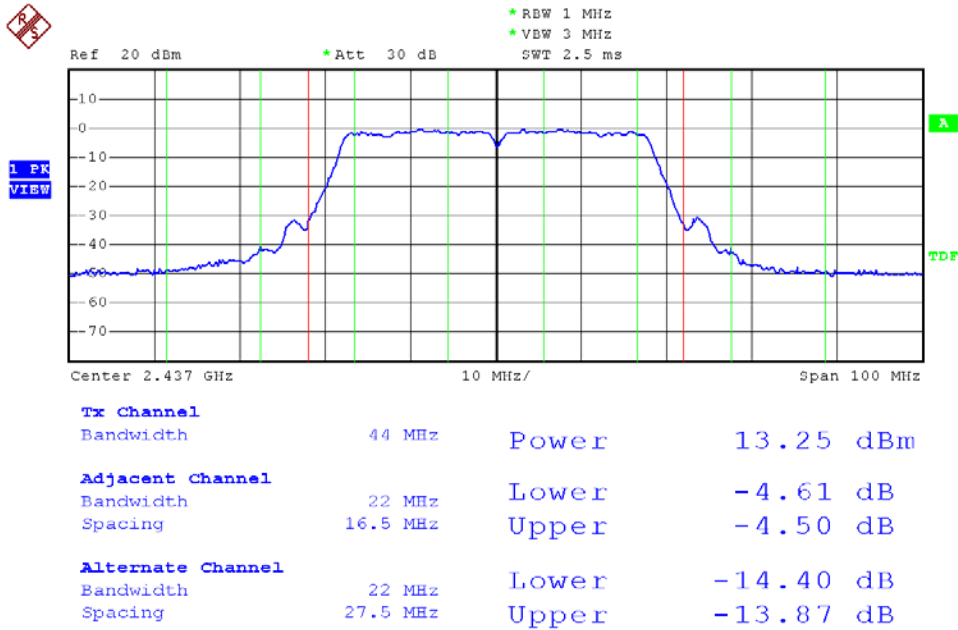


Modulation Standard: 802.11n HT40 (135Mbps), Peak Power Output Channel: 03

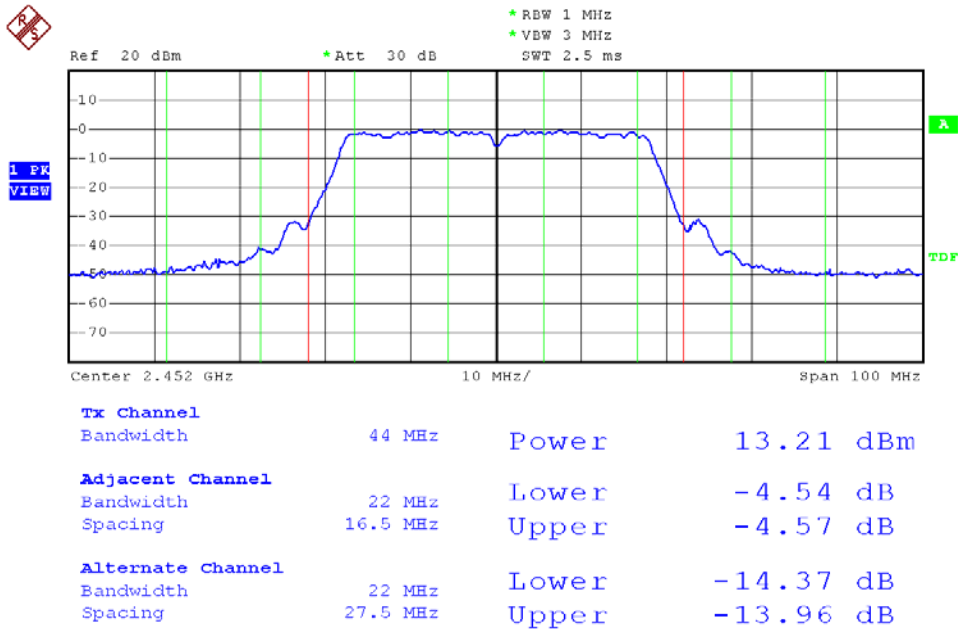




Modulation Standard: 802.11n HT40 (135Mbps), Peak Power Output Channel: 06

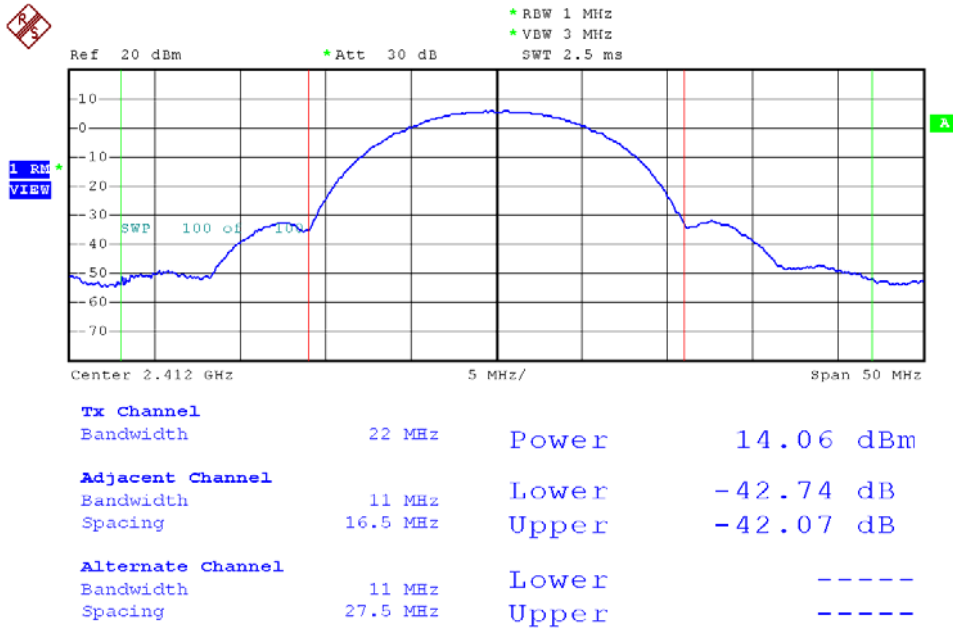


Modulation Standard: 802.11n HT40 (135Mbps), Peak Power Output Channel: 09

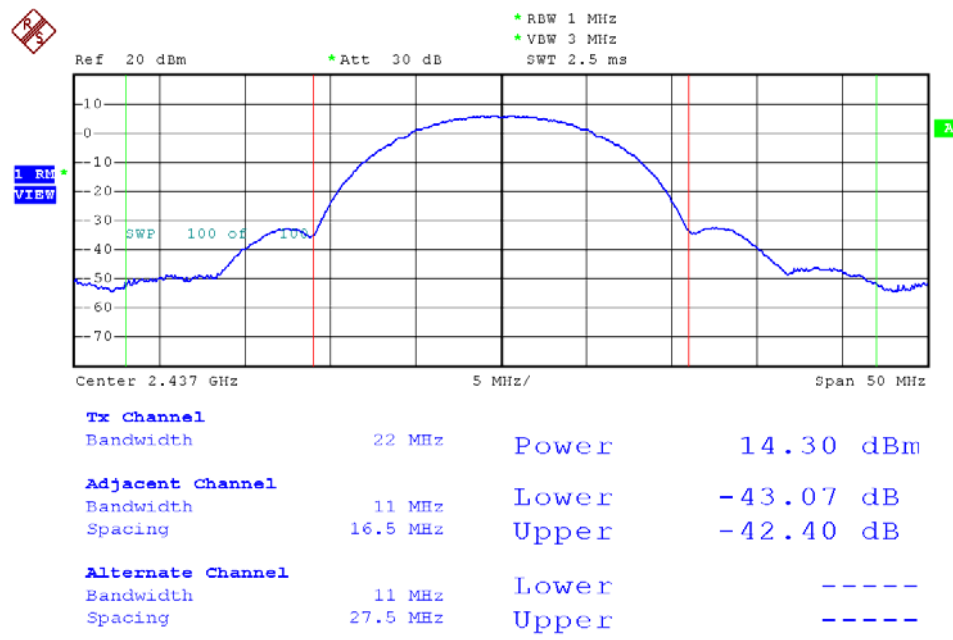




Modulation Standard: 802.11b (11Mbps), Average Power Output Channel: 01



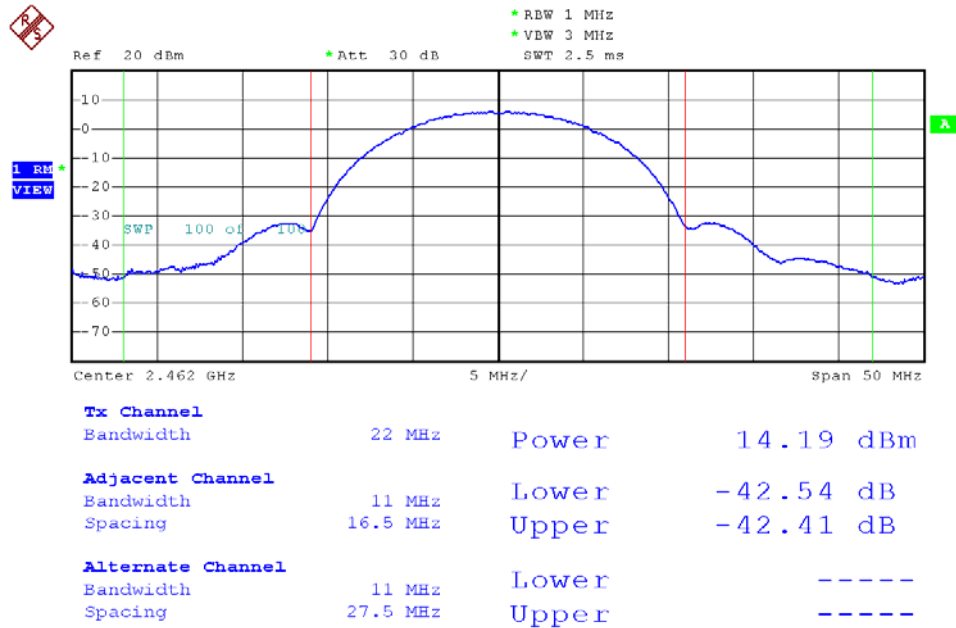
Modulation Standard: 802.11b (11Mbps), Average Power Output Channel: 06



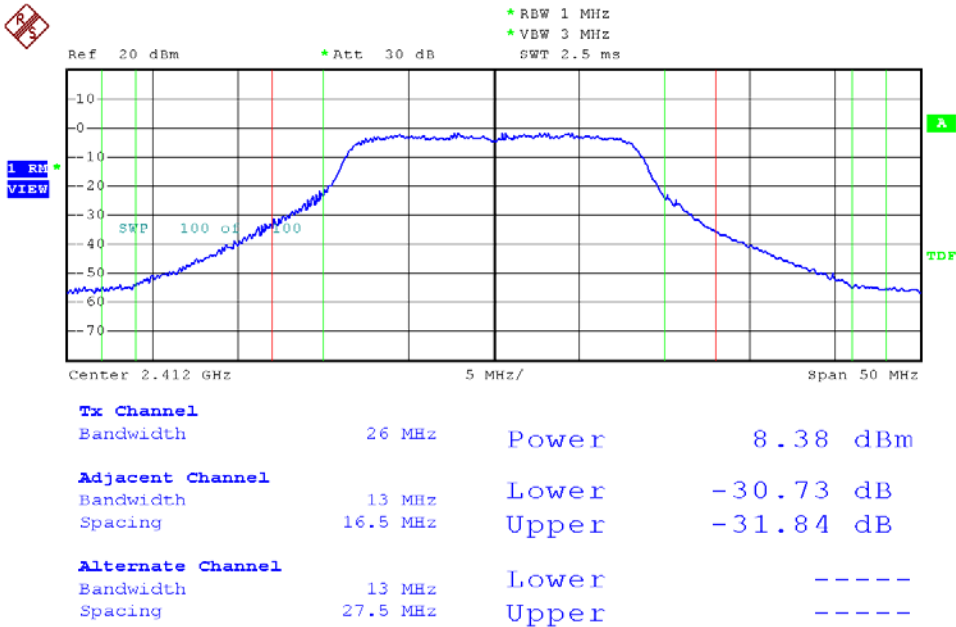




Modulation Standard: 802.11b (11Mbps), Average Power Output Channel: 11

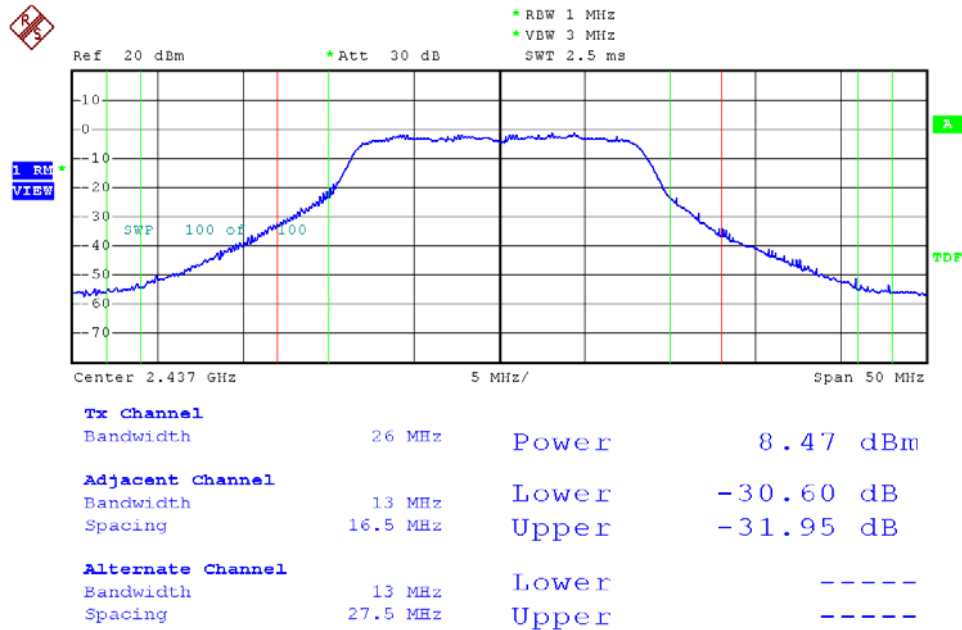


Modulation Standard: 802.11g (54Mbps), Average Power Output Channel: 01

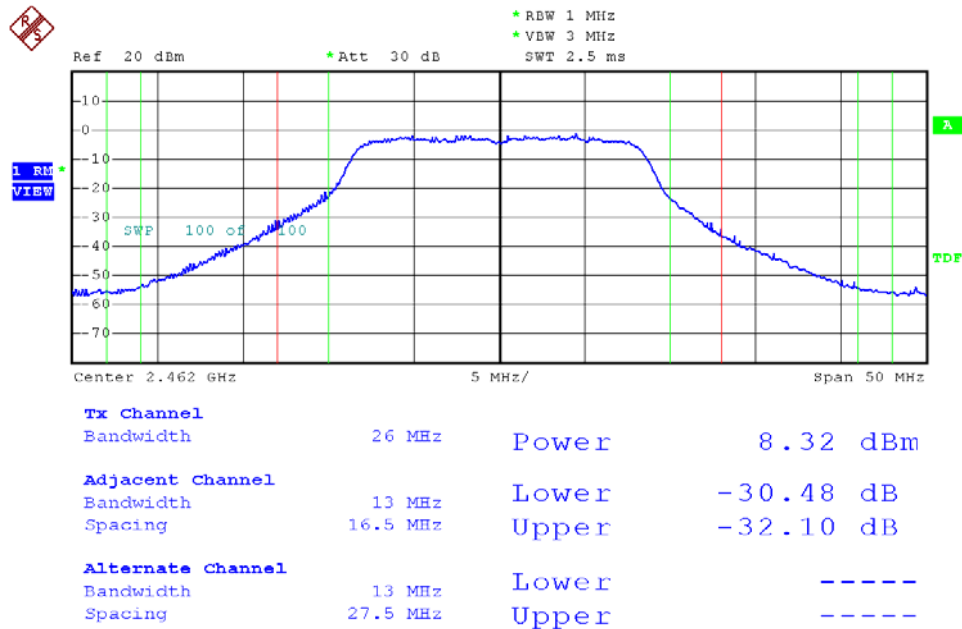




Modulation Standard: 802.11g (54Mbps), Average Power Output Channel: 06

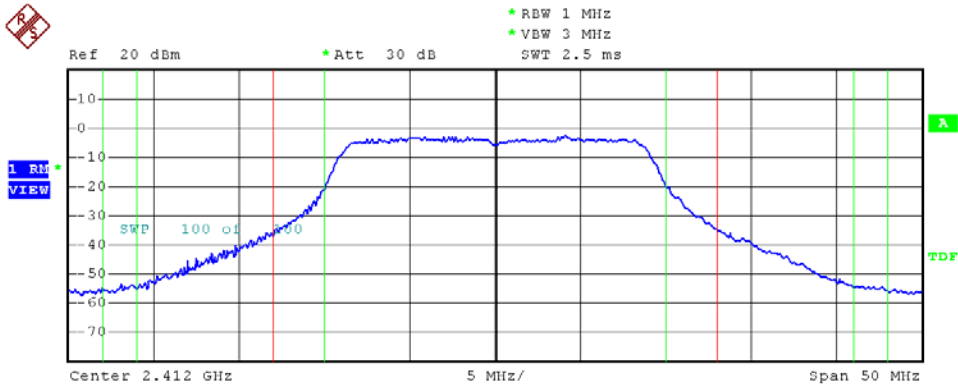


Modulation Standard: 802.11g (54Mbps), Average Power Output Channel: 11



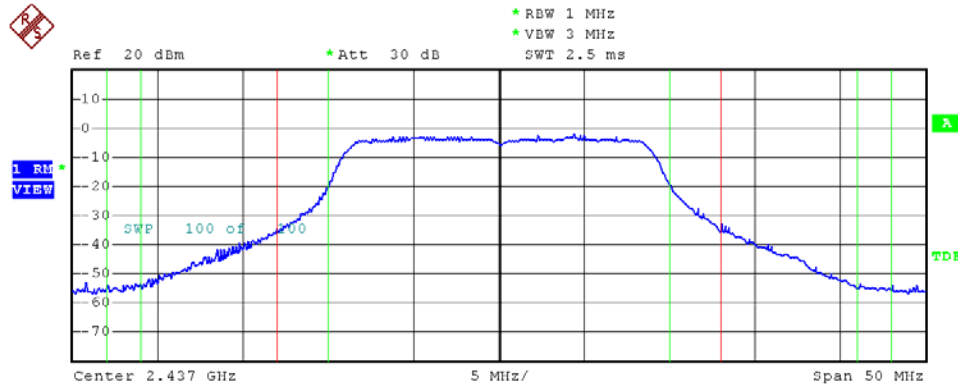


Modulation Standard: 802.11n HT20 (65Mbps), Average Power Output Channel: 01



<b>Tx Channel</b>			
Bandwidth	26 MHz	Power	7.77 dBm
<b>Adjacent Channel</b>			
Bandwidth	13 MHz	Lower	-30.86 dB
Spacing	16.5 MHz	Upper	-28.88 dB
<b>Alternate Channel</b>			
Bandwidth	13 MHz	Lower	----
Spacing	27.5 MHz	Upper	----

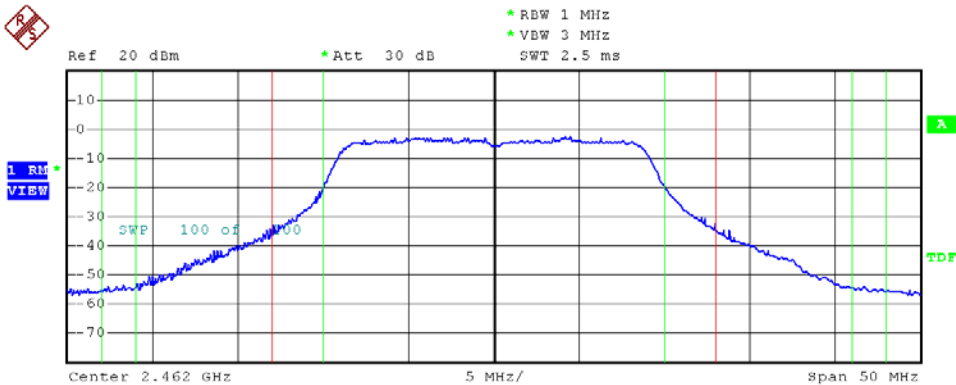
Modulation Standard: 802.11n HT20 (65Mbps), Average Power Output Channel: 06



<b>Tx Channel</b>			
Bandwidth	26 MHz	Power	7.96 dBm
<b>Adjacent Channel</b>			
Bandwidth	13 MHz	Lower	-30.75 dB
Spacing	16.5 MHz	Upper	-29.09 dB
<b>Alternate Channel</b>			
Bandwidth	13 MHz	Lower	----
Spacing	27.5 MHz	Upper	----

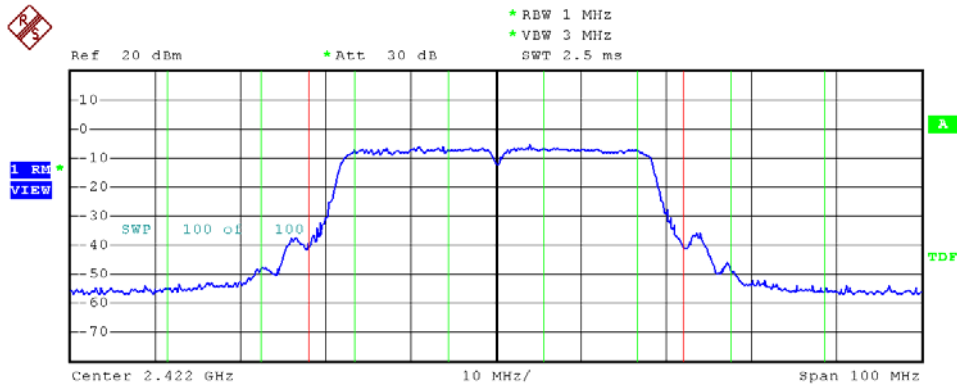


Modulation Standard: 802.11n HT20 (65Mbps), Average Power Output Channel: 11



<b>Tx Channel</b>			
Bandwidth	26 MHz	Power	7.75 dBm
<b>Adjacent Channel</b>			
Bandwidth	13 MHz	Lower	-30.64 dB
Spacing	16.5 MHz	Upper	-29.26 dB
<b>Alternate Channel</b>			
Bandwidth	13 MHz	Lower	-----
Spacing	27.5 MHz	Upper	-----

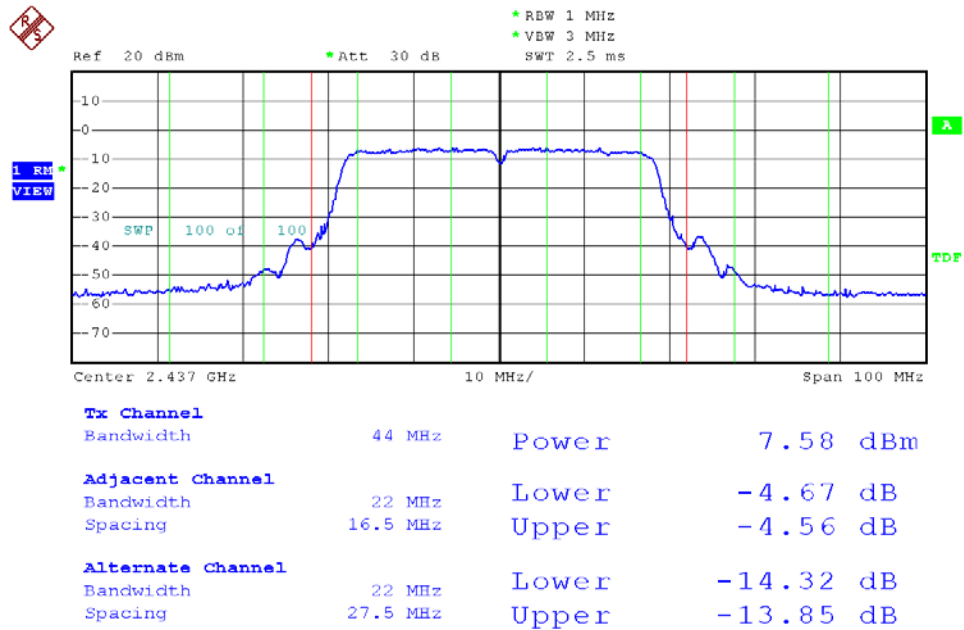
Modulation Standard: 802.11n HT40 (135Mbps), Average Power Output Channel: 03



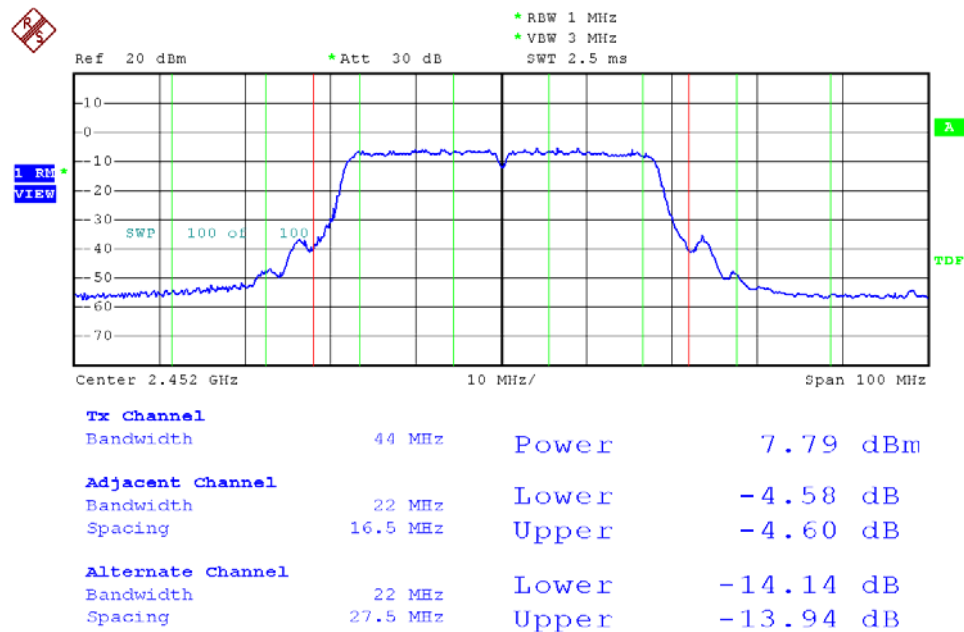
<b>Tx Channel</b>			
Bandwidth	44 MHz	Power	7.61 dBm
<b>Adjacent Channel</b>			
Bandwidth	22 MHz	Lower	-4.72 dB
Spacing	16.5 MHz	Upper	-4.43 dB
<b>Alternate Channel</b>			
Bandwidth	22 MHz	Lower	-14.53 dB
Spacing	27.5 MHz	Upper	-13.51 dB



Modulation Standard: 802.11n HT40 (135Mbps), Average Power Output Channel: 06



Modulation Standard: 802.11n HT40 (135Mbps), Average Power Output Channel: 09





## 8. Power Spectral Density


### 8.1 Test Limit

The Maximum of Power Spectral Density Measurement is 8dBm.

### 8.2 Test Procedures

- The transmitter output was connected to spectrum analyzer.
- The spectrum analyzer's resolution bandwidth were set at 100KHz RBW and 300KHz VBW as that of the fundamental frequency. Set the sweep time=auto couple.
- Scale the observed power level to an equivalent value in 3 kHz by adjusting the measured power by a bandwidth correction factor (BWCF) where  $BWCF = 10 \log (3 \text{ kHz}/100 = -15.2 \text{ dB})$ .
- The power spectral density was measured and recorded.

### 8.3 Test Setup Layout



### 8.4 Measurement Equipment

Instrument/Ancillary	Manufacturer	Model No.	Serial No.	Calibration Date	Valid Date
Spectrum Analyzer	R&S	FSP40	100219	2011/11/24	2012/11/23

### 8.5 Test Result and Data

Test Date: Jun. 28, 2012

Temperature: 24

Atmospheric pressure: 1020 hPa

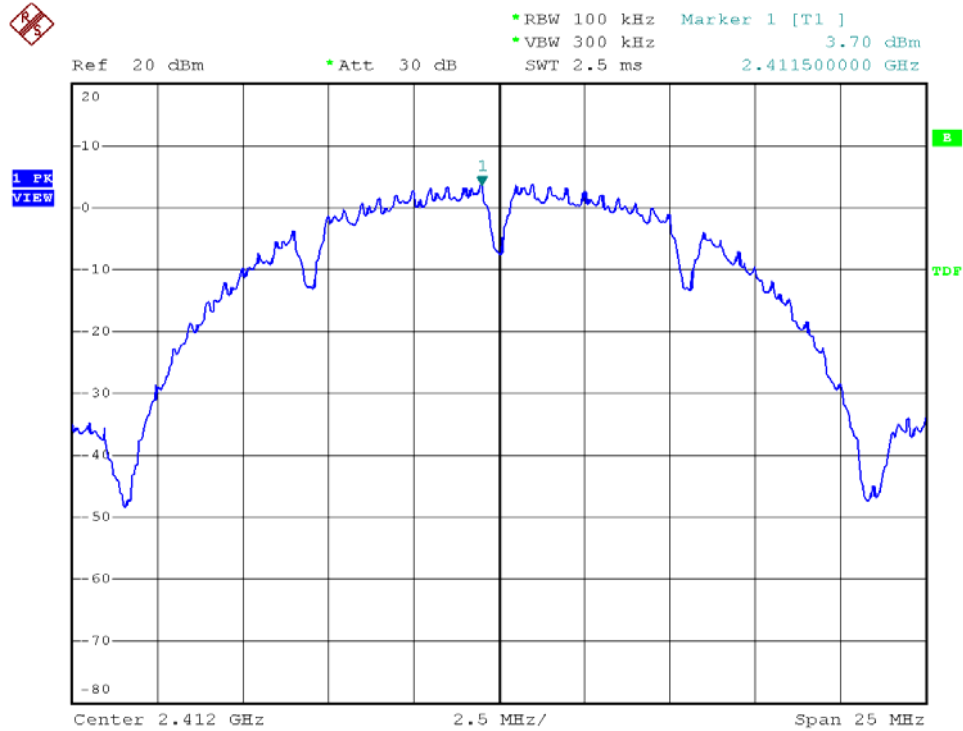
Humidity: 65%

Modulation Standard	Channel	Frequency (MHz)	Measured Power Density (dBm)	BWCF (dB)	Maximum Power Density of 3 kHz Bandwidth (dBm)
802.11b (11Mbps)	01	2412	3.70	-15.2	-11.50
	06	2437	4.30	-15.2	-10.90
	11	2462	4.20	-15.2	-11.00
802.11g (54Mbps)	01	2412	-6.88	-15.2	-22.08
	06	2437	-6.31	-15.2	-21.51
	11	2462	-6.36	-15.2	-21.56

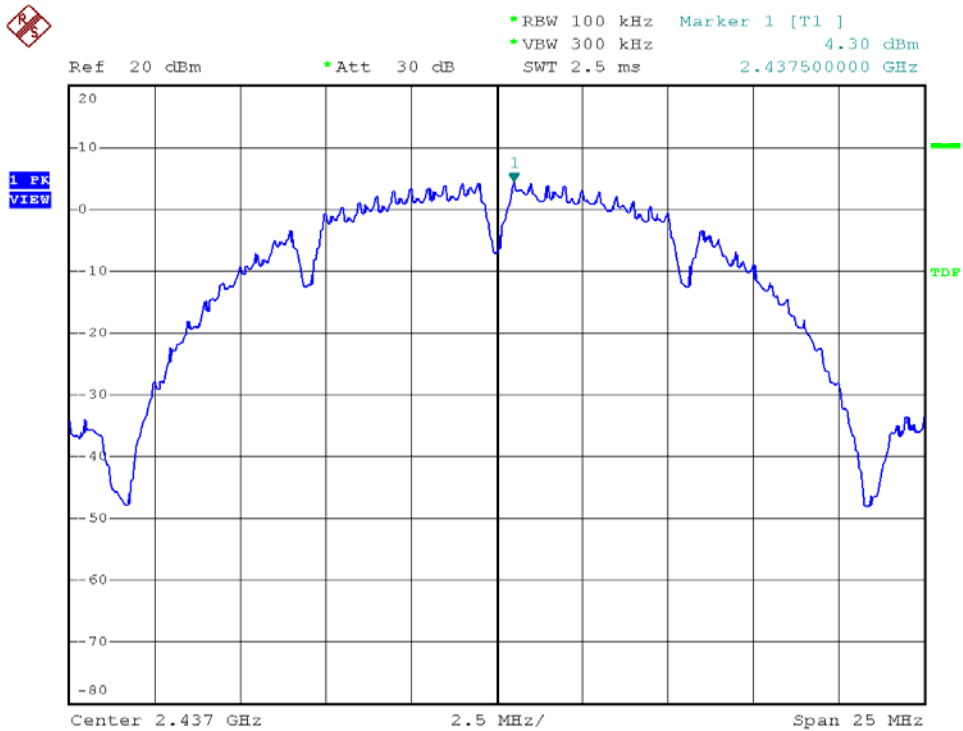
Modulation Standard	Channel	Frequency (MHz)	Measured Power Density (dBm)	BWCF (dB)	Maximum Power Density of 3 kHz Bandwidth (dBm)
802.11n HT20 (65Mbps)	01	2412	-7.75	-15.2	-22.95
	06	2437	-8.31	-15.2	-23.51
	11	2462	-7.83	-15.2	-23.03
802.11n HT40 (135Mbps)	03	2422	-8.55	-15.2	-23.75
	06	2437	-8.45	-15.2	-23.65
	09	2452	-8.54	-15.2	-23.74



Modulation Standard: 802.11b (11Mbps)  
Channel: 01

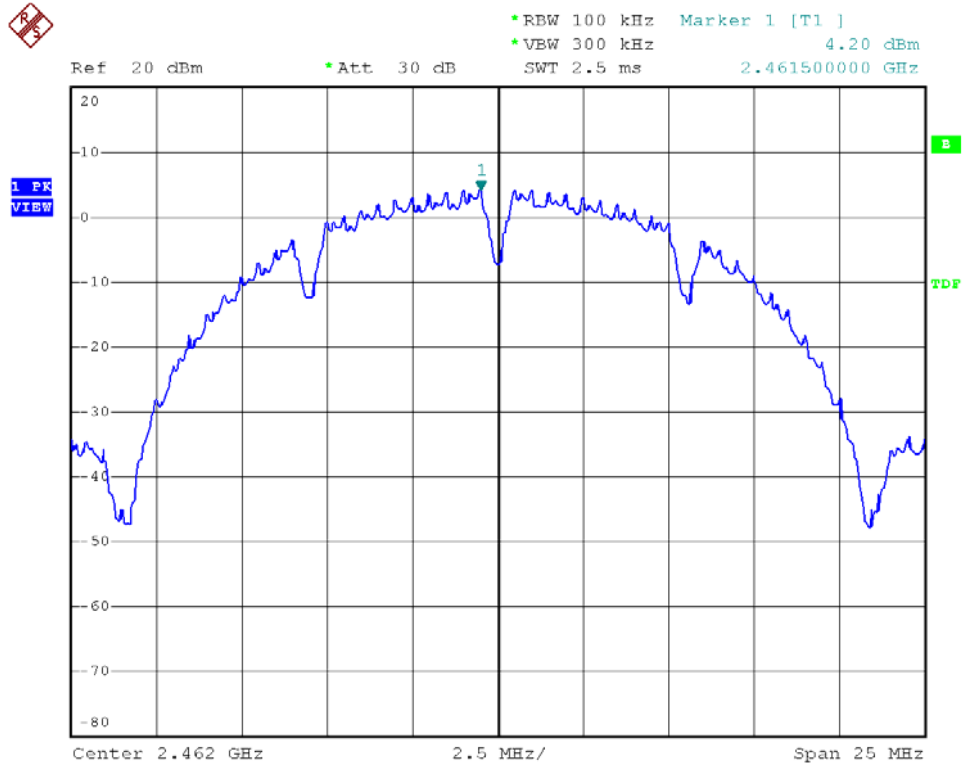


Modulation Standard: 802.11b (11Mbps)  
Channel: 06

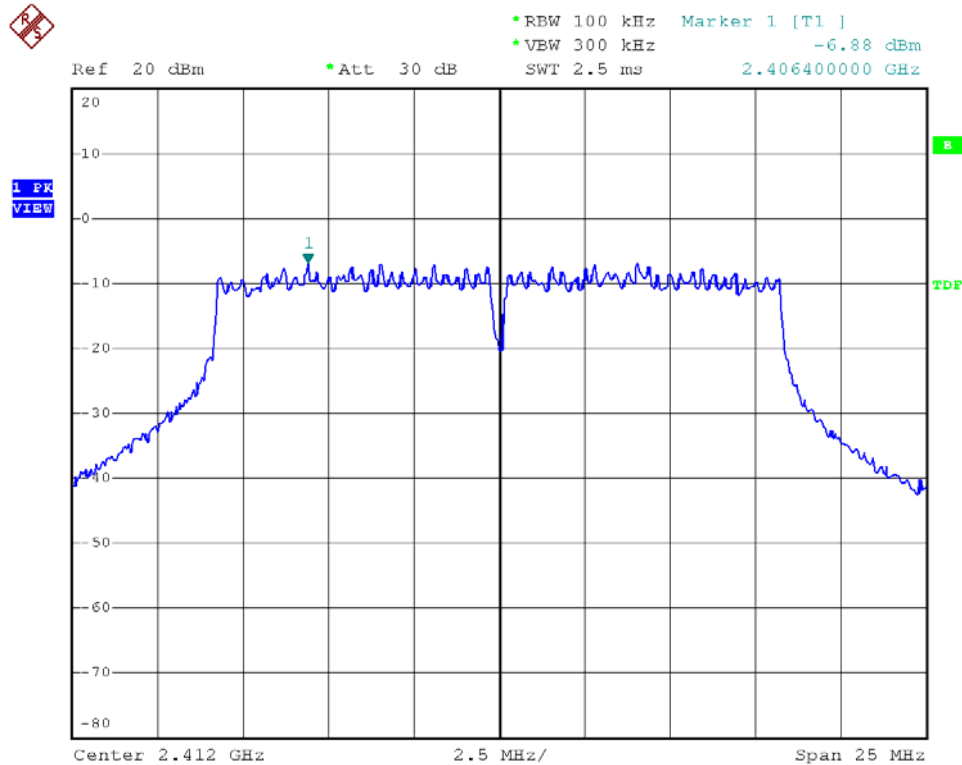




Modulation Standard: 802.11b (11Mbps)  
Channel: 11



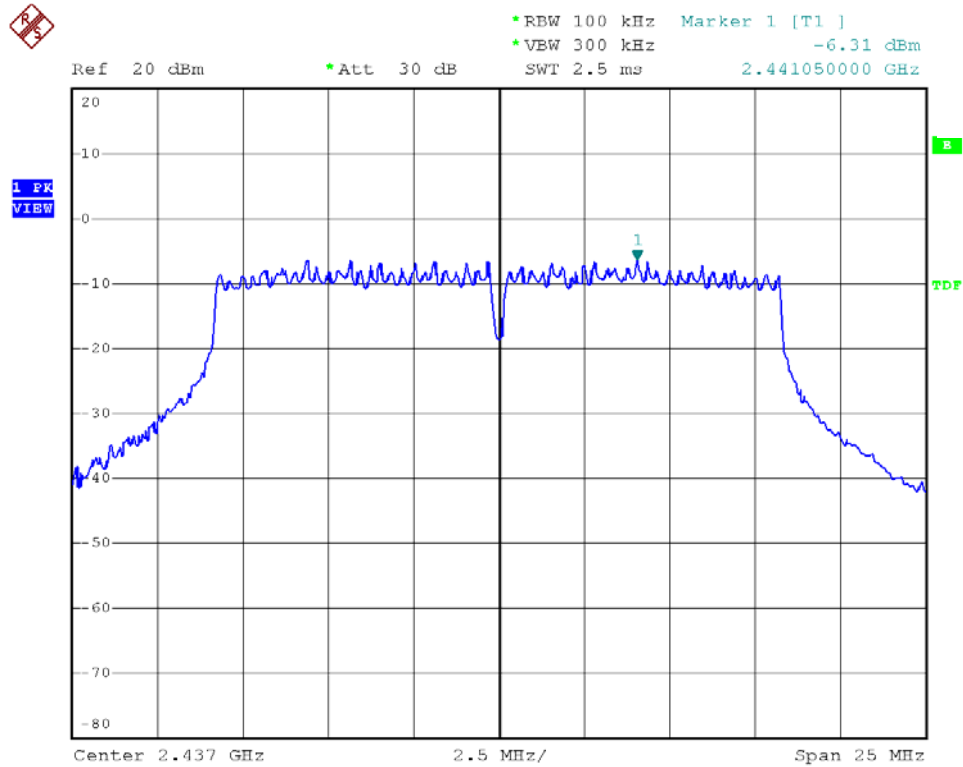
Modulation Standard: 802.11g (54Mbps)  
Channel: 01



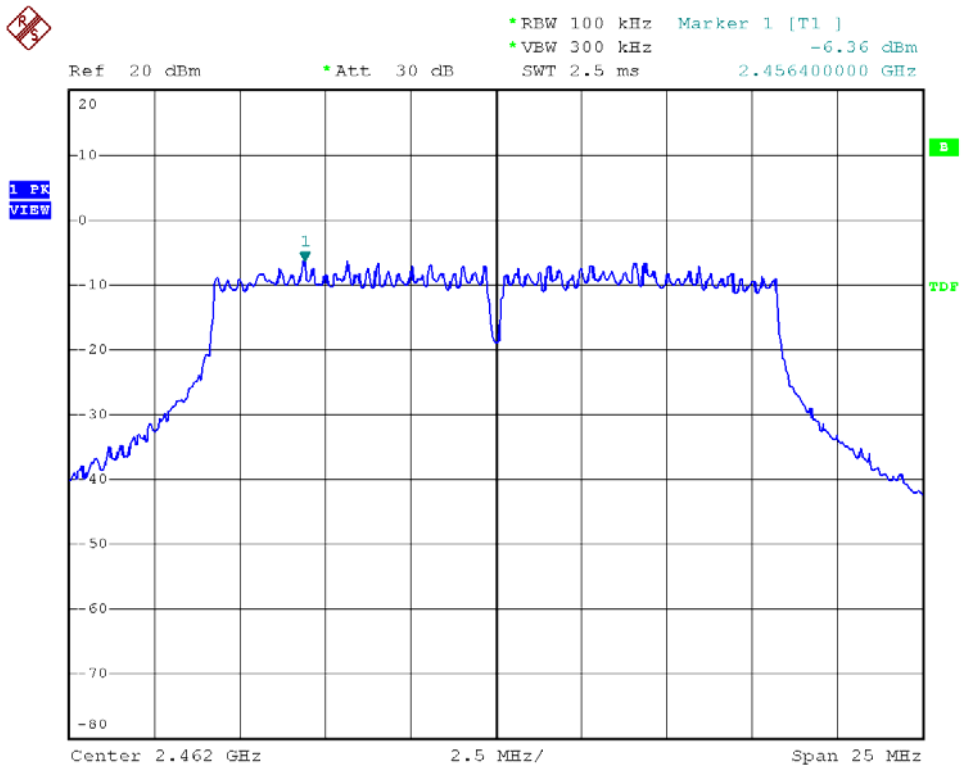




Modulation Standard: 802.11g (54Mbps)  
Channel: 06

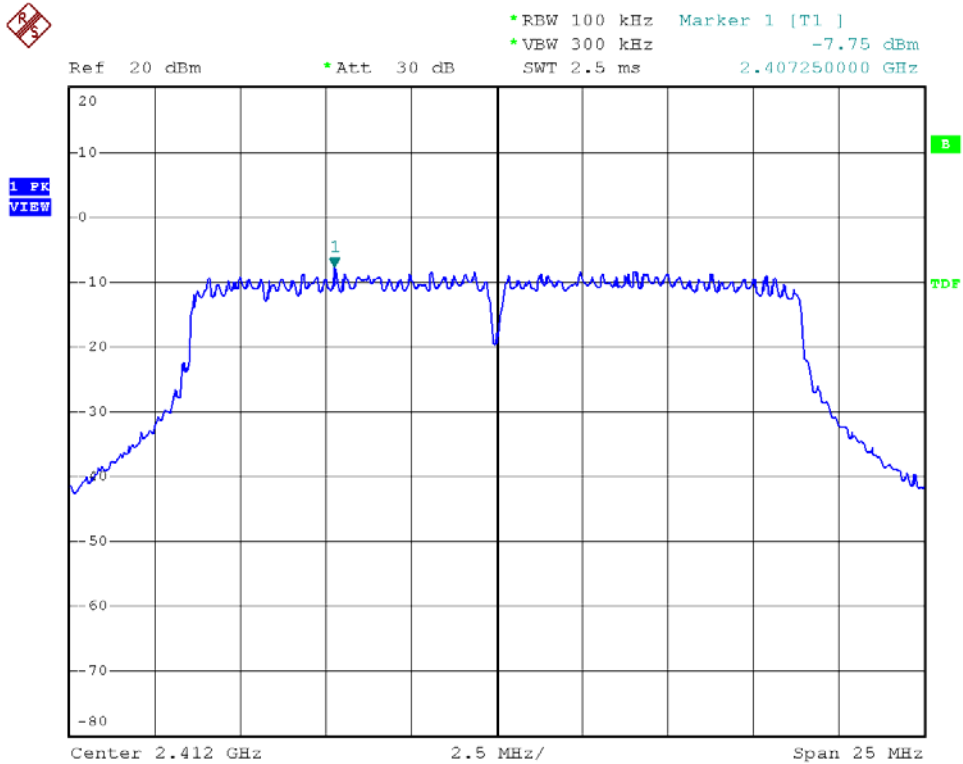


Modulation Standard: 802.11g (54Mbps)  
Channel: 11

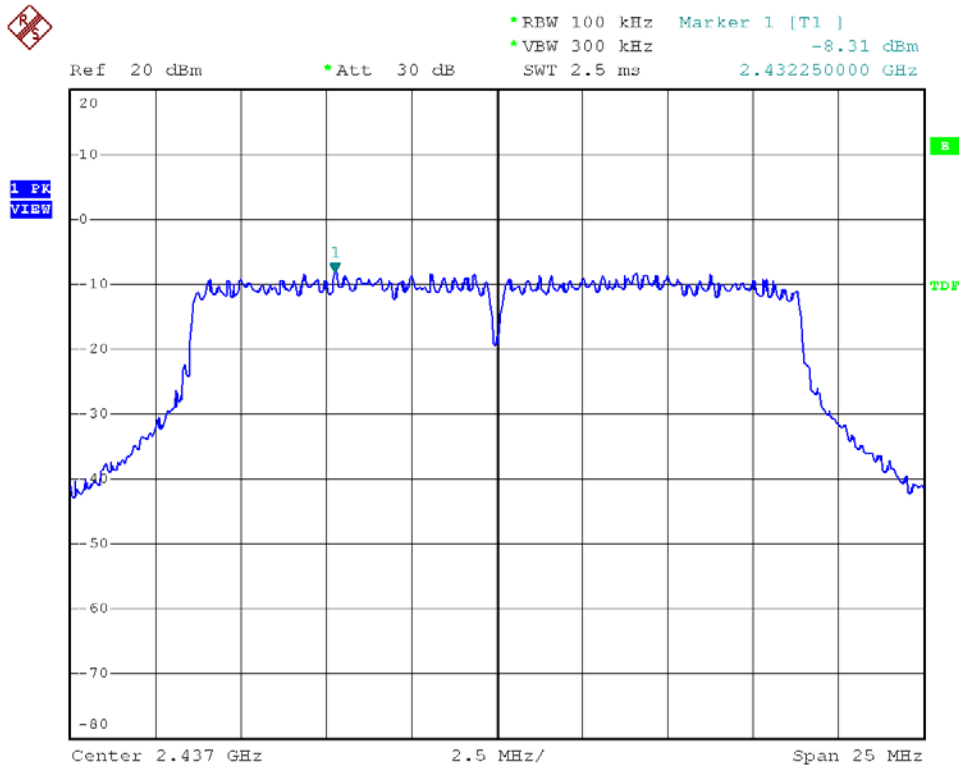




Modulation Standard: 802.11n HT20 (65Mbps)  
Channel: 01

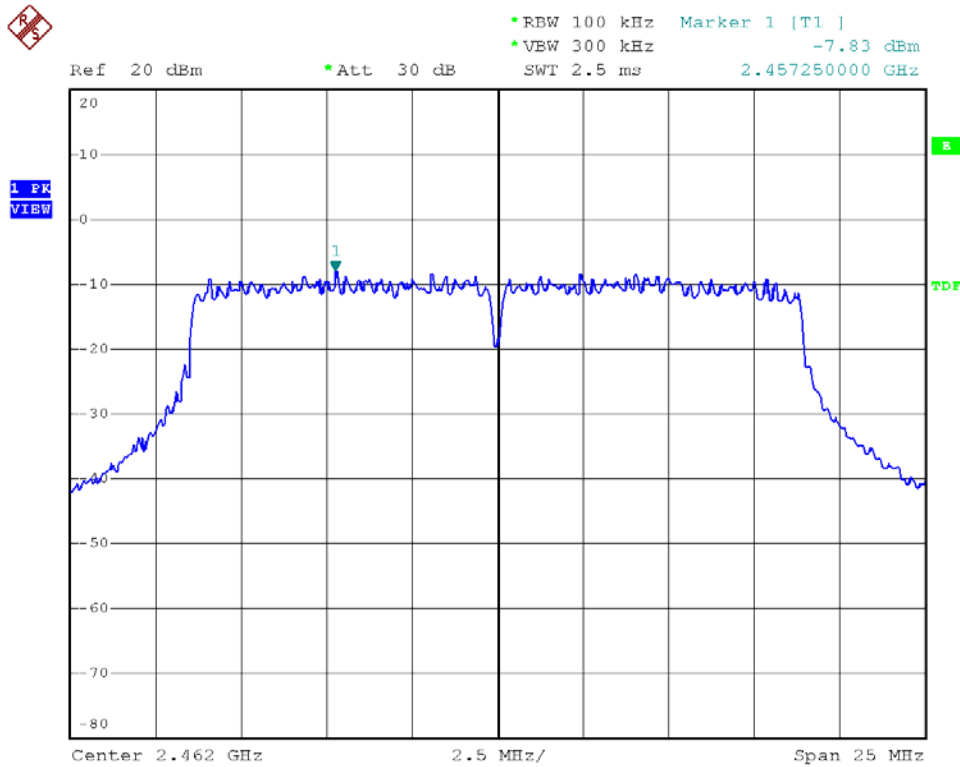


Modulation Standard: 802.11n HT20 (65Mbps)  
Channel: 06

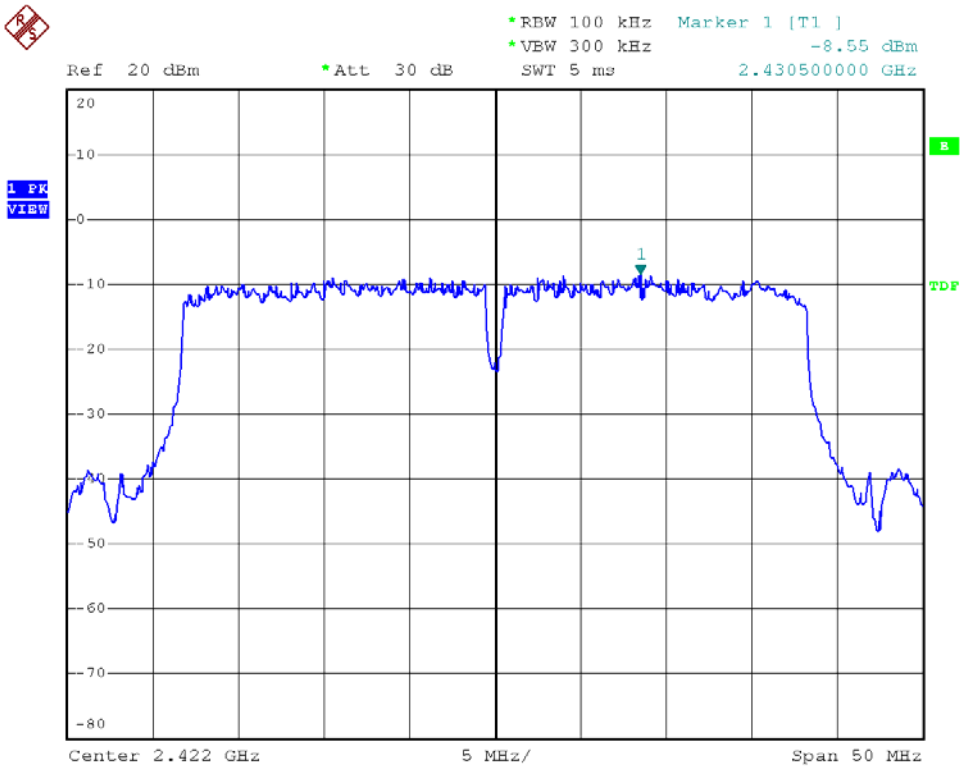




Modulation Standard: 802.11n HT20 (65Mbps)  
Channel: 11

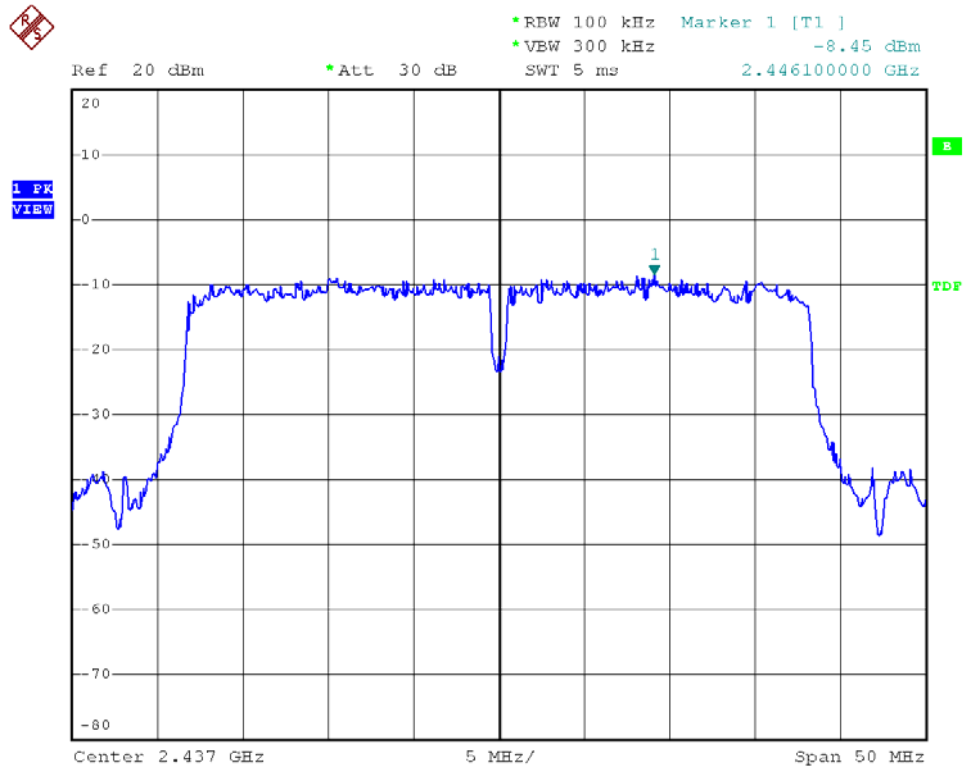


Modulation Standard: 802.11n HT40 (135Mbps)  
Channel: 03

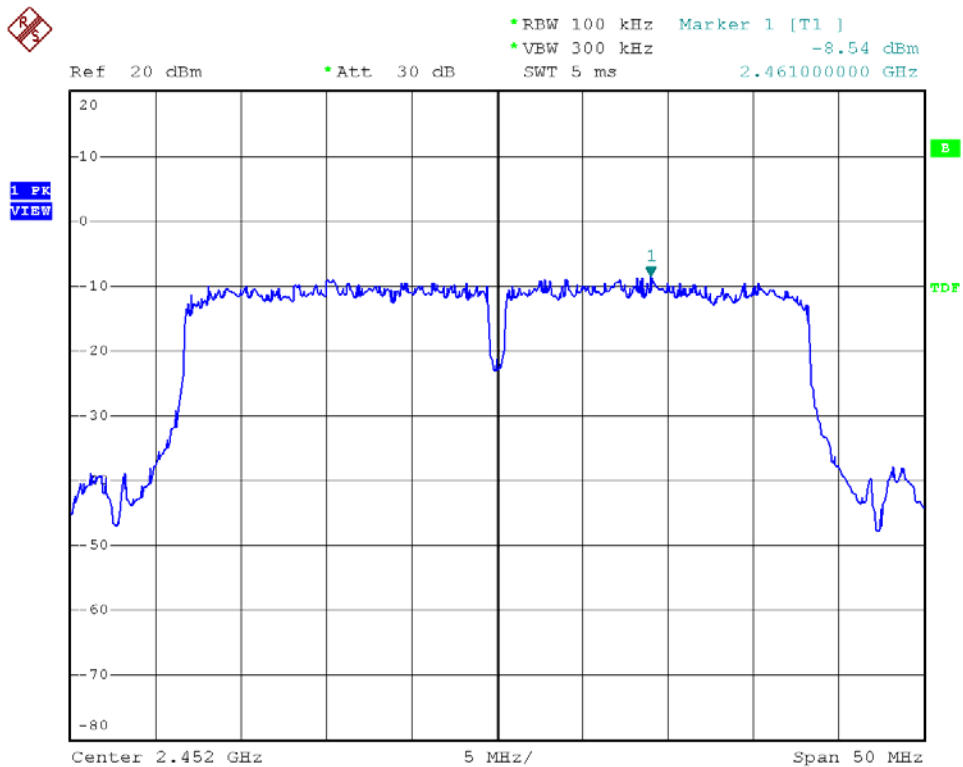




Modulation Standard: 802.11n HT40 (135Mbps)  
Channel: 06



Modulation Standard: 802.11n HT40 (135Mbps)  
Channel: 09





## 9. Band Edges Measurement


### 9.1 Test Limit

Below  $-20\text{dB}$  of the highest emission level of operating band (In 100 kHz Resolution Bandwidth)

### 9.2 Test Procedure

- The transmitter output was connected to the spectrum analyzer via a low lose cable.
- Set RBW of spectrum analyzer to 100 KHz and VBW of spectrum analyzer to 300 KHz with convenient frequency span including 100 KHz bandwidth from band edge.
- Peak conducted output power measured within any 100 kHz outside the authorized frequency band shall be attenuated by at least 20dB relative to the maximum measured in-band peak PSD level.
- The band edges was measured and recorded.

### 9.3 Test Setup Layout



### 9.4 Measurement Equipment

Instrument/Ancillary	Manufacturer	Model No.	Serial No.	Calibration Date	Valid Date
Spectrum Analyzer	R&S	FSP40	100219	2011/11/24	2012/11/23

### 9.5 Test Result and Data

Test Date: Jun. 28, 2012

Temperature: 24

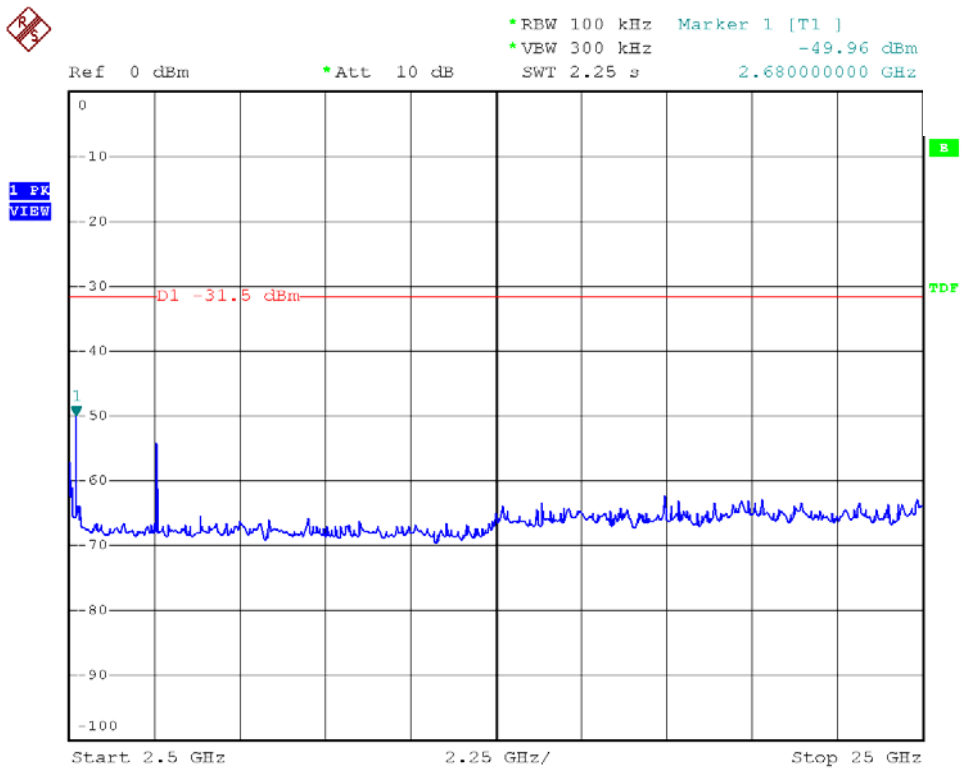
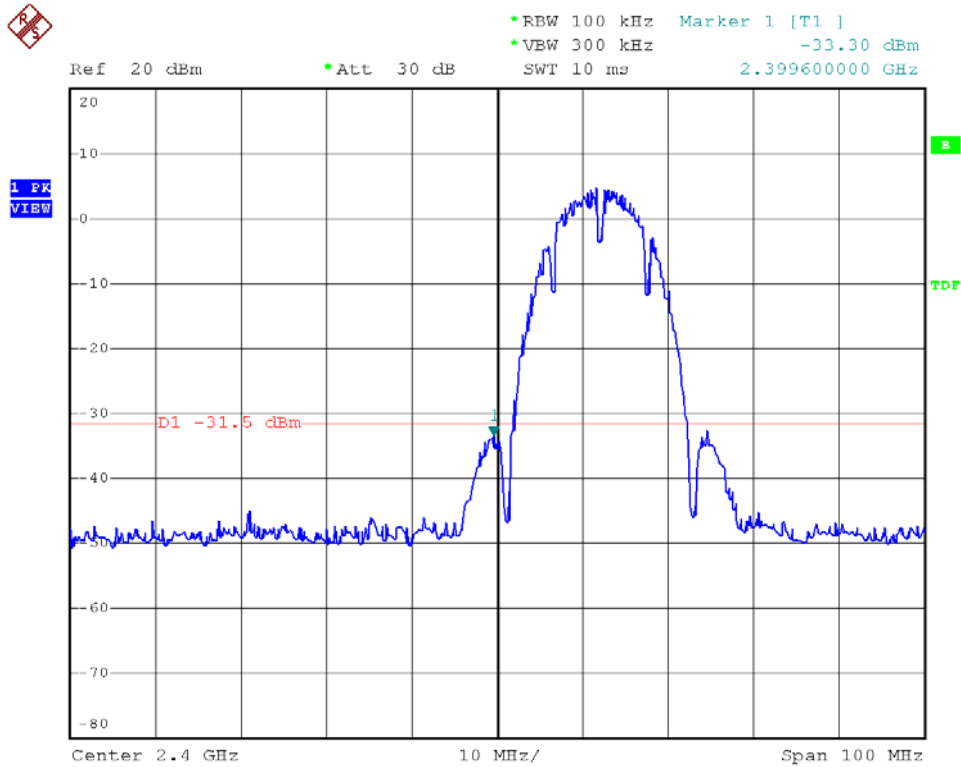
Atmospheric pressure: 1020 hPa

Humidity: 65%

Modulation Standard	Channel	Frequency (MHz)	maximum value in frequency (MHz)	maximum value (dBm)	Limit (dBm)
802.11b (11Mbps)	01	2412	2399.60	-33.30	-31.50
	11	2462	2500.10	-45.72	-31.00
802.11g (54Mbps)	01	2412	2400.00	-45.07	-42.08
	11	2462	2533.50	-46.63	-41.56
802.11n HT20 (65Mbps)	01	2412	2400.00	-45.09	-42.95
	11	2462	2525.10	-45.83	-43.03
802.11n HT40 (135Mbps)	03	2422	2398.20	-45.00	-43.75
	09	2452	2510.50	-46.36	-43.74

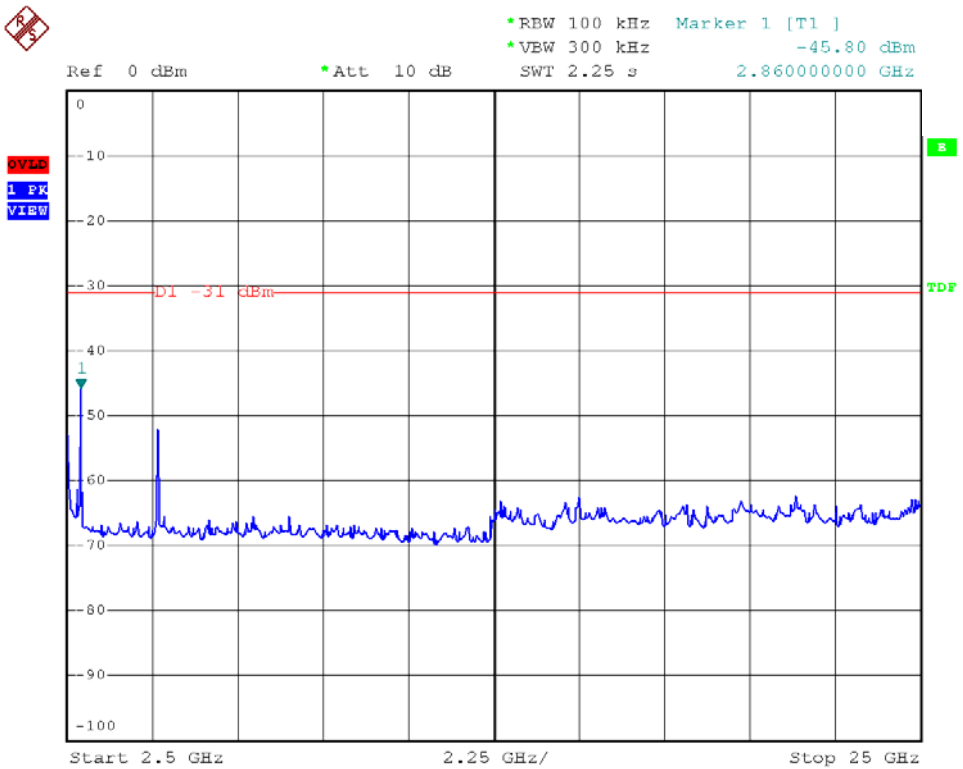
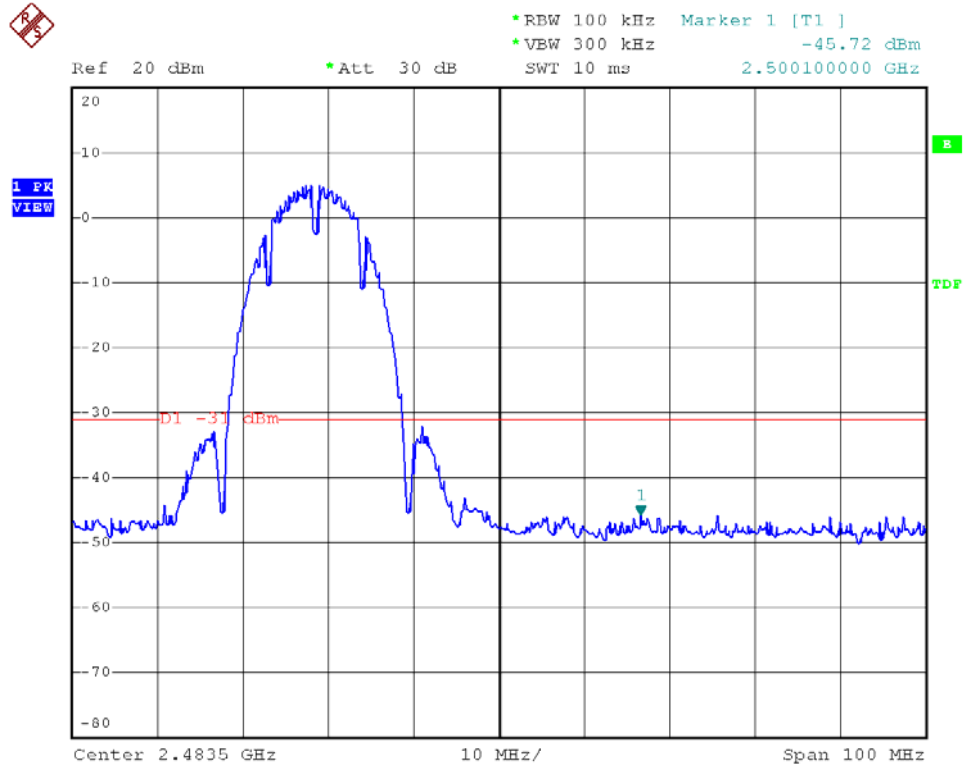


Modulation Standard: 802.11b (11Mbps)  
Channel: 01



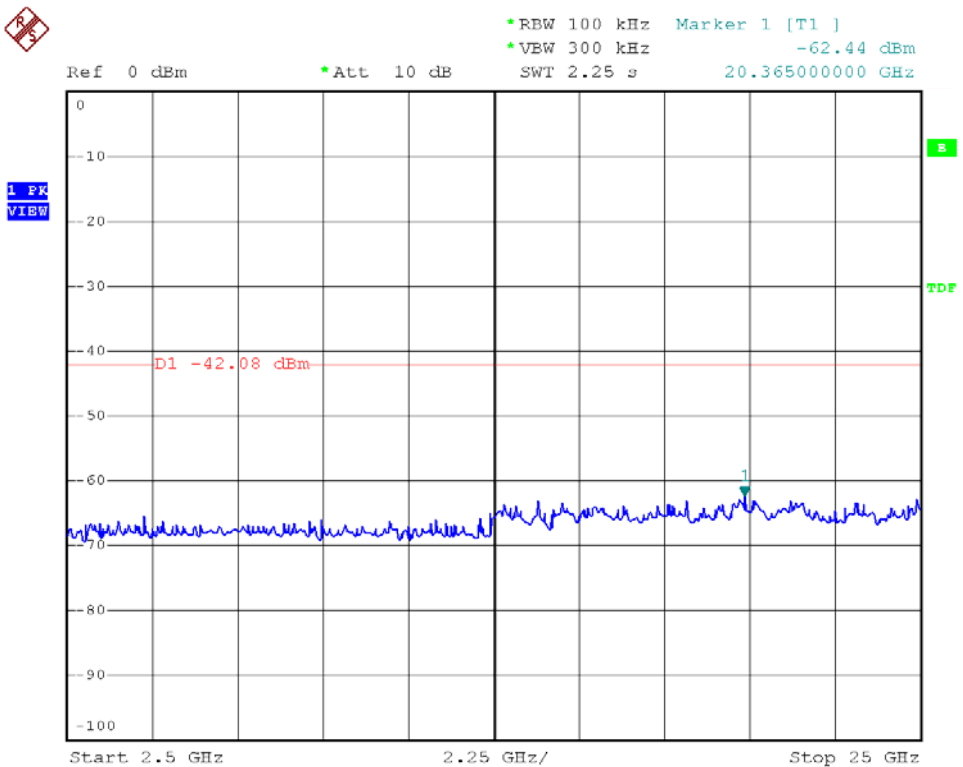
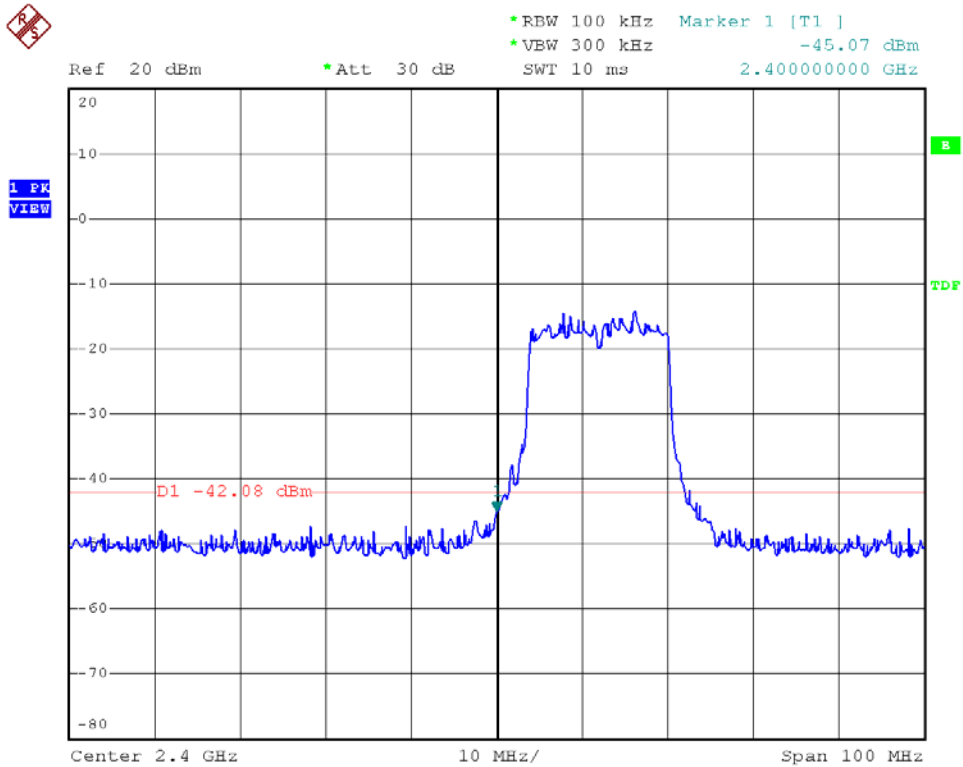


Modulation Standard: 802.11b (11Mbps)  
Channel: 11





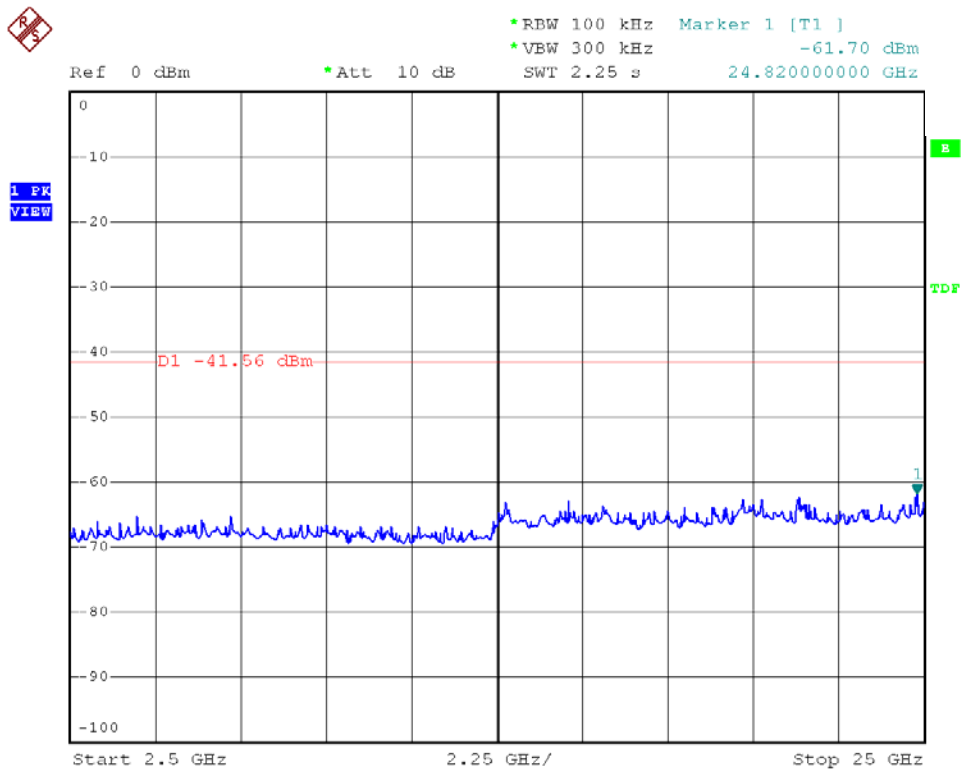
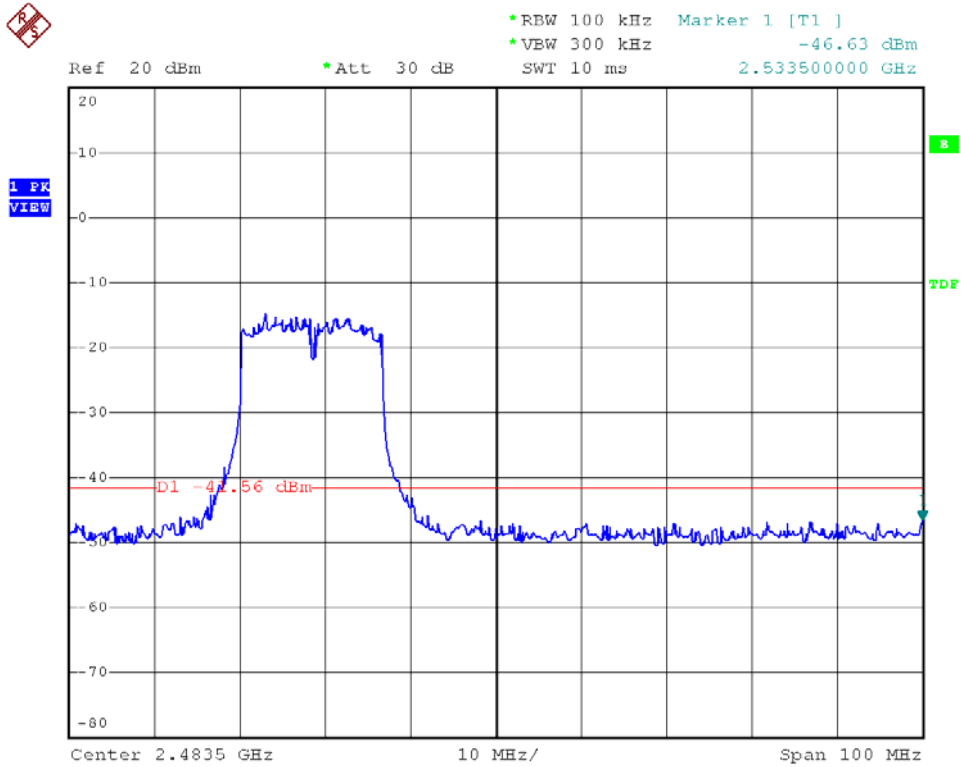
Modulation Standard: 802.11g (54Mbps)  
Channel: 01





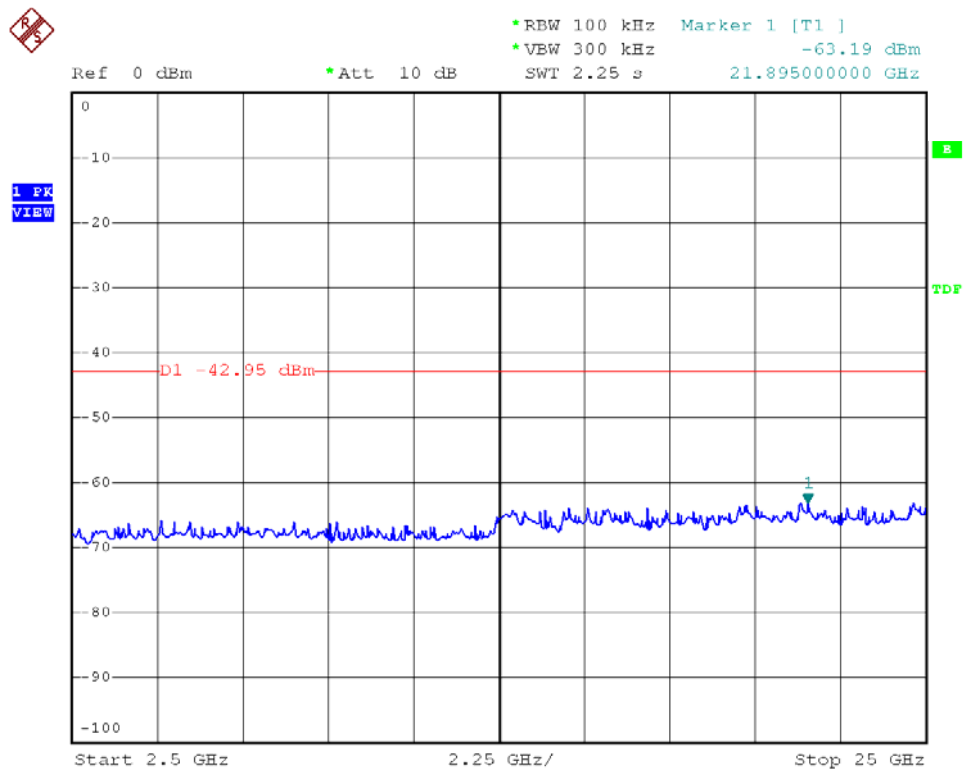
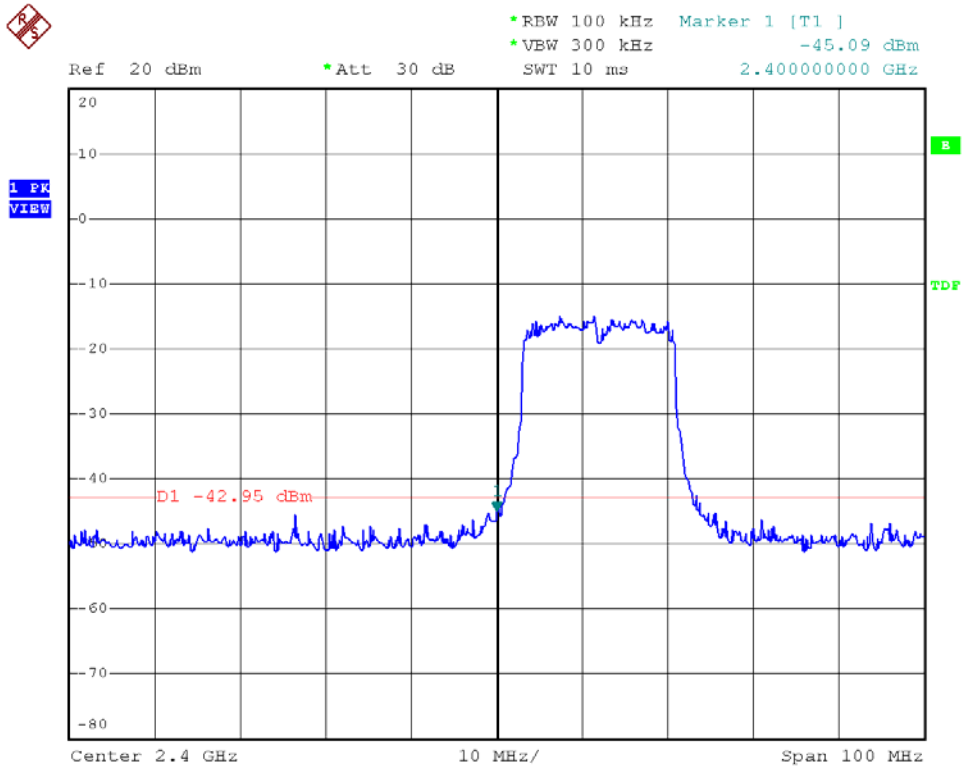


Modulation Standard: 802.11g (54Mbps)  
Channel: 11



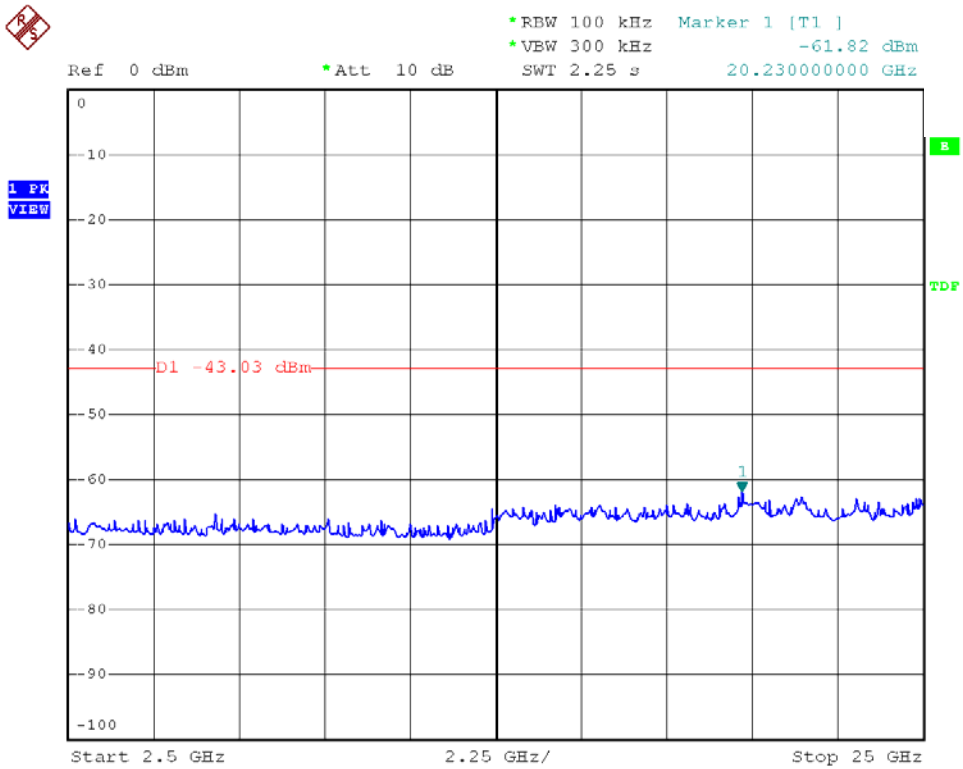
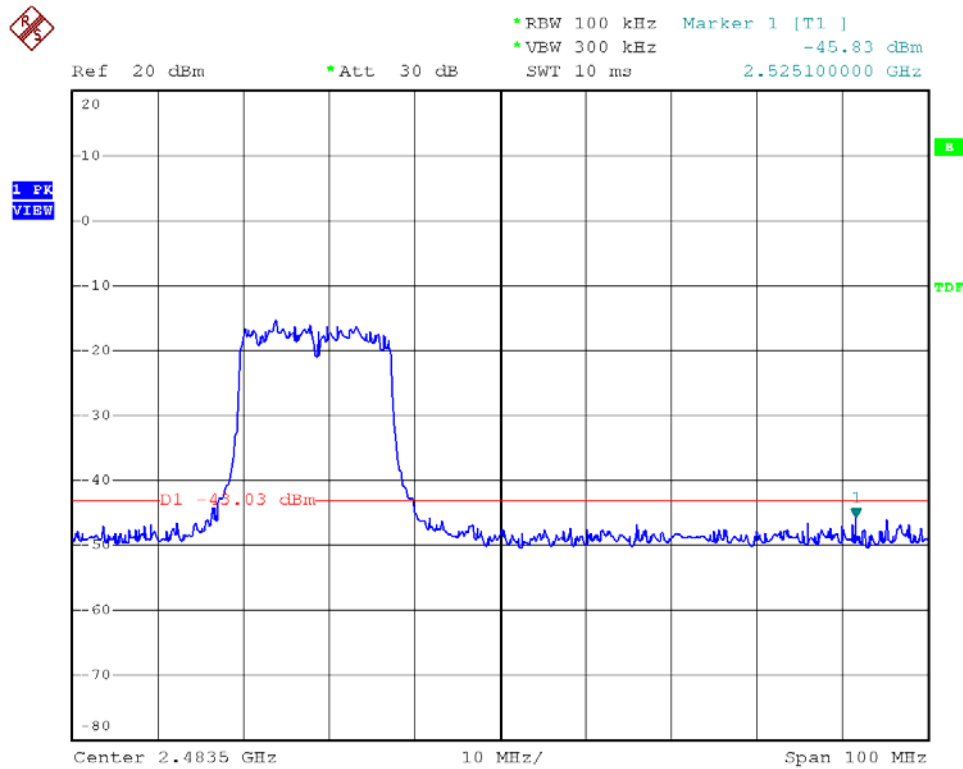


Modulation Standard: 802.11n HT20 (65Mbps)  
Channel: 01



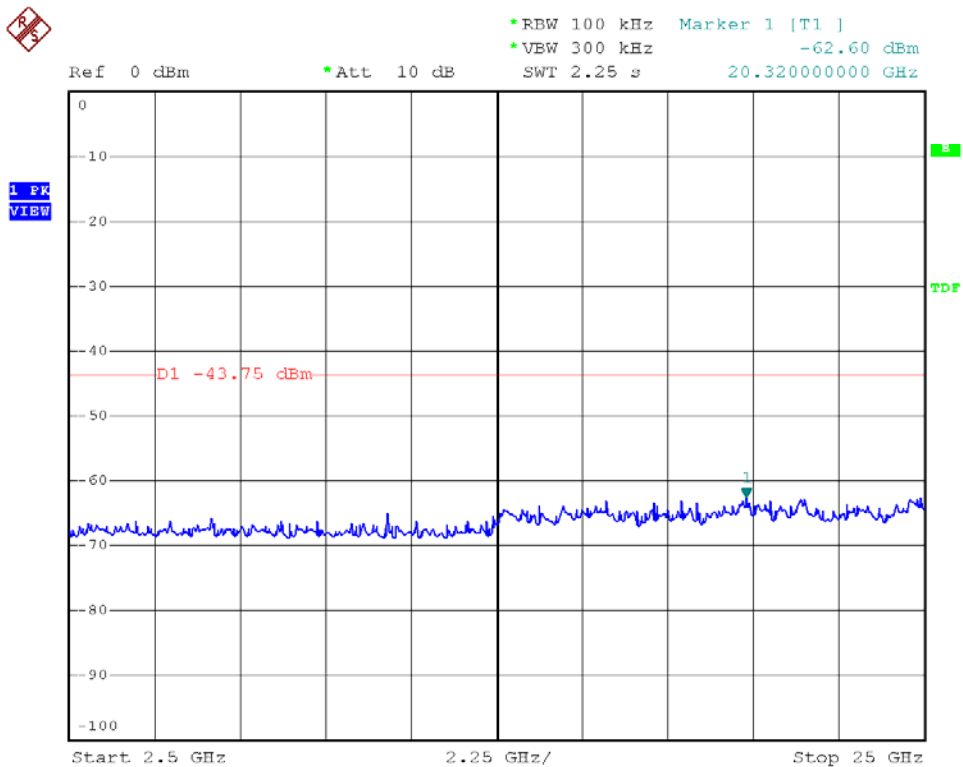
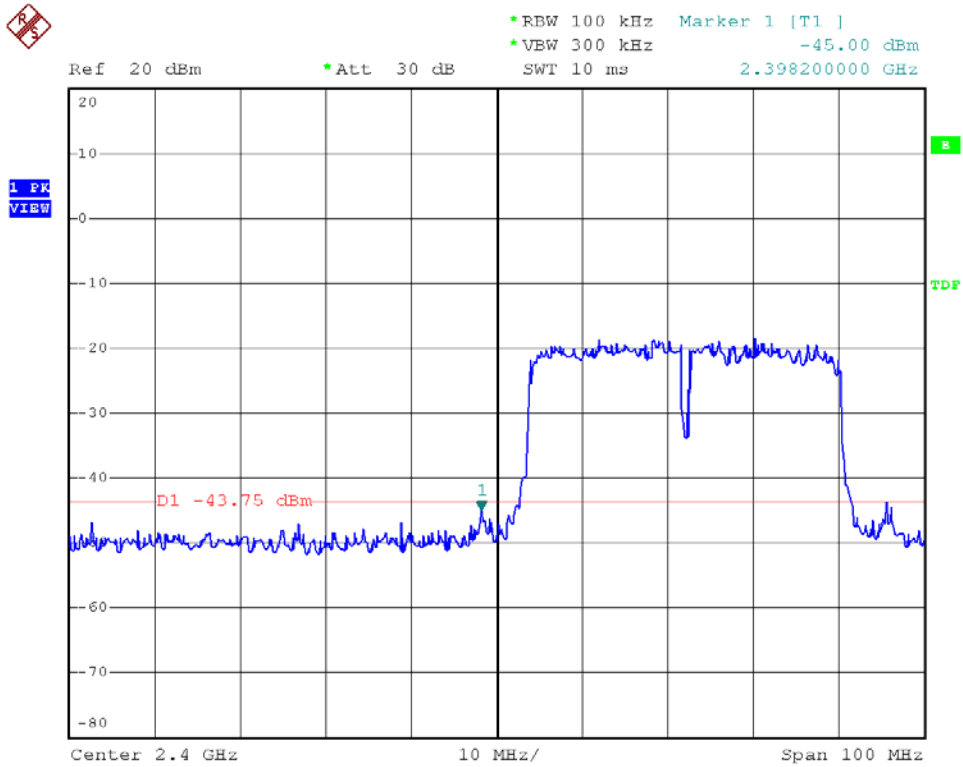


Modulation Standard: 802.11n HT20 (65Mbps)  
Channel: 11



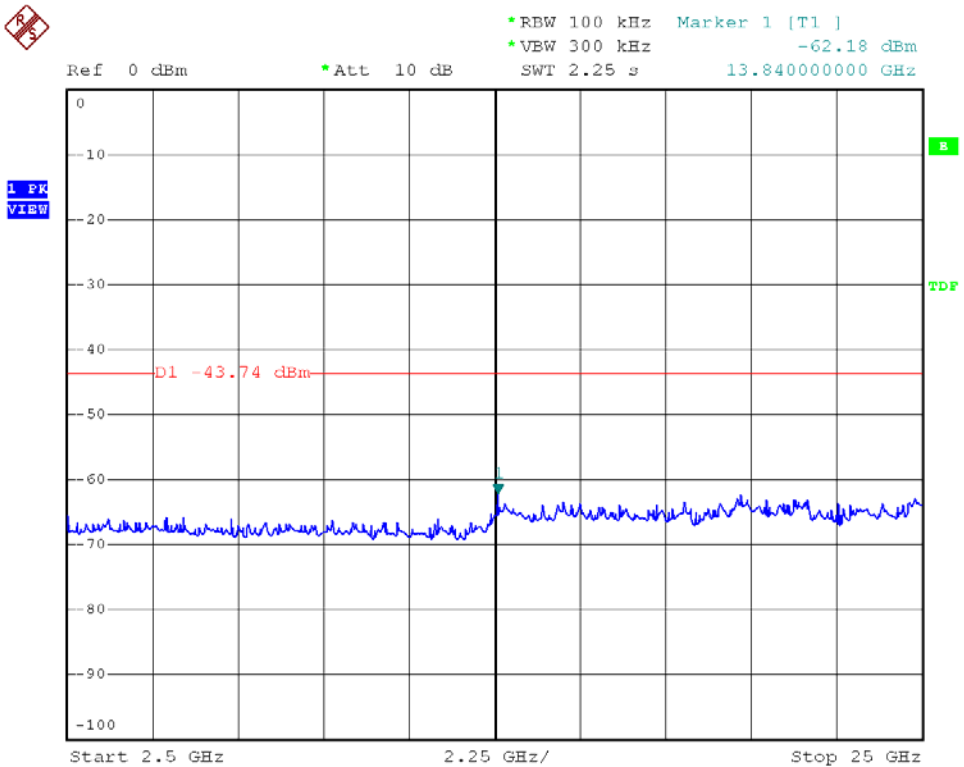
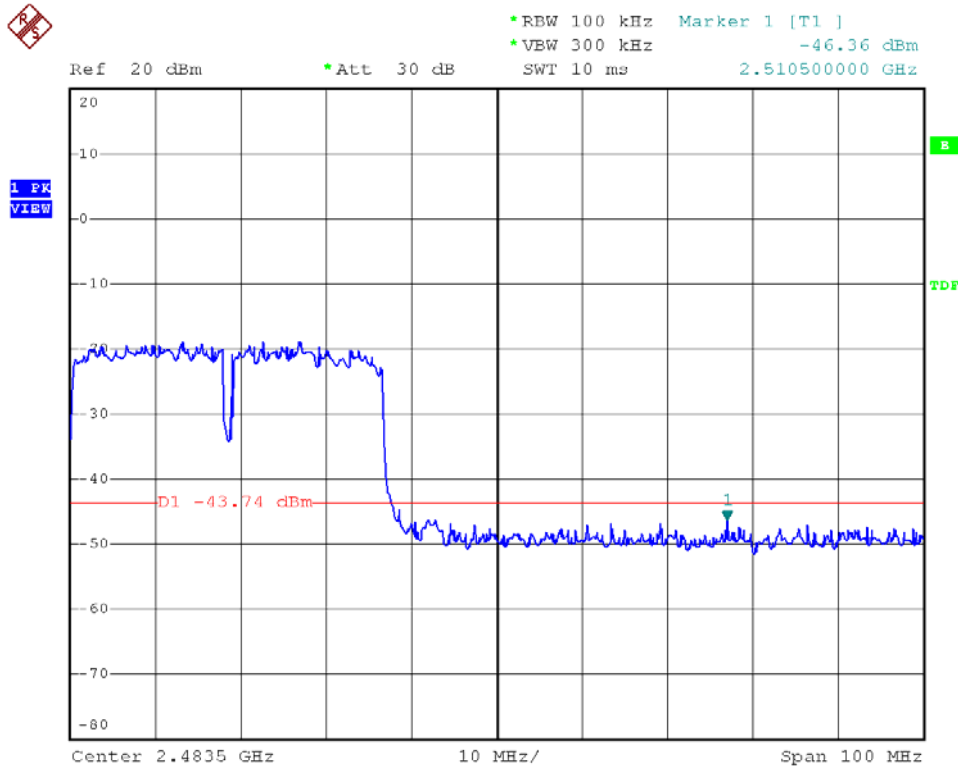


Modulation Standard: 802.11n HT40 (135Mbps)  
Channel: 03





Modulation Standard: 802.11n HT40 (135Mbps)  
Channel: 09





## 9.6 Restrict Band Emission Measurement Data

Test Date: Jul. 02, 2012

Temperature: 25

Atmospheric pressure: 1014 hPa

Humidity: 67 %

Adapter: DVE \ DSC-6PFA-05 FUS 050100

Modulation Standard: IEEE 802.11b (11Mbps)

Channel 1						Fundamental Frequency: 2412 MHz				
Frequency (MHz)	Ant-Pol H/V	Meter Reading (dBuV)	Corrected Factor (dB)	Result (dBuV/m)	Remark	Limit (dBuV/m)		Margin (dB)	Table Deg.	Ant High (m)
						Peak	Ave			
2373.04	H	50.59	1.68	52.27	Peak	74	54	-21.73	360	1.00
2371.58	H	40.11	1.70	41.81	Ave	74	54	-12.19	360	1.00
2371.20	V	47.77	2.57	50.34	Peak	74	54	-23.66	360	1.00
2372.70	V	38.55	2.54	41.09	Ave	74	54	-12.91	360	1.00
Channel 11						Fundamental Frequency: 2462 MHz				
Frequency (MHz)	Ant-Pol H/V	Meter Reading (dBuV)	Corrected Factor (dB)	Result (dBuV/m)	Remark	Limit (dBuV/m)		Margin (dB)	Table Deg.	Ant High (m)
						Peak	Ave			
2483.60	H	50.64	0.30	50.94	Peak	74	54	-23.06	360	1.00
2483.50	H	39.88	0.30	40.18	Ave	74	54	-13.82	212	1.00
2483.80	V	50.40	-2.37	48.03	Peak	74	54	-25.97	360	1.00
2483.50	V	39.12	-2.35	36.77	Ave	74	54	-17.23	208	1.00

Modulation Standard: IEEE 802.11g (54Mbps)

Channel 1						Fundamental Frequency: 2412 MHz				
Frequency (MHz)	Ant-Pol H/V	Meter Reading (dBuV)	Corrected Factor (dB)	Result (dBuV/m)	Remark	Limit (dBuV/m)		Margin (dB)	Table Deg.	Ant High (m)
						Peak	Ave			
2379.20	H	48.88	1.66	50.54	Peak	74	54	-23.46	360	1.00
2377.10	H	37.34	1.66	39.00	Ave	74	54	-15.00	360	1.00
2380.13	V	49.13	2.42	51.55	Peak	74	54	-22.45	360	1.00
2377.50	V	37.58	2.45	40.03	Ave	74	54	-13.97	360	1.00
Channel 11						Fundamental Frequency: 2462 MHz				
Frequency (MHz)	Ant-Pol H/V	Meter Reading (dBuV)	Corrected Factor (dB)	Result (dBuV/m)	Remark	Limit (dBuV/m)		Margin (dB)	Table Deg.	Ant High (m)
						Peak	Ave			
2484.56	H	49.79	0.29	50.07	Peak	74	54	-23.93	0	1.00
2483.50	H	39.04	0.30	39.34	Ave	74	54	-14.66	0	1.00
2483.90	V	49.17	-2.37	46.80	Peak	74	54	-27.20	0	1.00
2483.50	V	39.56	-2.35	37.21	Ave	74	54	-16.79	0	1.00



Modulation Standard: IEEE 802.11n HT20 (65Mbps)

Channel 1						Fundamental Frequency: 2412 MHz				
Frequency (MHz)	Ant-Pol H/V	Meter Reading (dBuV)	Corrected Factor (dB)	Result (dBuV/m)	Remark	Limit (dBuV/m)		Margin (dB)	Table Deg.	Ant High (m)
						Peak	Ave			
2383.50	H	50.14	1.64	51.78	Peak	74	54	-22.22	0	1.00
2381.60	H	38.13	1.65	39.78	Ave	74	54	-14.22	0	1.00
2383.50	V	49.15	2.35	51.50	Peak	74	54	-22.50	360	1.00
2382.50	V	38.53	2.37	40.90	Ave	74	54	-13.10	360	1.00
Channel 11						Fundamental Frequency: 2462 MHz				
Frequency (MHz)	Ant-Pol H/V	Meter Reading (dBuV)	Corrected Factor (dB)	Result (dBuV/m)	Remark	Limit (dBuV/m)		Margin (dB)	Table Deg.	Ant High (m)
						Peak	Ave			
2484.60	H	49.78	0.29	50.07	Peak	74	54	-23.93	0	1.00
2483.50	H	40.14	0.30	40.44	Ave	74	54	-13.56	0	1.00
2484.00	V	49.39	-2.38	47.01	Peak	74	54	-26.99	360	1.00
2483.50	V	39.74	-2.35	37.39	Ave	74	54	-16.61	360	1.00

Modulation Standard: IEEE 802.11n HT40 (135Mbps)

Channel 3						Fundamental Frequency: 2422 MHz				
Frequency (MHz)	Ant-Pol H/V	Meter Reading (dBuV)	Corrected Factor (dB)	Result (dBuV/m)	Remark	Limit (dBuV/m)		Margin (dB)	Table Deg.	Ant High (m)
						Peak	Ave			
2387.20	H	49.99	1.62	51.61	Peak	74	54	-22.39	0	1.00
2388.20	H	37.78	1.62	39.40	Ave	74	54	-14.60	0	1.00
2387.50	V	49.88	2.29	52.17	Peak	74	54	-21.83	360	1.00
2384.80	V	37.13	2.33	39.46	Ave	74	54	-14.54	360	1.00
Channel 9						Fundamental Frequency: 2452 MHz				
Frequency (MHz)	Ant-Pol H/V	Meter Reading (dBuV)	Corrected Factor (dB)	Result (dBuV/m)	Remark	Limit (dBuV/m)		Margin (dB)	Table Deg.	Ant High (m)
						Peak	Ave			
2484.00	H	50.04	0.20	50.62	Peak	74	54	-23.38	0	1.00
2483.50	H	37.89	0.30	38.19	Ave	74	54	-15.81	0	1.00
2486.20	V	49.66	-2.49	47.17	Peak	74	54	-26.83	360	1.00
2483.50	V	37.38	-2.35	35.03	Ave	74	54	-18.97	360	1.00

Notes:

1. Result = Meter Reading + Factor
2. Factor = Antenna Factor + Cable Loss – Amplifier
3. The resolution bandwidth of test receiver/spectrum analyzer is 1MHz and video bandwidth is 3 MHz (detector peak mode) for Peak detection at frequency above 1GHz.
4. The resolution bandwidth of test receiver/spectrum analyzer is 1MHz and video bandwidth is 3 MHz (detector sample mode) for Average detection at frequency above 1GHz.



Test Date: Jul. 02, 2012

Temperature: 25

Atmospheric pressure: 1014 hPa

Humidity: 67 %

Adapter: AMIGO \ AMS47-0501200FU

Modulation Standard: IEEE 802.11b (11Mbps)

Channel 1						Fundamental Frequency: 2412 MHz				
Frequency (MHz)	Ant-Pol H/V	Meter Reading (dBuV)	Corrected Factor (dB)	Result (dBuV/m)	Remark	Limit (dBuV/m)		Margin (dB)	Table Deg.	Ant High (m)
						Peak	Ave			
2374.20	H	50.44	1.68	52.12	Peak	74	54	-21.88	360	1.00
2372.60	H	38.85	1.69	40.54	Ave	74	54	-13.46	360	1.00
2372.50	V	50.87	2.54	53.41	Peak	74	54	-20.59	360	1.00
2373.10	V	40.98	2.53	43.51	Ave	74	54	-10.49	360	1.00
Channel 11						Fundamental Frequency: 2462 MHz				
Frequency (MHz)	Ant-Pol H/V	Meter Reading (dBuV)	Corrected Factor (dB)	Result (dBuV/m)	Remark	Limit (dBuV/m)		Margin (dB)	Table Deg.	Ant High (m)
						Peak	Ave			
2483.67	H	50.12	0.29	50.41	Peak	74	54	-23.59	360	1.00
2483.50	H	39.43	0.30	39.73	Ave	74	54	-14.27	212	1.00
2484.12	V	50.31	-2.37	47.94	Peak	74	54	-26.06	360	1.00
2483.50	V	39.02	-2.35	36.67	Ave	74	54	-17.33	208	1.00

Modulation Standard: IEEE 802.11g (54Mbps)

Channel 1						Fundamental Frequency: 2412 MHz				
Frequency (MHz)	Ant-Pol H/V	Meter Reading (dBuV)	Corrected Factor (dB)	Result (dBuV/m)	Remark	Limit (dBuV/m)		Margin (dB)	Table Deg.	Ant High (m)
						Peak	Ave			
2376.55	H	49.34	1.67	51.01	Peak	74	54	-22.99	360	1.00
2375.80	H	37.53	1.67	39.20	Ave	74	54	-14.80	360	1.00
2379.22	V	49.46	2.43	51.89	Peak	74	54	-22.11	360	1.00
2374.80	V	37.74	2.49	40.23	Ave	74	54	-13.77	360	1.00
Channel 11						Fundamental Frequency: 2462 MHz				
Frequency (MHz)	Ant-Pol H/V	Meter Reading (dBuV)	Corrected Factor (dB)	Result (dBuV/m)	Remark	Limit (dBuV/m)		Margin (dB)	Table Deg.	Ant High (m)
						Peak	Ave			
2485.30	H	49.34	0.27	49.61	Peak	74	54	-24.39	0	1.00
2483.50	H	38.86	0.30	39.16	Ave	74	54	-14.84	0	1.00
2483.95	V	49.79	-2.37	47.42	Peak	74	54	-26.58	0	1.00
2483.50	V	39.33	-2.35	36.98	Ave	74	54	-17.02	0	1.00





Modulation Standard: IEEE 802.11n HT20 (65Mbps)

Channel 1						Fundamental Frequency: 2412 MHz				
Frequency (MHz)	Ant-Pol H/V	Meter Reading (dBuV)	Corrected Factor (dB)	Result (dBuV/m)	Remark	Limit (dBuV/m)		Margin (dB)	Table Deg.	Ant High (m)
						Peak	Ave			
2383.45	H	49.78	1.64	51.42	Peak	74	54	-22.58	0	1.00
2381.77	H	38.36	1.65	40.01	Ave	74	54	-13.99	0	1.00
2384.12	V	49.23	2.35	51.58	Peak	74	54	-22.42	360	1.00
2381.60	V	38.69	2.39	41.08	Ave	74	54	-12.92	360	1.00
Channel 11						Fundamental Frequency: 2462 MHz				
Frequency (MHz)	Ant-Pol H/V	Meter Reading (dBuV)	Corrected Factor (dB)	Result (dBuV/m)	Remark	Limit (dBuV/m)		Margin (dB)	Table Deg.	Ant High (m)
						Peak	Ave			
2484.75	H	49.88	0.28	50.16	Peak	74	54	-23.84	0	1.00
2483.50	H	39.53	0.30	39.83	Ave	74	54	-14.17	0	1.00
2484.28	V	49.43	-2.38	47.05	Peak	74	54	-26.95	360	1.00
2483.50	V	39.35	-2.35	37.00	Ave	74	54	-17.00	360	1.00

Modulation Standard: IEEE 802.11n HT40 (135Mbps)

Channel 3						Fundamental Frequency: 2422 MHz				
Frequency (MHz)	Ant-Pol H/V	Meter Reading (dBuV)	Corrected Factor (dB)	Result (dBuV/m)	Remark	Limit (dBuV/m)		Margin (dB)	Table Deg.	Ant High (m)
						Peak	Ave			
2388.10	H	50.13	1.62	51.75	Peak	74	54	-22.25	0	1.00
2386.70	H	37.43	1.62	39.05	Ave	74	54	-14.95	0	1.00
2387.28	V	49.27	-2.28	51.55	Peak	74	54	-22.45	360	1.00
2384.60	V	36.51	-2.34	38.85	Ave	74	54	-15.15	360	1.00
Channel 9						Fundamental Frequency: 2452 MHz				
Frequency (MHz)	Ant-Pol H/V	Meter Reading (dBuV)	Corrected Factor (dB)	Result (dBuV/m)	Remark	Limit (dBuV/m)		Margin (dB)	Table Deg.	Ant High (m)
						Peak	Ave			
2485.12	H	50.66	0.28	50.94	Peak	74	54	-23.06	0	1.00
2483.50	H	37.63	0.30	37.94	Ave	74	54	-16.07	0	1.00
2484.75	V	48.96	-2.41	46.55	Peak	74	54	-27.45	360	1.00
2483.50	V	37.52	-2.35	35.17	Ave	74	54	-18.83	360	1.00

Notes:

1. Result = Meter Reading + Factor
2. Factor = Antenna Factor + Cable Loss – Amplifier
3. The resolution bandwidth of test receiver/spectrum analyzer is 1MHz and video bandwidth is 3 MHz (detector peak mode) for Peak detection at frequency above 1GHz.
4. The resolution bandwidth of test receiver/spectrum analyzer is 1MHz and video bandwidth is 3 MHz (detector sample mode) for Average detection at frequency above 1GHz.



Test Date: Jul. 02, 2012

Temperature: 25

Atmospheric pressure: 1014 hPa

Humidity: 67 %

Adapter: JENTEC \ CF0605-B

Modulation Standard: IEEE 802.11b (11Mbps)

Channel 1						Fundamental Frequency: 2412 MHz				
Frequency (MHz)	Ant-Pol H/V	Meter Reading (dBuV)	Corrected Factor (dB)	Result (dBuV/m)	Remark	Limit (dBuV/m)		Margin (dB)	Table Deg.	Ant High (m)
						Peak	Ave			
2373.04	H	50.59	1.68	52.27	Peak	74	54	-21.73	360	1.00
2372.70	H	39.95	1.69	41.64	Ave	74	54	-12.36	360	1.00
2371.40	V	50.70	2.56	53.26	Peak	74	54	-20.74	360	1.00
2372.70	V	41.04	2.54	43.58	Ave	74	54	-10.42	360	1.00
Channel 11						Fundamental Frequency: 2462 MHz				
Frequency (MHz)	Ant-Pol H/V	Meter Reading (dBuV)	Corrected Factor (dB)	Result (dBuV/m)	Remark	Limit (dBuV/m)		Margin (dB)	Table Deg.	Ant High (m)
						Peak	Ave			
2483.55	H	50.41	0.30	50.71	Peak	74	54	-23.29	360	1.00
2483.50	H	39.76	0.30	40.06	Ave	74	54	-13.94	212	1.00
2483.66	V	50.42	-2.36	48.06	Peak	74	54	-25.94	360	1.00
2483.50	V	38.99	-2.35	36.64	Ave	74	54	-17.36	208	1.00

Modulation Standard: IEEE 802.11g (54Mbps)

Channel 1						Fundamental Frequency: 2412 MHz				
Frequency (MHz)	Ant-Pol H/V	Meter Reading (dBuV)	Corrected Factor (dB)	Result (dBuV/m)	Remark	Limit (dBuV/m)		Margin (dB)	Table Deg.	Ant High (m)
						Peak	Ave			
2378.34	H	49.11	1.65	50.76	Peak	74	54	-23.24	360	1.00
2376.40	H	37.21	1.67	38.88	Ave	74	54	-15.12	360	1.00
2379.16	V	49.32	2.42	51.74	Peak	74	54	-22.26	360	1.00
2375.30	V	37.64	2.49	40.13	Ave	74	54	-13.87	360	1.00
Channel 11						Fundamental Frequency: 2462 MHz				
Frequency (MHz)	Ant-Pol H/V	Meter Reading (dBuV)	Corrected Factor (dB)	Result (dBuV/m)	Remark	Limit (dBuV/m)		Margin (dB)	Table Deg.	Ant High (m)
						Peak	Ave			
2485.18	H	49.46	0.28	49.74	Peak	74	54	-24.26	0	1.00
2483.50	H	38.97	0.30	39.27	Ave	74	54	-14.73	0	1.00
2483.85	V	49.52	-2.37	47.15	Peak	74	54	-26.85	0	1.00
2483.50	V	39.22	-2.35	36.87	Ave	74	54	-17.13	0	1.00



Modulation Standard: IEEE 802.11n HT20 (65Mbps)

Channel 1						Fundamental Frequency: 2412 MHz				
Frequency (MHz)	Ant-Pol H/V	Meter Reading (dBuV)	Corrected Factor (dB)	Result (dBuV/m)	Remark	Limit (dBuV/m)		Margin (dB)	Table Deg.	Ant High (m)
						Peak	Ave			
2382.93	H	49.53	1.64	51.17	Peak	74	54	-22.83	0	1.00
2381.50	H	38.24	1.65	39.89	Ave	74	54	-14.11	0	1.00
2383.64	V	49.38	2.35	51.73	Peak	74	54	-22.27	360	1.00
2381.40	V	38.76	2.39	41.15	Ave	74	54	-12.85	360	1.00

Channel 11						Fundamental Frequency: 2462 MHz				
Frequency (MHz)	Ant-Pol H/V	Meter Reading (dBuV)	Corrected Factor (dB)	Result (dBuV/m)	Remark	Limit (dBuV/m)		Margin (dB)	Table Deg.	Ant High (m)
						Peak	Ave			
2484.50	H	49.56	0.29	49.85	Peak	74	54	-24.15	0	1.00
2483.50	H	39.64	0.30	39.94	Ave	74	54	-14.06	0	1.00
2483.96	V	49.28	-2.38	46.90	Peak	74	54	-27.10	360	1.00
2483.50	V	39.25	-2.35	36.90	Ave	74	54	-17.10	360	1.00

Modulation Standard: IEEE 802.11n HT40 (135Mbps)

Channel 3						Fundamental Frequency: 2422 MHz				
Frequency (MHz)	Ant-Pol H/V	Meter Reading (dBuV)	Corrected Factor (dB)	Result (dBuV/m)	Remark	Limit (dBuV/m)		Margin (dB)	Table Deg.	Ant High (m)
						Peak	Ave			
2388.03	H	50.81	1.62	52.43	Peak	74	54	-21.57	0	1.00
2387.45	H	37.69	1.62	39.31	Ave	74	54	-14.69	0	1.00
2486.30	V	49.42	2.30	51.72	Peak	74	54	-22.28	360	1.00
2483.50	V	36.48	2.35	38.83	Ave	74	54	-15.17	360	1.00

Channel 9						Fundamental Frequency: 2452 MHz				
Frequency (MHz)	Ant-Pol H/V	Meter Reading (dBuV)	Corrected Factor (dB)	Result (dBuV/m)	Remark	Limit (dBuV/m)		Margin (dB)	Table Deg.	Ant High (m)
						Peak	Ave			
2484.00	H	50.43	0.28	50.71	Peak	74	54	-23.29	0	1.00
2483.50	H	37.72	0.30	38.02	Ave	74	54	-15.98	0	1.00
2385.75	V	49.37	-2.47	46.90	Peak	74	54	-27.10	360	1.00
2383.50	V	37.49	-2.35	35.14	Ave	74	54	-18.86	360	1.00

Notes:

1. Result = Meter Reading + Factor
2. Factor = Antenna Factor + Cable Loss – Amplifier
3. The resolution bandwidth of test receiver/spectrum analyzer is 1MHz and video bandwidth is 3 MHz (detector peak mode) for Peak detection at frequency above 1GHz.
4. The resolution bandwidth of test receiver/spectrum analyzer is 1MHz and video bandwidth is 3 MHz (detector sample mode) for Average detection at frequency above 1GHz.



## 10. Restricted Bands of Operation

Only spurious emissions are permitted in any of the frequency bands listed below:

MHz	MHz	MHz	GHz
0.09000 – 0.11000	16.42000 – 16.42300	399.9 – 410.0	4.500 – 5.250
0.49500 – 0.505**	16.69475 – 16.69525	608.0 – 614.0	5.350 – 5.460
2.17350 – 2.19050	16.80425 – 16.80475	960.0 – 1240.0	7.250 – 7.750
4.12500 – 4.12800	25.50000 – 25.67000	1300.0 – 1427.0	8.025 – 8.500
4.17725 – 4.17775	37.50000 – 38.25000	1435.0 – 1626.5	9.000 – 9.200
4.20725 – 4.20775	73.00000 – 74.60000	1645.5 – 1646.5	9.300 – 9.500
6.21500 – 6.21800	74.80000 – 75.20000	1660.0 – 1710.0	10.600 – 12.700
6.26775 – 6.26825	108.00000 – 121.94000	1718.8 – 1722.2	13.250 – 13.400
6.31175 – 6.31225	123.00000 – 138.00000	2200.0 – 2300.0	14.470 – 14.500
8.29100 – 8.29400	149.90000 – 150.05000	2310.0 – 2390.0	15.350 – 16.200
8.36200 – 8.36600	156.52475 – 156.52525	2483.5 – 2500.0	17.700 – 21.400
8.37625 – 8.38675	156.70000 – 156.90000	2655.0 – 2900.0	22.010 – 23.120
8.41425 – 8.41475	162.01250 – 167.17000	3260.0 – 3267.0	23.600 – 24.000
12.29000 – 12.29300	167.72000 – 173.20000	3332.0 – 3339.0	31.200 – 31.800
12.51975 – 12.52025	240.00000 – 285.00000	3345.8 – 3358.0	36.430 – 36.500
12.57675 – 12.57725	322.00000 – 335.40000	3600.0 – 4400.0	Above 38.6
13.36000 – 13.41000			

\*\* : Until February 1, 1999, this restricted band shall be 0.490-0.510 MHz

### 10.1 Labeling Requirement

The device shall bear the following statement in a conspicuous location on the device:

This device complies with part 15 of the FCC Rules. Operation is subject to the following two conditions: (1) This device may not cause harmful interference, and (2) this device must accept any interference received, including interference that may cause undesired operation.