

Test Setup Photos (RF)




Photo1 Test setup for below 30 MHz (Front)




Photo2 Test setup for below 30 MHz (Back)




Photo3 Test setup for above 30 MHz (Front)




Photo4 Test setup for above 30 MHz (Back)




Photo5 Test Setup for Conducted Test_1 (Front)




Photo6 Test Setup for Conducted Test_2(Back)




Photo7 Test Setup for EUT




Photo8 Test Setup for EUT 2




Photo9 Test Setup for EUT 3