


Model: TR33MUE013
FCC ID: ORK-TR33MUE013

Test Setup Photographs

47 CFR FCC Parts 15.107(a) and 15.207 Conducted Emission Limits



Conducted Emissions Test Setup (Front View)




Conducted Emissions Test Setup (Rear View)

Model: TR33MUE013
FCC ID: ORK-TR33MUE013


Test Setup Photographs

47 CFR FCC Parts 15.109(a), 15.209 and 15.225(d) Radiated Emission Test Setup

9kHz - 30MHz



Radiated Emissions Test Setup (Front View)



Radiated Emissions Test Setup (Rear View)


Model: TR33MUE013
FCC ID: ORK-TR33MUE013

Test Setup Photographs

30MHz – 1GHz



Radiated Emissions Test Setup (Front View)




Radiated Emissions Test Setup (Rear View)


Model: TR33MUE013
FCC ID: ORK-TR33MUE013

Test Setup Photographs

7 CFR FCC Parts 15.225(a) Radiated Emission (Fundamental) Limits



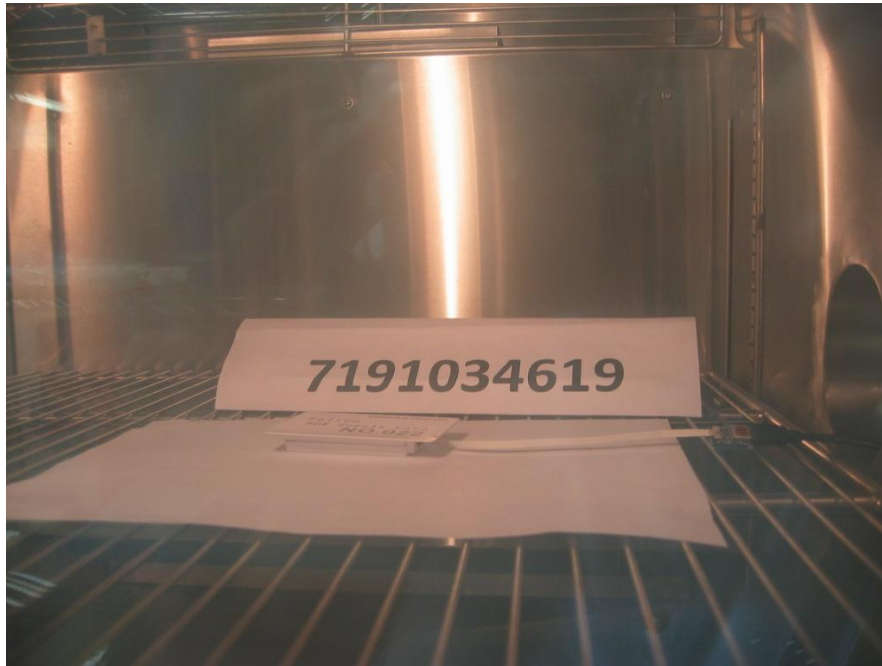
Radiated Emissions Test Setup (Front View)



Radiated Emissions Test Setup (Rear View)

Model: TR33MUE013
FCC ID: ORK-TR33MUE013

Test Setup Photographs



Frequency Stability Versus Input Voltage Test Setup